

2017 Coral Springs Open Invitational-CSSC-050717, S#: FGI050617CSSC-B12

Coral Springs Aquatic Complex

Psych Sheet

Event 1 Girls 200 LC Meter IM

- 2:50.89 10&U AAAA
- 2:59.59 10&U AAA
- 3:08.29 10&U AA
- 3:17.09 10&U A
- 3:17.09 10&U FGJO
- 3:43.19 10&U BB
- 2:34.69 11-12 AAAA
- 2:42.09 11-12 AAA
- 2:49.39 11-12 AA
- 2:53.09 11-12 FGJO
- 2:56.79 11-12 A
- 3:11.49 11-12 BB

Name	Age	Team	Seed Time
1 Trieschmann, Emily A	13	SAS-FG	2:31.45
2 Schimansky, Megan A	17	CSSC-FG	2:32.48
3 Miller, Lucy C	13	SAS-FG	2:35.85
4 Biro, Delaney P	15	CSSC-FG	2:37.08
5 Acosta, Claudia	14	HSC-FG	2:39.35
6 Seniuta, Monika	13	SAS-FG	2:40.39
7 Garcia, Giuliaanna	13	CSSC-FG	2:40.70
8 Gonzalez, Shannelle	13	HSC-FG	2:41.61
9 Beltrano, Gabby J	15	SAS-FG	2:43.57
10 Fajardo, Dominique	17	CSSC-FG	2:43.85
11 Fernandez, Michelle A	12	HSC-FG	2:43.86
12 Fowler, Faith E	13	CSSC-FG	2:44.30
13 Bannister, Lalaime D	13	TSA-FG	2:45.05
14 Jurado, Isabella	14	HSC-FG	2:45.64
15 Ham, Emme N	15	TSA-FG	2:46.52
16 Amon, Ashlynn	16	YSF-FG	2:47.16
17 Koch, Ellie	15	YSF-FG	2:50.99
18 Szakacs, Lydia C	15	SAS-FG	2:51.72
19 Cote, Mariana	12	AZFL-FG	2:52.70
20 Gonzalez, Natalia	16	TSA-FG	2:55.40
21 Martinez-Bruno, Victoria B	14	PST-FG	2:57.06
22 Reposo, Olivia	15	CSSC-FG	2:57.30
23 Bowe, Cecily S	14	TSA-FG	2:57.48
24 Schimansky, Sarah A	14	CSSC-FG	2:58.70
25 Keung, Meggie S	17	UN-FG-FG	3:01.96
26 Candido, Amber L	13	CSSC-FG	3:02.62
27 Ramirez, Isabella	14	TSA-FG	3:03.42
28 Fors, Helen	13	HSC-FG	3:04.65
29 Nordheim, Caroline K	14	SAS-FG	3:04.67
30 Wiebe, Olivia M	13	SF-FG	3:05.03
31 Olson, Elisabeth G	12	CSSC-FG	3:07.97
32 Angel, Sofia	14	AZFL-FG	3:09.20
33 Balkcom, Reese R	11	CSSC-FG	3:09.50
34 Hebert, Maci M	11	SAS-FG	3:09.84

35 Hockman, Madison P	12	CSSC-FG	3:10.90
36 Bagiotti, Julianne M	17	YSF-FG	3:15.92
37 Lopez-Diaz, Emily	12	YSF-FG	3:16.14
38 Laplant, Sara E	13	CSSC-FG	3:18.60
39 Schoenborn, Sammy B	9	CSSC-FG	3:21.23
40 Meyer, Camryn E	10	TSA-FG	3:21.41
41 Holmes, Willow G	12	TSA-FG	3:25.10
42 Bucaro, Marcela	12	TSA-FG	3:26.85
43 Gonzalez, Carolina	11	TSA-FG	3:29.51
44 Parsotan, Nadia A	11	PST-FG	3:29.90
45 Bonasera, Kaitlyn R	11	CSSC-FG	3:31.47
46 Mason, Olivia C	13	CSSC-FG	3:32.20
47 Nemanic, Grace A	16	CSSC-FG	3:33.48
48 Montes, Mariana	9	CSSC-FG	3:34.33
49 Palacios, Nicole	12	CSSC-FG	3:36.47
50 Pitters-Hinds, Hartley	11	TSA-FG	3:39.80
51 Mizrahi, Darlene	13	AZFL-FG	3:46.39
52 Saballos, Fabiola	12	PST-FG	3:47.31
53 Thomas, Haylee	13	SF-FG	3:49.71
54 Gil, Alejandra	8	CSSC-FG	3:52.74
55 Suarez, Rhanian G	10	CSSC-FG	3:54.02
56 Mizrahi, Elleyah R	11	PST-FG	3:59.53
57 Nguyen, Alexis	13	SAS-FG	4:07.10
58 Miller, Sara R	9	SAS-FG	4:07.90
59 Didovic, Kayleigh	10	CSSC-FG	4:11.42
60 Kuchar, Scarlett J	11	PST-FG	4:26.75
61 Bond, Mila I	10	CSSC-FG	4:44.61
62 Palumbo, Addison S	8	CSSC-FG	4:47.62
63 Viola, Emma	9	CSSC-FG	4:58.65
64 Hartung, Courtney L	12	CSSC-FG	NT
65 Carignan, Chloe F	15	CSSC-FG	NT
66 Dearen, Marli G	14	CSSC-FG	NT
67 Maxwell, Reese A	11	CSSC-FG	NT
68 Thirkell, Bri P	14	CSSC-FG	NT
69 Veiga, Victoria N	15	CSSC-FG	NT
70 Grisby, Kenny C	12	CSSC-FG	NT
71 O'Mara, Caitlin K	9	CSSC-FG	NT
72 Pierce, Mielah S	10	CSSC-FG	NT
73 White, Katrina M	14	CSSC-FG	NT
74 Kautz, Savannah S	10	CSSC-FG	NT
75 Sare, Stefi A	11	SAS-FG	NTY
76 Lewis, Jordyn C	10	SAS-FG	NTY
77 Wood, Breanna N	11	SAS-FG	NTY
78 Johnson, Elizabeth A	13	UN-FG	NTY
79 Adia, Isabella I	13	UN-FG	NTY
80 Mitova, Ellie A	14	TSA-FG	NT
81 Tran, Stephanie	16	TSA-FG	NT
82 Oren, Maya	12	PST-FG	NT
83 Becker, Mikayla A	12	PST-FG	NT



2017 Coral Springs Open Invitational-CSSC-050717, S#: FGI050617CSSC-B12

Coral Springs Aquatic Complex

Psych Sheet

Event 1 ...(Girls 200 LC Meter IM)

Name	Age	Team	Seed Time
84 Castano, Sara V	14	PST-FG	NT
85 DeLuna, Gabriella S	10	YSF-FG	NT
86 Mantilla, Tania E	9	YSF-FG	NT

Event 2 Boys 200 LC Meter IM

- 2:49.89 10&U AAAA
- 2:58.39 10&U AAA
- 3:06.89 10&U AA
- 3:15.39 10&U A
- 3:19.39 10&U FGJO
- 3:40.79 10&U BB
- 2:30.79 11-12 AAAA
- 2:38.49 11-12 AAA
- 2:46.19 11-12 AA
- 2:53.89 11-12 A
- 2:53.89 11-12 FGJO
- 3:09.29 11-12 BB

Name	Age	Team	Seed Time
1 Guarente, Marco	20	AZFL-FG	2:07.47
2 Machado, Diego	16	TSA-FG	2:17.40
3 Bucaro, Luis P	16	TSA-FG	2:18.72
4 Cassidy, Padraic P	17	TSA-FG	2:24.51
5 Savino, Gianni L	16	CSSC-FG	2:26.71
6 Trimble, Gregory E	15	CSSC-FG	2:29.21
7 Escobar, Daniel E	15	TSA-FG	2:29.50
8 Rodriguez, Agustin F	12	HSC-FG	2:32.72
9 Meyer, Alexander I	14	TSA-FG	2:33.12
10 Valdes, Victor M	13	HSC-FG	2:33.52
11 McCormick, Sam J	15	CSSC-FG	2:34.73
12 McKeon, Andres A	15	CSSC-FG	2:35.13
13 Blanco, David A	15	CSSC-FG	2:37.07
14 Quijada, Daniel	14	HSC-FG	2:37.31
15 Garbutt, David J	17	CSSC-FG	2:39.16
16 Gonzalez, Brian N	13	CSSC-FG	2:39.64
17 Marks, Connor M	14	CSSC-FG	2:41.40
18 Franzino, Patrick J	15	CSSC-FG	2:41.96
19 Pujula, Charles	12	HSC-FG	2:43.56
20 Parraga, Fabrizio D	15	CSSC-FG	2:52.33
21 Garzon, David A	14	PST-FG	2:52.53
22 Delet, Andre R	14	PST-FG	2:52.89
23 Lopez-Casula, Marcoaurelio	12	HSC-FG	2:55.81
24 Keung, Ethan O	14	UN-FG-FG	2:56.75
25 Ward, Wilson T	13	CSSC-FG	2:56.83
26 Bonasera, Jason N	14	CSSC-FG	2:58.31
27 Nordheim, Gregory A	12	SAS-FG	2:59.66
28 Geathers, Jayden A	13	TSA-FG	3:00.92
29 Aronsohn, Matthew C	12	SAS-FG	3:01.07

30 Justin, Joshua J	12	PST-FG	3:01.25
31 Williams, Owen N	10	HAT-FG	3:04.83
32 Musa, Farouk	9	HAT-FG	3:04.85
33 Brezenski, Joshua F	12	PST-FG	3:09.60
34 Kocoglu, Miguel S	12	CSSC-FG	3:09.93
35 Brander, Ryan J	13	CSSC-FG	3:14.16
36 Ruf, Justin T	12	CSSC-FG	3:29.17
37 Neville, Daniel K	14	PST-FG	3:30.31
38 Keung, Nathan G	11	UN-FG-FG	3:40.15
39 Tortola, Gabriel	10	AZFL-FG	3:41.16
40 Vargas, Anthony J	13	CSSC-FG	3:41.28
41 Kibler, Ryan A	11	PST-FG	3:48.82
42 Johnstone, Aidan J	13	PST-FG	3:53.53
43 Palumbo, Anthony T	8	CSSC-FG	3:54.02
44 Connor, Liam J	12	PST-FG	3:54.61
45 Herman, Luca M	11	PST-FG	3:54.99
46 Arbelo, Tyler A	11	SF-FG	3:55.00
47 Calero, Fernando J	11	CSSC-FG	4:11.19
48 Schutz, Brandon D	16	CSSC-FG	NT
49 Aran, Grant A	14	CSSC-FG	NT
50 Sterling, Sebastian S	11	CSSC-FG	NT
51 Kocoglu, Kenan S	15	CSSC-FG	NT
52 Maniscalco, Jack D	11	CSSC-FG	NT
53 Tages, Gannen	16	CSSC-FG	NT
54 Vilar, Nicolas C	13	CSSC-FG	NT
55 Narbonne, Cole T	13	CSSC-FG	NT
56 Lynch, Ryan F	13	CSSC-FG	NT
57 Lynch, John T	13	CSSC-FG	NT
58 Schwartz, Benjamin E	14	SAS-FG	NTY
59 Badics, Cooper C	11	SAS-FG	NTY
60 Meiselman, Ian	12	UN-FG	NTY
61 Overfelt, Billy C	12	TSA-FG	NT
62 Opperman, Rafael M	12	TSA-FG	NT
63 Opperman, Lucas M	11	TSA-FG	NT
64 Tan, Matthew W	11	TSA-FG	NT
65 Dworet, Nicholas P	17	TSA-FG	NT
66 Myerson, Maxwell J	15	ESC-FG	NT
67 Weingard, Luke	10	UN-AZ-FG	NT
68 Saballos, Orlando J	14	PST-FG	NT
69 Sinanan, Shane A	12	PST-FG	NT
70 Moreno, Luis E	13	HSC-FG	NT



2017 Coral Springs Open Invitational-CSSC-050717, S#: FGI050617CSSC-B12

Coral Springs Aquatic Complex

Psych Sheet

Event 3 Girls 50 LC Meter Butterfly

- 34.59 10&U AAAA
- 36.69 10&U AAA
- 38.89 10&U AA
- 40.99 10&U A
- 41.99 10&U FGJO
- 47.29 10&U BB
- 30.99 11-12 AAAA
- 32.49 11-12 AAA
- 33.89 11-12 AA
- 35.39 11-12 A
- 36.39 11-12 FGJO
- 38.29 11-12 BB

	Name	Age	Team	Seed Time
1	Casellas, Patricia M	26	AZFL-FG	29.07
2	Biro, Delaney P	15	CSSC-FG	29.46
3	Fajardo, Dominique	17	CSSC-FG	30.04
4	Newbold, Jolise J	15	ORCA	30.88
5	Gonzalez, Shannelle	13	HSC-FG	31.23
6	Beltrano, Gabby J	15	SAS-FG	31.31
7	Loayza, Carolina	14	GCST-FL	31.45
8	Garcia, Giulianna	13	CSSC-FG	31.65
9	Acosta, Claudia	14	HSC-FG	31.80
10	Riley, Elizabeth M	15	YSF-FG	32.56
11	Kennedy, Jodi	15	SF-FG	32.86
12	Martinez-Bruno, Victoria B	14	PST-FG	33.25
13	McCormick, Riley E	12	CSSC-FG	33.50
14	Fernandez, Michelle A	12	HSC-FG	33.62
15	Tran, Stephanie	16	TSA-FG	33.82
16	Abovitz, Zoe C	16	AZFL-FG	33.82
17	Taylor, Eliana A	17	ORCA	34.01
18	Jurado, Isabella	14	HSC-FG	34.37
19	Robertson, Emily R	12	CSSC-FG	34.68
20	Thurston, Lynell M	28	ORCA	34.92
21	Bellardi, Nicole A	12	AZFL-FG	35.79
22	Cote, Mariana	12	AZFL-FG	35.83
23	Tremellen, Alexia N	13	PST-FG	35.83
24	Brewington, Carly F	17	CSSC-FG	35.86
25	Sierra, Micaela	12	UN-CS-FG	35.92
26	Anton, Sidney	10	AZFL-FG	36.11
27	Angel, Sofia	14	AZFL-FG	36.11
28	Miller, Erin G	12	SAS-FG	36.37
29	Fors, Helen	13	HSC-FG	36.40
30	Olson, Elisabeth G	12	CSSC-FG	36.46
31	Leon, Valerie L	14	SF-FG	36.49
32	Hernandez, Brianna B	12	YSF-FG	36.53
33	Kennedy, Kaycie M	13	SF-FG	37.11
34	Vazquez-Quiroga, Alesia	13	AZFL-FG	37.14

35	Kennedy, Lauren N	11	SF-FG	37.28
36	Ward, Payton A	12	CSSC-FG	37.45
37	Taylor, Allison R	13	ORCA	37.64
38	Hennekens, Grace M	16	PST-FG	38.25
39	Llanos, Rachel	14	PST-FG	38.60
40	Araujo, Rafaela S	11	AZFL-FG	38.76
41	Levin, Rebeca	12	SF-FG	38.83
42	Brennan, Emily R	13	YSF-FG	38.84
43	Dattile, Briana E	13	CSSC-FG	39.39
44	Hebert, Maci M	11	SAS-FG	39.47
45	Bonasera, Kaitlyn R	11	CSSC-FG	39.72
46	Laplant, Sara E	13	CSSC-FG	39.87
47	Bucaro, Marcela	12	TSA-FG	39.93
48	Hyman, Carly M	17	PST-FG	40.51
49	Nemanic, Grace A	16	CSSC-FG	40.61
50	Meyer, Camryn E	10	TSA-FG	40.83
51	Aleman, Alison J	16	AZFL-FG	41.94
52	Vazquez-Quiroga, Leire	11	AZFL-FG	42.27
53	Ferraro, Sophia	13	AZFL-FG	42.44
54	Adia, Isabella I	13	UN-FG	42.50
55	Pitters-Hinds, Hartley	11	TSA-FG	42.53
56	Montes, Mariana	9	CSSC-FG	42.72
57	Schoenborn, Sammy B	9	CSSC-FG	43.91
58	Thirkell, Bri P	14	CSSC-FG	43.91
59	Powell, Carolyn A	9	CSSC-FG	44.03
60	Dearen, Marli G	14	CSSC-FG	44.74
61	DeLuna, Gabriella S	10	YSF-FG	44.74
62	Mortimer, Elysia S	15	ORCA	44.97
63	Suarez, Rhanian G	10	CSSC-FG	45.84
64	Jones, Jordan M	15	SF-FG	45.98
65	Morton, Dahlia K	11	YSF-FG	46.64
66	Hinsey, Anaiyah M	13	ORCA	46.89
67	Nguyen, Alexis	13	SAS-FG	48.45
68	Gonzalez, Carolina	11	TSA-FG	48.77
69	Thomas, Haylee	13	SF-FG	49.50
70	Maxwell, Reese A	11	CSSC-FG	50.21
71	Bean, Brittany L	10	CSSC-FG	51.81
72	Palacios, Nicole	12	CSSC-FG	52.22
73	Guerrero, Mia S	10	AZFL-FG	52.25
74	Virto, Maia	10	AZFL-FG	52.30
75	Cowan, Teeann X	10	ORCA	53.46
76	Mizrachi, Elleyah R	11	PST-FG	54.42
77	Benejam, Mariangel A	14	TSA-FG	55.84
78	Parsotan, Nadia A	11	PST-FG	56.17
79	Virto, Mia	12	AZFL-FG	56.43
80	Bicerne, Amelie	9	YSF-FG	57.91
81	Lubarsky, Roni	11	CSSC-FG	57.95
82	Delson, Arianna S	11	ORCA	58.56
83	Hinsey, Aalayah A	13	ORCA	59.90



2017 Coral Springs Open Invitational-CSSC-050717, S#: FGI050617CSSC-B12

Coral Springs Aquatic Complex

Psych Sheet

Event 3 ...(Girls 50 LC Meter Butterfly)

Name	Age	Team	Seed Time
84 Rogers, Selah J	10	PST-FG	1:00.92
85 Martin, Mikhel N	8	CSSC-FG	1:01.43
86 Johnson, Tysha A	9	ORCA	1:03.09
87 Miller, Sara R	9	SAS-FG	1:03.89
88 Rattray, Kyra	11	CSSC-FG	1:04.04
89 Kautz, Savannah S	10	CSSC-FG	1:04.90
90 Schurr, Payton M	12	CSSC-FG	1:16.00
91 Gilley, Contessa	9	CSSC-FG	1:18.07
92 Most, Haley E	7	CSSC-FG	1:21.28
93 Carignan, Chloe F	15	CSSC-FG	NT
94 Suther, Faith B	14	CSSC-FG	NT
95 Veiga, Victoria N	15	CSSC-FG	NT
96 Sapp, Bella N	12	CSSC-FG	NT
97 Thorpe, Braelyn O	7	CSSC-FG	NT
98 Harding, Aveline	7	CSSC-FG	NT
99 King, Emily L	13	CSSC-FG	NT
100 Arias-Figueroa, Luna G	9	CSSC-FG	NT
101 White, Katrina M	14	CSSC-FG	NT
102 Martin, Gigi S	6	CSSC-FG	NT
103 Korb, Savannah M	12	CSSC-FG	NT
104 Popen, Grainne S	13	CSSC-FG	NT
105 Mahecha, Sammy Z	13	CSSC-FG	NT
106 Pereira, Nicole T	16	CSSC-FG	NT
107 Brown, Joslyn	10	CSSC-FG	NT
108 Harding, Nandi	11	CSSC-FG	NT
109 SanJuan, Daniella P	11	CSSC-FG	NT
110 Shapiro, Lexi M	9	SAS-FG	NTY
111 Wood, Breanna N	11	SAS-FG	NTY
112 Gonzalez, Sadie M	11	SAS-FG	NTY
113 Gonzalez, Brooke M	9	SAS-FG	NTY
114 Johnson, Elizabeth A	13	UN-FG	NTY
115 Castro, Viviana	13	TSA-FG	NT
116 Martin, Rianne A	14	TSA-FG	NT
117 Tan, Ashley G	16	TSA-FG	NT
118 Ostamendy, Amelia	12	ESC-FG	NT
119 Gamm, Kayla	11	AZFL-FG	NT
120 Huneau, Melina	10	PST-FG	NT
121 Silva Sordo, Chabeli C	10	HSC-FG	NT
122 Bagiotti, Julianne M	17	YSF-FG	NT
123 Gonzalez, Izabella N	9	YSF-FG	NT
124 Block, Valerie A	13	CSSC-FG	NT

Event 4 Boys 50 LC Meter Butterfly

Name	Age	Team	Seed Time
34.39	10&U	AAAA	
36.29	10&U	AAA	
38.19	10&U	AA	
40.19	10&U	A	
42.19	10&U	FGJO	
45.99	10&U	BB	
30.29	11-12	AAAA	
31.99	11-12	AAA	
33.69	11-12	AA	
35.29	11-12	A	
37.29	11-12	FGJO	
38.69	11-12	BB	
Name	Age	Team	Seed Time
1 Depassier, Jorge A	17	AZFL-FG	26.79
2 Dworet, Nicholas P	17	TSA-FG	27.93
3 Neely, Shawn W	14	ORCA	28.39
4 Brown, Cameron M	15	AZFL-FG	28.43
5 Blanco, David A	15	CSSC-FG	28.94
6 Cassidy, Padraic P	17	TSA-FG	29.03
7 Garbutt, David J	17	CSSC-FG	29.63
8 D'Avi, Jack	14	YSF-FG	30.23
9 McCormick, Sam J	15	CSSC-FG	30.84
10 Zhang, Mark	15	AZFL-FG	31.12
11 McKeon, Andres A	15	CSSC-FG	31.14
12 Franzino, Patrick J	15	CSSC-FG	31.20
13 Di Egidio, Ethan	15	AZFL-FG	31.53
14 Garzon, David A	14	PST-FG	31.99
15 Rodriguez, Agustin F	12	HSC-FG	32.07
16 Schutz, Brandon D	16	CSSC-FG	32.85
17 Gonzalez, Oscar J	15	SF-FG	33.01
18 Grady, Steven A	14	PST-FG	33.04
19 Quijada, Daniel	14	HSC-FG	33.27
20 Lopez-Casula, Marcoaurelio	12	HSC-FG	33.50
21 Curtis, Jayden O	14	ORCA	33.93
22 Quesada-Amor, Alexander J	15	HSC-FG	34.20
23 Sorunmu, Elijah M	14	SF-FG	34.35
24 Gentles, Deron A	16	TSA-FG	34.40
25 Pujula, Charles	12	HSC-FG	34.84
26 Justin, Joshua J	12	PST-FG	34.88
27 Valdes, Victor M	13	HSC-FG	35.06
28 Frantsevskiy, Egor	11	SAS-FG	35.17
29 Parraga, Fabrizio D	15	CSSC-FG	35.22
30 Alvarez, Alejandro	12	CSSC-FG	36.78
31 Aronsohn, Matthew C	12	SAS-FG	37.27
32 Reis, John M	16	YSF-FG	37.46
33 Russell, Tamir A	12	ORCA	37.50
34 Parsotan, Veejay S	15	PST-FG	37.56



2017 Coral Springs Open Invitational-CSSC-050717, S#: FGI050617CSSC-B12

Coral Springs Aquatic Complex

Psych Sheet

Event 4 ... (Boys 50 LC Meter Butterfly)

Name	Age	Team	Seed Time
35 Schwartz, Benjamin E	14	SAS-FG	38.59
36 Rivas, Fabio A	11	HSC-FG	38.98
37 Bagiotti, Jon M	13	YSF-FG	39.14
38 Aran, Grant A	14	CSSC-FG	39.97
39 Musa, Farouk	9	HAT-FG	39.99
40 Domokos-Murphy, William R	8	SAS-FG	41.92
41 Galan Aldeanueva, Guillermo	15	SAS-FG	43.05
42 Tamaroff, Dylan M	14	SF-FG	44.60
43 Arbelo, Christian T	13	SF-FG	45.00
44 Brennen, Dasario D	13	ORCA	45.41
45 Connor, Liam J	12	PST-FG	45.71
46 Tan, Matthew W	11	TSA-FG	45.97
47 Karachun, Matviy	9	YSF-FG	46.40
48 Tortola, Gabriel	10	AZFL-FG	46.80
49 Opperman, Rafael M	12	TSA-FG	47.62
50 Arbelo, Tyler A	11	SF-FG	48.00
51 Tamaroff, Alec R	14	SF-FG	50.50
52 Lopez-Casula, Leonardo	9	HSC-FG	51.08
53 Johnstone, Aidan J	13	PST-FG	51.16
54 Opperman, Lucas M	11	TSA-FG	52.84
55 Curtis, Homer N	14	ORCA	53.24
56 Aguila, Jorge E	8	CSSC-FG	55.38
57 Kibler, Ryan A	11	PST-FG	55.47
58 Minnis, Remington A	9	ORCA	55.94
59 Cajuste, Joshua J	12	TSA-FG	56.03
60 Gonzalez, Felix A	10	YSF-FG	58.11
61 Overfelt, Billy C	12	TSA-FG	1:00.73
62 Martin, RJ J	12	TSA-FG	1:10.13
63 Rattray, Kenneth P	10	CSSC-FG	1:23.27
64 Vargas, Anthony J	13	CSSC-FG	NT
65 NG, Evan	11	CSSC-FG	NT
66 Dougherty, Owen M	9	CSSC-FG	NT
67 Dougherty, Oscar D	10	CSSC-FG	NT
68 Basso, Marcello A	14	CSSC-FG	NT
69 Tages, Gannen	16	CSSC-FG	NT
70 Vilar, Nicolas C	13	CSSC-FG	NT
71 Cheng, Freddy E	14	CSSC-FG	NT
72 Narbonne, Cole T	13	CSSC-FG	NT
73 Lynch, Ryan F	13	CSSC-FG	NT
74 Lynch, John T	13	CSSC-FG	NT
75 Korb, Beckhem B	10	CSSC-FG	NT
76 Howard, Jordan A	16	CSSC-FG	NT
77 Pereira, Lucca T	14	CSSC-FG	NT
78 SanJuan, Christian D	12	CSSC-FG	NT
79 Galan Aldeanueva, Gonzalo	13	SAS-FG	NT
80 Faife, Leonardo	15	SAS-FG	NTY
81 Meiselman, Ian	12	UN-FG	NTY

82 Dunkley, Justin E	11	TSA-FG	NT
83 McComie, Kenwyn E	13	TSA-FG	NT
84 Dawkins, Mekhi B	11	TSA-FG	NT
85 Kazar, Michael P	9	AZFL-FG	NT
86 Ortiz, Karvin Jay	10	AZFL-FG	NT
87 Villalonga, Diego	10	AZFL-FG	NT
88 Leibik, Jay	9	AZFL-FG	NT
89 Granizo, Mario A	10	AZFL-FG	NT
90 Salas, Ricardo A	13	AZFL-FG	NT
91 Fratamico, Matteo	11	PST-FG	NT
92 Sanchez, Cesar A	9	PST-FG	NT
93 Guardia, Javier A	9	PST-FG	NT
94 Lewis-Charles, Giovanni J	9	PST-FG	NT
95 Escobar, Alex X	9	PST-FG	NT
96 Noble-Mattis, Justin A	10	PST-FG	NT
97 Herek, Lorenzo C	10	PST-FG	NT
98 Brito, David	11	HSC-FG	NT
99 Silva Sordo, Christian R	12	HSC-FG	NT
100 Livsey, Brooks M	10	YSF-FG	NT

Event 5 Girls 200 LC Meter Butterfly

- 2:33.69 11-12 AAAA
- 2:40.99 11-12 AAA
- 2:48.29 11-12 AA
- 2:55.59 11-12 A
- 2:59.59 11-12 FGJO
- 3:10.19 11-12 BB

Name	Age	Team	Seed Time
1 Fetes, Shayna A	16	SAS-FG	2:29.84
2 Hebert, Madelyn M	13	SAS-FG	2:32.63
3 Gooding, Adriana	13	AZFL-FG	2:51.09
4 Trieschmann, Emily A	13	SAS-FG	2:54.84
5 Chinogwenya, Nakai S	12	SF-FG	3:00.00
6 Sorunmu, Maya A	11	SF-FG	3:05.00
7 Renaud, Eva	12	SF-FG	3:20.00
8 Nordheim, Caroline K	14	SAS-FG	NTY
9 Seniuta, Monika	13	SAS-FG	NTY
10 Miller, Lucy C	13	SAS-FG	NTY
11 Kim, Daniela	16	YSF-FG	NT

Event 6 Boys 200 LC Meter Butterfly

- 2:31.59 11-12 AAAA
- 2:38.79 11-12 AAA
- 2:45.99 11-12 AA
- 2:53.19 11-12 A
- 3:01.19 11-12 FGJO
- 3:07.69 11-12 BB

Name	Age	Team	Seed Time
1 Machado, Diego	16	TSA-FG	2:09.92



2017 Coral Springs Open Invitational-CSSC-050717, S#: FGI050617CSSC-B12

Coral Springs Aquatic Complex

Psych Sheet

Event 6 ... (Boys 200 LC Meter Butterfly)

Name	Age	Team	Seed Time
2 Roach, Ethan M	14	SAS-FG	2:32.00
3 Seniuta, Tadas	15	SAS-FG	NTY

Event 7 Girls 100 LC Meter Freestyle

1:09.69 10&U AAAA
1:13.29 10&U AAA
1:16.99 10&U AA
1:20.59 10&U A
1:20.59 10&U FGJO
1:31.49 10&U BB
1:03.39 11-12 AAAA
1:06.39 11-12 AAA
1:09.39 11-12 AA
1:10.99 11-12 FGJO
1:12.49 11-12 A
1:18.49 11-12 BB

Name	Age	Team	Seed Time
1 Acosta, Claudia	14	HSC-FG	1:01.17
2 Fetes, Shayna A	16	SAS-FG	1:01.62
3 Biro, Delaney P	15	CSSC-FG	1:01.73
4 Trieschmann, Emily A	13	SAS-FG	1:02.03
5 Bannister, Lalaie D	13	TSA-FG	1:03.21
6 Gonzalez, Shannelle	13	HSC-FG	1:03.42
7 Newbold, Jolise J	15	ORCA	1:03.64
8 Riley, Elizabeth M	15	YSF-FG	1:03.68
9 Beltrano, Gabby J	15	SAS-FG	1:03.83
10 Gooding, Adriana	13	AZFL-FG	1:04.06
11 Nordheim, Caroline K	14	SAS-FG	1:04.16
12 Fajardo, Dominique	17	CSSC-FG	1:04.59
13 Smith, Matea M	15	TSA-FG	1:04.82
14 Mortimer, Madison H	13	ORCA	1:05.35
15 Hyman, Carly M	17	PST-FG	1:05.50
16 Hebert, Madelyn M	13	SAS-FG	1:05.60
17 Loayza, Carolina	14	GCST-FL	1:05.70
18 Fowler, Faith E	13	CSSC-FG	1:05.81
19 Abovitz, Zoe C	16	AZFL-FG	1:06.08
20 Reposo, Olivia	15	CSSC-FG	1:06.27
21 Homes, Andrea	16	YSF-FG	1:06.52
22 Taylor, Eliana A	17	ORCA	1:06.69
23 Tran, Stephanie	16	TSA-FG	1:07.12
24 Schimansky, Sarah A	14	CSSC-FG	1:07.44
25 Bowe, Cecily S	14	TSA-FG	1:07.47
26 Mason, Olivia C	13	CSSC-FG	1:07.52
27 Thurston, Lynell M	28	ORCA	1:07.52
28 Amon, Ashlynn	16	YSF-FG	1:07.85
29 Sierra, Micaela	12	UN-CS-FG	1:07.88
30 Martinez-Bruno, Victoria B	14	PST-FG	1:08.99

31 Gonzalez, Natalia	16	TSA-FG	1:09.05
32 Robertson, Emily R	12	CSSC-FG	1:09.23
33 Chinogwenya, Nakai S	12	SF-FG	1:09.30
34 Dattile, Briana E	13	CSSC-FG	1:09.34
35 Brennan, Emily R	13	YSF-FG	1:09.45
36 Hepburn, Jamilah R	13	ORCA	1:09.74
37 Lopez-Diaz, Emily	12	YSF-FG	1:09.75
38 Cote, Mariana	12	AZFL-FG	1:09.84
39 Tremellen, Alexia N	13	PST-FG	1:10.21
40 Hennekens, Grace M	16	PST-FG	1:10.32
41 Vazquez-Quiroga, Alesia	13	AZFL-FG	1:10.63
42 McCormick, Riley E	12	CSSC-FG	1:10.70
43 Araujo, Rafaella S	11	AZFL-FG	1:10.88
44 Taylor, Ebonie R	13	ORCA	1:11.14
45 Miller, Erin G	12	SAS-FG	1:11.86
46 Szakacs, Lydia C	15	SAS-FG	1:12.12
47 Candido, Amber L	13	CSSC-FG	1:12.16
48 Fors, Helen	13	HSC-FG	1:12.74
49 Bellardi, Nicole A	12	AZFL-FG	1:12.82
50 Carignan, Chloe F	15	CSSC-FG	1:13.00
51 Ramirez, Isabella	14	TSA-FG	1:13.30
52 Bagiotti, Julianne M	17	YSF-FG	1:13.43
53 Brewington, Carly F	17	CSSC-FG	1:14.20
54 Ward, Payton A	12	CSSC-FG	1:14.53
55 Ferraro, Sophia	13	AZFL-FG	1:15.10
56 Angel, Sofia	14	AZFL-FG	1:15.54
57 Sorunmu, Maya A	11	SF-FG	1:15.97
58 Anton, Sidney	10	AZFL-FG	1:15.98
59 Pitters-Hinds, Hartley	11	TSA-FG	1:16.65
60 Levin, Rebeca	12	SF-FG	1:16.79
61 Laplant, Sara E	13	CSSC-FG	1:16.89
62 Nemanic, Grace A	16	CSSC-FG	1:17.10
63 Mortimer, Elysia S	15	ORCA	1:17.61
64 Wells, Hailey I	12	CSSC-FG	1:17.86
65 Hockman, Madison P	12	CSSC-FG	1:18.04
66 Taylor, Allison R	13	ORCA	1:18.11
67 Kennedy, Lauren N	11	SF-FG	1:18.33
68 Wiebe, Olivia M	13	SF-FG	1:18.71
69 Bucaro, Marcela	12	TSA-FG	1:19.11
70 Renaud, Eva	12	SF-FG	1:19.76
71 Meyer, Camryn E	10	TSA-FG	1:20.67
72 Levin, Sara	10	SF-FG	1:20.72
73 Powell, Carolyn A	9	CSSC-FG	1:21.00
74 Holmes, Willow G	12	TSA-FG	1:21.21
75 Montes, Mariana	9	CSSC-FG	1:21.29
76 Olson, Elisabeth G	12	CSSC-FG	1:21.60
77 Morton, Dahlia K	11	YSF-FG	1:21.60
78 Vazquez-Quiroga, Leire	11	AZFL-FG	1:21.63
79 Hebert, Maci M	11	SAS-FG	1:21.66



2017 Coral Springs Open Invitational-CSSC-050717, S#: FGI050617CSSC-B12

Coral Springs Aquatic Complex

Psych Sheet

Event 7 ... (Girls 100 LC Meter Freestyle)

Name	Age	Team	Seed Time								
80	Dearen, Marli G	14	CSSC-FG	1:21.91	_____	127	Sapp, Bella N	12	CSSC-FG	1:57.26	_____
81	Balkcom, Reese R	11	CSSC-FG	1:22.07	_____	128	Palumbo, Addison S	8	CSSC-FG	1:58.85	_____
82	Gibson, Alexia A	11	ORCA	1:22.78	_____	129	Sare, Stefi A	11	SAS-FG	2:00.53	_____
83	Thirkell, Bri P	14	CSSC-FG	1:23.31	_____	130	Most, Haley E	7	CSSC-FG	2:10.29	_____
84	Jones, Jordan M	15	SF-FG	1:23.62	_____	131	Gilley, Contessa	9	CSSC-FG	2:12.26	_____
85	Gonzalez, Carolina	11	TSA-FG	1:23.82	_____	132	Schurr, Payton M	12	CSSC-FG	2:26.72	_____
86	Adia, Isabella I	13	UN-FG	1:24.04	_____	133	Hartung, Courtney L	12	CSSC-FG	NT	_____
87	Schoenborn, Sammy B	9	CSSC-FG	1:24.35	_____	134	Veiga, Victoria N	15	CSSC-FG	NT	_____
88	Leon, Valerie L	14	SF-FG	1:24.47	_____	135	Rattray, Kyra	11	CSSC-FG	NT	_____
89	Renaud, Jade	11	SF-FG	1:25.16	_____	136	Harding, Aveline	7	CSSC-FG	NT	_____
90	Palacios, Nicole	12	CSSC-FG	1:25.69	_____	137	King, Emily L	13	CSSC-FG	NT	_____
91	Saballos, Fabiola	12	PST-FG	1:26.27	_____	138	Arias-Figueroa, Luna G	9	CSSC-FG	NT	_____
92	Marshall, Ashanti R	13	ORCA	1:26.29	_____	139	Grisby, Kenny C	12	CSSC-FG	NT	_____
93	Thomas, Haylee	13	SF-FG	1:26.30	_____	140	Suther, Hope M	10	CSSC-FG	NT	_____
94	Suarez, Rhanja G	10	CSSC-FG	1:26.50	_____	141	O'Mara, Caitlin K	9	CSSC-FG	NT	_____
95	Aleman, Alison J	16	AZFL-FG	1:26.91	_____	142	Pierce, Mielah S	10	CSSC-FG	NT	_____
96	Hinsey, Anaiyah M	13	ORCA	1:27.01	_____	143	White, Katrina M	14	CSSC-FG	NT	_____
97	Parsotan, Nadia A	11	PST-FG	1:28.61	_____	144	Kautz, Savannah S	10	CSSC-FG	NT	_____
98	Bond, Mila I	10	CSSC-FG	1:29.33	_____	145	Martin, Gigi S	6	CSSC-FG	NT	_____
99	Bean, Brittany L	10	CSSC-FG	1:29.79	_____	146	Korb, Savannah M	12	CSSC-FG	NT	_____
100	Mizrahi, Darlene	13	AZFL-FG	1:29.85	_____	147	Popen, Grainne S	13	CSSC-FG	NT	_____
101	Mantilla, Tania E	9	YSF-FG	1:31.54	_____	148	Mahecha, Sammy Z	13	CSSC-FG	NT	_____
102	Brinkmann, Wynona P	11	HAT-FG	1:32.24	_____	149	Pereira, Nicole T	16	CSSC-FG	NT	_____
103	Bonasera, Kaitlyn R	11	CSSC-FG	1:32.30	_____	150	George-Crompton, Delainey I	10	CSSC-FG	NT	_____
104	Mizrachi, Elleyah R	11	PST-FG	1:32.60	_____	151	Brown, Joslyn	10	CSSC-FG	NT	_____
105	Gil, Alejandra	8	CSSC-FG	1:33.28	_____	152	Kaminietzky, Kiara	7	CSSC-FG	NT	_____
106	Cowan, Teeann X	10	ORCA	1:34.33	_____	153	Harding, Nandi	11	CSSC-FG	NT	_____
107	Llanos, Rachel	14	PST-FG	1:34.38	_____	154	SanJuan, Daniella P	11	CSSC-FG	NT	_____
108	Delson, Arianna S	11	ORCA	1:35.27	_____	155	Nguyen, Alexis	13	SAS-FG	NTY	_____
109	Virto, Maia	10	AZFL-FG	1:35.34	_____	156	Shapiro, Lexi M	9	SAS-FG	NTY	_____
110	Suther, Faith B	14	CSSC-FG	1:35.94	_____	157	Lewis, Jordyn C	10	SAS-FG	NTY	_____
111	Thorpe, Braelyn O	7	CSSC-FG	1:36.95	_____	158	Wood, Breanna N	11	SAS-FG	NTY	_____
112	Didovic, Kayleigh	10	CSSC-FG	1:38.14	_____	159	Gonzalez, Sadie M	11	SAS-FG	NTY	_____
113	Bicerne, Amelie	9	YSF-FG	1:38.17	_____	160	Gonzalez, Brooke M	9	SAS-FG	NTY	_____
114	Lubarsky, Roni	11	CSSC-FG	1:40.26	_____	161	Johnson, Elizabeth A	13	UN-FG	NTY	_____
115	Kuchar, Scarlett J	11	PST-FG	1:41.61	_____	162	Castro, Viviana	13	TSA-FG	NT	_____
116	Benejam, Mariangel A	14	TSA-FG	1:41.77	_____	163	McComie-Waterman, An Alys	8	TSA-FG	NT	_____
117	Miller, Sara R	9	SAS-FG	1:42.26	_____	164	Smith, Jordan I	12	TSA-FG	NT	_____
118	Maxwell, Reese A	11	CSSC-FG	1:44.65	_____	165	Overfelt, Mia E	10	TSA-FG	NT	_____
119	Rogers, Selah J	10	PST-FG	1:45.39	_____	166	Ramos, Valerie	9	TSA-FG	NT	_____
120	Virto, Mia	12	AZFL-FG	1:45.42	_____	167	Thomas, Morgan A	9	TSA-FG	NT	_____
121	Valente, Milena	10	YSF-FG	1:47.39	_____	168	Martin, Rianne A	14	TSA-FG	NT	_____
122	Hinsey, Aalayah A	13	ORCA	1:48.12	_____	169	Tan, Ashley G	16	TSA-FG	NT	_____
123	Gulla, Riley D	10	SF-FG	1:50.00	_____	170	Quadri, Paloma R	16	TSA-FG	NT	_____
124	Viola, Emma	9	CSSC-FG	1:50.12	_____	171	Zornes, Gabriella A	10	TSA-FG	NT	_____
125	Johnson, Tysha A	9	ORCA	1:51.89	_____	172	Mitova, Ellie A	14	TSA-FG	NT	_____
126	Martin, Mikhel N	8	CSSC-FG	1:55.03	_____	173	Tauzer, Sarah A	11	UN-TS-FG	NT	_____
						174	Quirk, Emma L	13	ESC-FG	NT	_____
						175	Saiger, Christina I	12	ESC-FG	NT	_____



2017 Coral Springs Open Invitational-CSSC-050717, S#: FGI050617CSSC-B12

Coral Springs Aquatic Complex

Psych Sheet

Event 7 ...(Girls 100 LC Meter Freestyle)

Name	Age	Team	Seed Time
176 Chen, Ella	10	ESC-FG	NT
177 Guerrero, Mia S	10	AZFL-FG	NT
178 Perdomo, Patricia E	14	AZFL-FG	NT
179 Gamm, Kayla	11	AZFL-FG	NT
180 Oren, Maya	12	PST-FG	NT
181 Becker, Mikayla A	12	PST-FG	NT
182 Castano, Sara V	14	PST-FG	NT
183 Huneau, Melina	10	PST-FG	NT
184 Silva Sordo, Chabeli C	10	HSC-FG	NT
185 Fronimakis-Liu, Juliana	12	YSF-FG	NT
186 Gonzalez, Izabella N	9	YSF-FG	NT
187 Block, Valerie A	13	CSSC-FG	NT

Event 8 Boys 100 LC Meter Freestyle

1:09.49 10&U AAAA

1:12.99 10&U AAA

1:16.49 10&U AA

1:19.89 10&U A

1:21.89 10&U FGJO

1:30.29 10&U BB

1:01.09 11-12 AAAA

1:03.99 11-12 AAA

1:06.99 11-12 AA

1:09.89 11-12 A

1:09.89 11-12 FGJO

1:15.69 11-12 BB

Name	Age	Team	Seed Time
1 Depassier, Jorge A	17	AZFL-FG	52.30
2 Guarente, Marco	20	AZFL-FG	53.29
3 Machado, Diego	16	TSA-FG	55.18
4 Dworet, Nicholas P	17	TSA-FG	55.62
5 Cassidy, Padraic P	17	TSA-FG	56.30
6 Bucaro, Luis P	16	TSA-FG	56.92
7 Brown, Cameron M	15	AZFL-FG	56.95
8 McKeon, Andres A	15	CSSC-FG	57.13
9 D'Avi, Jack	14	YSF-FG	58.21
10 Homes, Diego	16	YSF-FG	58.68
11 Meyer, Alexander I	14	TSA-FG	58.85
12 Blanco, David A	15	CSSC-FG	58.87
13 Marks, Connor M	14	CSSC-FG	59.34
14 Myerson, Maxwell J	15	ESC-FG	1:00.04
15 Escobar, Daniel E	15	TSA-FG	1:00.06
16 Garbutt, David J	17	CSSC-FG	1:00.30
17 Zhang, Mark	15	AZFL-FG	1:00.90
18 Trimble, Gregory E	15	CSSC-FG	1:01.50
19 Savino, Gianni L	16	CSSC-FG	1:01.79
20 Homes, Santiago	15	YSF-FG	1:01.80

21 Neely, Shawn W	14	ORCA	1:02.15
22 Roach, Ethan M	14	SAS-FG	1:02.32
23 Seniuta, Tadas	15	SAS-FG	1:04.54
24 Di Egidio, Ethan	15	AZFL-FG	1:04.63
25 Franzino, Patrick J	15	CSSC-FG	1:04.88
26 Grady, Steven A	14	PST-FG	1:05.24
27 Garzon, David A	14	PST-FG	1:05.39
28 Justin, Joshua J	12	PST-FG	1:06.01
29 Gonzalez, Oscar J	15	SF-FG	1:06.36
30 Gentles, Deron A	16	TSA-FG	1:07.16
31 Geathers, Jayden A	13	TSA-FG	1:07.31
32 Parsotan, Veejay S	15	PST-FG	1:08.03
33 Curtis, Jayden O	14	ORCA	1:08.06
34 Moreno, Luis E	13	HSC-FG	1:08.15
35 Quesada-Amor, Alexander J	15	HSC-FG	1:08.22
36 Gonzalez, Brian N	13	CSSC-FG	1:08.50
37 Hamilton, Ian D	15	AZFL-FG	1:08.89
38 Bagioti, Jon M	13	YSF-FG	1:09.04
39 Parraga, Fabrizio D	15	CSSC-FG	1:09.19
40 Fournier, John Paul	14	PST-FG	1:09.34
41 Schutz, Brandon D	16	CSSC-FG	1:10.30
42 Tamaroff, Dylan M	14	SF-FG	1:10.87
43 Declet, Andre R	14	PST-FG	1:11.43
44 Sorunmu, Elijah M	14	SF-FG	1:11.80
45 Schwartz, Benjamin E	14	SAS-FG	1:12.54
46 Bonasera, Jason N	14	CSSC-FG	1:12.58
47 Russell, Tamir A	12	ORCA	1:12.80
48 Saballos, Orlando J	14	PST-FG	1:12.99
49 Tamaroff, Alec R	14	SF-FG	1:13.02
50 Brezenski, Joshua F	12	PST-FG	1:13.30
51 Aronsohn, Matthew C	12	SAS-FG	1:13.58
52 Nordheim, Gregory A	12	SAS-FG	1:14.41
53 Ward, Wilson T	13	CSSC-FG	1:14.81
54 Williams, Owen N	10	HAT-FG	1:15.53
55 Alvarez, Alejandro	12	CSSC-FG	1:15.72
56 Brander, Ryan J	13	CSSC-FG	1:16.28
57 Sinanan, Shane A	12	PST-FG	1:16.40
58 Musa, Farouk	9	HAT-FG	1:16.68
59 Frantsevskiy, Egor	11	SAS-FG	1:16.95
60 Arbelo, Christian T	13	SF-FG	1:17.00
61 Rivas, Fabio A	11	HSC-FG	1:17.81
62 Galan Aldeanueva, Guillermo	15	SAS-FG	1:22.19
63 Brennan, Dasario D	13	ORCA	1:22.80
64 Domokos-Murphy, William R	8	SAS-FG	1:23.40
65 Overfelt, Billy C	12	TSA-FG	1:24.41
66 Burkhalter, Bradley L	10	HAT-FG	1:24.53
67 McComie, Kenwyn E	13	TSA-FG	1:24.73
68 Arbelo, Tyler A	11	SF-FG	1:25.00
69 Herman, Luca M	11	PST-FG	1:25.90



2017 Coral Springs Open Invitational-CSSC-050717, S#: FGI050617CSSC-B12

Coral Springs Aquatic Complex

Psych Sheet

Event 8 ... (Boys 100 LC Meter Freestyle)

Name	Age	Team	Seed Time
70 Connor, Liam J	12	PST-FG	1:26.72
71 Ruf, Justin T	12	CSSC-FG	1:27.71
72 Badics, Cooper C	11	SAS-FG	1:28.37
73 Tan, Matthew W	11	TSA-FG	1:29.09
74 Cajuste, Joshua J	12	TSA-FG	1:29.95
75 Curtis, Homer N	14	ORCA	1:32.01
76 Brito, David	11	HSC-FG	1:32.10
77 Livsey, Grant	12	YSF-FG	1:32.12
78 Vincze, Frank	8	SF-FG	1:35.00
79 Livsey, Brooks M	10	YSF-FG	1:38.14
80 Gonzalez, Felix A	10	YSF-FG	1:38.27
81 Karachun, Matviy	9	YSF-FG	1:38.76
82 Lopez-Casula, Leonardo	9	HSC-FG	1:40.23
83 Palumbo, Anthony T	8	CSSC-FG	1:40.68
84 Meiselman, Ian	12	UN-FG	1:40.82
85 Johnstone, Aidan J	13	PST-FG	1:40.96
86 Korb, Beckhem B	10	CSSC-FG	1:41.22
87 Noble-Mattis, Justin A	10	PST-FG	1:41.31
88 Aguila, Jorge E	8	CSSC-FG	1:41.85
89 Dunkley, Justin E	11	TSA-FG	1:44.58
90 Minnis, Remington A	9	ORCA	1:44.97
91 Spiller, Aaron B	10	HAT-FG	1:45.29
92 Sterling, Sebastian S	11	CSSC-FG	1:47.67
93 Rattray, Kenneth P	10	CSSC-FG	1:53.78
94 NG, Evan	11	CSSC-FG	1:59.22
95 Dougherty, Oscar D	10	CSSC-FG	2:02.47
96 Calero, Fernando J	11	CSSC-FG	NT
97 Vargas, Anthony J	13	CSSC-FG	NT
98 Aran, Grant A	14	CSSC-FG	NT
99 Kocoglu, Miguel S	12	CSSC-FG	NT
100 Kocoglu, Kenan S	15	CSSC-FG	NT
101 Dougherty, Owen M	9	CSSC-FG	NT
102 Basso, Marcello A	14	CSSC-FG	NT
103 Maniscalco, Jack D	11	CSSC-FG	NT
104 Tages, Gannen	16	CSSC-FG	NT
105 Vilar, Nicolas C	13	CSSC-FG	NT
106 Cheng, Freddy E	14	CSSC-FG	NT
107 Narbonne, Cole T	13	CSSC-FG	NT
108 Lynch, Ryan F	13	CSSC-FG	NT
109 Lynch, John T	13	CSSC-FG	NT
110 Howard, Jordan A	16	CSSC-FG	NT
111 Pereira, Lucca T	14	CSSC-FG	NT
112 SanJuan, Christian D	12	CSSC-FG	NT
113 Becerra, JeanPaul	11	CSSC-FG	NT
114 Galan Aldeanueva, Gonzalo	13	SAS-FG	NT
115 Faife, Leonardo	15	SAS-FG	NTY
116 Castro, Kyle R	9	HAT-FG	NT

117 Howell, Caleb	9	HAT-FG	NT
118 Finger, Hayden A	9	HAT-FG	NT
119 Smith, Joshua L	10	HAT-FG	NT
120 Dawkins, Mekhi B	11	TSA-FG	NT
121 Gonzalez, Edgar	8	TSA-FG	NT
122 Ramos, Elian E	11	TSA-FG	NT
123 Opperman, Rafael M	12	TSA-FG	NT
124 Opperman, Lucas M	11	TSA-FG	NT
125 Martin, RJ J	12	TSA-FG	NT
126 Mathurin, Darly	10	TSA-FG	NT
127 Vasquez, Matthew	10	TSA-FG	NT
128 Marzan, Noel R	11	TSA-FG	NT
129 Tortola, Gabriel	10	AZFL-FG	NT
130 Ortiz, Karvin Jay	10	AZFL-FG	NT
131 Villalonga, Diego	10	AZFL-FG	NT
132 Villa, Helbert S	13	AZFL-FG	NT
133 Leibik, Jay	9	AZFL-FG	NT
134 Granizo, Mario A	10	AZFL-FG	NT
135 Salas, Ricardo A	13	AZFL-FG	NT
136 Fratamico, Matteo	11	PST-FG	NT
137 Sanchez, Cesar A	9	PST-FG	NT
138 Guardia, Javier A	9	PST-FG	NT
139 Lewis-Charles, Giovanni J	9	PST-FG	NT
140 Escobar, Alex X	9	PST-FG	NT
141 Herek, Lorenzo C	10	PST-FG	NT
142 Silva Sordo, Christian R	12	HSC-FG	NT
143 Ruiz, Ilan D	14	YSF-FG	NT
144 Herrera, Alejandro	11	YSF-FG	NT

Event 9 Girls 100 LC Meter Backstroke

1:19.49 10&U AAAAA

1:23.89 10&U AAA

1:28.29 10&U AA

1:32.69 10&U A

1:34.69 10&U FGJO

1:45.99 10&U BB

1:11.59 11-12 AAAAA

1:15.49 11-12 AAA

1:19.39 11-12 AA

1:23.29 11-12 A

1:25.29 11-12 FGJO

1:31.09 11-12 BB

Name	Age	Team	Seed Time
1 Schimansky, Megan A	17	CSSC-FG	1:07.04
2 Beltrano, Gabby J	15	SAS-FG	1:10.30
3 Koch, Ellie	15	YSF-FG	1:12.32
4 Fowler, Faith E	13	CSSC-FG	1:12.48
5 Bannister, Lalaie D	13	TSA-FG	1:14.07
6 Hebert, Madelyn M	13	SAS-FG	1:14.24



2017 Coral Springs Open Invitational-CSSC-050717, S#: FGI050617CSSC-B12

Coral Springs Aquatic Complex

Psych Sheet

Event 9 ... (Girls 100 LC Meter Backstroke)

Name	Age	Team	Seed Time
7 Nordheim, Caroline K	14	SAS-FG	1:14.80
8 Miller, Lucy C	13	SAS-FG	1:16.58
9 Garcia, Julianna	13	CSSC-FG	1:16.99
10 Homes, Andrea	16	YSF-FG	1:17.16
11 Lopez-Diaz, Emily	12	YSF-FG	1:18.86
12 Mortimer, Madison H	13	ORCA	1:19.84
13 Tran, Stephanie	16	TSA-FG	1:19.95
14 Kennedy, Jodi	15	SF-FG	1:20.07
15 Seniuta, Monika	13	SAS-FG	1:20.37
16 Amon, Ashlynn	16	YSF-FG	1:20.54
17 Robertson, Emily R	12	CSSC-FG	1:20.55
18 Ramirez, Isabella	14	TSA-FG	1:20.79
19 Wiebe, Olivia M	13	SF-FG	1:20.86
20 Tan, Ashley G	16	TSA-FG	1:21.76
21 Bellardi, Nicole A	12	AZFL-FG	1:21.90
22 Miller, Erin G	12	SAS-FG	1:23.35
23 Gonzalez, Natalia	16	TSA-FG	1:24.25
24 Holmes, Willow G	12	TSA-FG	1:24.28
25 Sorunmu, Maya A	11	SF-FG	1:25.24
26 Keung, Meggie S	17	UN-FG-FG	1:27.09
27 McCormick, Riley E	12	CSSC-FG	1:27.47
28 DeLuna, Gabriella S	10	YSF-FG	1:28.92
29 Laplant, Sara E	13	CSSC-FG	1:29.36
30 Hennekens, Grace M	16	PST-FG	1:33.36
31 Levin, Sara	10	SF-FG	1:35.13
32 Llanos, Rachel	14	PST-FG	1:38.14
33 Kennedy, Kaycie M	13	SF-FG	1:39.83
34 Martin, Rianne A	14	TSA-FG	1:43.13
35 Nguyen, Alexis	13	SAS-FG	1:43.22
36 Palacios, Nicole	12	CSSC-FG	1:43.70
37 Adia, Isabella I	13	UN-FG	1:48.83
38 Didovic, Kayleigh	10	CSSC-FG	1:50.54
39 Thomas, Haylee	13	SF-FG	1:51.12
40 Wells, Hailey I	12	CSSC-FG	1:57.97
41 Rogers, Selah J	10	PST-FG	1:58.83
42 Gulla, Riley D	10	SF-FG	2:00.00
43 Miller, Sara R	9	SAS-FG	2:03.86
44 Shapiro, Lexi M	9	SAS-FG	2:05.75
45 Sare, Stefi A	11	SAS-FG	2:08.18
46 Saballos, Fabiola	12	PST-FG	2:14.54
47 Bond, Mila I	10	CSSC-FG	2:16.82
48 Lubarsky, Roni	11	CSSC-FG	2:40.27
49 Hartung, Courtney L	12	CSSC-FG	NT
50 Gil, Alejandra	8	CSSC-FG	NT
51 Montes, Mariana	9	CSSC-FG	NT
52 Viola, Emma	9	CSSC-FG	NT
53 Suther, Faith B	14	CSSC-FG	NT

54 Powell, Carolyn A	9	CSSC-FG	NT
55 Schurr, Payton M	12	CSSC-FG	NT
56 Palumbo, Addison S	8	CSSC-FG	NT
57 Arias-Figueroa, Luna G	9	CSSC-FG	NT
58 Grisby, Kenny C	12	CSSC-FG	NT
59 Suther, Hope M	10	CSSC-FG	NT
60 O'Mara, Caitlin K	9	CSSC-FG	NT
61 Kautz, Savannah S	10	CSSC-FG	NT
62 Bean, Brittany L	10	CSSC-FG	NT
63 Korb, Savannah M	12	CSSC-FG	NT
64 Lewis, Jordyn C	10	SAS-FG	NTY
65 Gonzalez, Sadie M	11	SAS-FG	NTY
66 Gonzalez, Brooke M	9	SAS-FG	NTY
67 Johnson, Elizabeth A	13	UN-FG	NTY
68 Brinkmann, Wynona P	11	HAT-FG	NT
69 Castro, Viviana	13	TSA-FG	NT
70 Quadri, Paloma R	16	TSA-FG	NT
71 Mitova, Ellie A	14	TSA-FG	NT
72 Tauzer, Sarah A	11	UN-TS-FG	NT
73 Gamm, Kayla	11	AZFL-FG	NT
74 Martinez-Bruno, Victoria B	14	PST-FG	NT
75 Valente, Milena	10	YSF-FG	NT
76 Brennan, Emily R	13	YSF-FG	NT

Event 10 Boys 100 LC Meter Backstroke

1:19.29	10&U AAAAA
1:23.39	10&U AAA
1:27.39	10&U AA
1:31.49	10&U A
1:35.49	10&U FGJO
1:43.59	10&U BB
1:10.09	11-12 AAAAA
1:13.89	11-12 AAA
1:17.69	11-12 AA
1:21.49	11-12 A
1:25.49	11-12 FGJO
1:29.09	11-12 BB

Name	Age	Team	Seed Time
1 Bucaro, Luis P	16	TSA-FG	1:04.54
2 Marks, Connor M	14	CSSC-FG	1:07.92
3 D'Avi, Jack	14	YSF-FG	1:08.08
4 Homes, Diego	16	YSF-FG	1:08.27
5 Escobar, Daniel E	15	TSA-FG	1:09.18
6 Roach, Ethan M	14	SAS-FG	1:09.49
7 McKeon, Andres A	15	CSSC-FG	1:10.23
8 Meyer, Alexander I	14	TSA-FG	1:10.95
9 Gonzalez, Oscar J	15	SF-FG	1:13.18
10 Kocoglu, Kenan S	15	CSSC-FG	1:13.67
11 Nordheim, Gregory A	12	SAS-FG	1:14.19



2017 Coral Springs Open Invitational-CSSC-050717, S#: FGI050617CSSC-B12

Coral Springs Aquatic Complex

Psych Sheet

Event 10 ... (Boys 100 LC Meter Backstroke)

Name	Age	Team	Seed Time
12 Seniuta, Tadas	15	SAS-FG	1:15.41
13 Parraga, Fabrizio D	15	CSSC-FG	1:17.50
14 Tages, Gannen	16	CSSC-FG	1:18.31
15 McCormick, Sam J	15	CSSC-FG	1:19.07
16 Grady, Steven A	14	PST-FG	1:19.80
17 Curtis, Jayden O	14	ORCA	1:23.21
18 Declat, Andre R	14	PST-FG	1:25.05
19 Justin, Joshua J	12	PST-FG	1:25.79
20 Musa, Farouk	9	HAT-FG	1:26.94
21 Geathers, Jayden A	13	TSA-FG	1:27.47
22 Reis, John M	16	YSF-FG	1:28.07
23 Williams, Owen N	10	HAT-FG	1:29.53
24 Russell, Tamir A	12	ORCA	1:30.27
25 Fournier, John Paul	14	PST-FG	1:33.75
26 Alvarez, Alejandro	12	CSSC-FG	1:34.08
27 Sorunmu, Elijah M	14	SF-FG	1:36.34
28 Cajuste, Joshua J	12	TSA-FG	1:38.73
29 Brennen, Dasario D	13	ORCA	1:38.93
30 Saballos, Orlando J	14	PST-FG	1:41.85
31 Frantsevskiy, Egor	11	SAS-FG	1:44.57
32 Tan, Matthew W	11	TSA-FG	1:44.99
33 Vince, Frank	8	SF-FG	1:45.00
34 Livsey, Brooks M	10	YSF-FG	1:47.37
35 Dawkins, Mekhi B	11	TSA-FG	1:49.70
36 Noble-Mattis, Justin A	10	PST-FG	2:01.90
37 Sterling, Sebastian S	11	CSSC-FG	2:08.68
38 Spiller, Aaron B	10	HAT-FG	2:18.52
39 Calero, Fernando J	11	CSSC-FG	NT
40 NG, Evan	11	CSSC-FG	NT
41 Kocoglu, Miguel S	12	CSSC-FG	NT
42 Palumbo, Anthony T	8	CSSC-FG	NT
43 Rattray, Kenneth P	10	CSSC-FG	NT
44 Maniscalco, Jack D	11	CSSC-FG	NT
45 Korb, Beckhem B	10	CSSC-FG	NT
46 Schwartz, Benjamin E	14	SAS-FG	NTY
47 Badics, Cooper C	11	SAS-FG	NTY
48 Galan Aldeanueva, Guillermo	15	SAS-FG	NT
49 Galan Aldeanueva, Gonzalo	13	SAS-FG	NT
50 Faife, Leonardo	15	SAS-FG	NTY
51 Domokos-Murphy, William R	8	SAS-FG	NTY
52 Meiselman, Ian	12	UN-FG	NTY
53 Castro, Kyle R	9	HAT-FG	NT
54 Burkhalter, Bradley L	10	HAT-FG	NT
55 Howell, Caleb	9	HAT-FG	NT
56 Finger, Hayden A	9	HAT-FG	NT
57 Smith, Joshua L	10	HAT-FG	NT
58 Martin, RJ J	12	TSA-FG	NT

59 Kazar, Michael P	9	AZFL-FG	NT
60 Granizo, Mario A	10	AZFL-FG	NT
61 Salas, Ricardo A	13	AZFL-FG	NT
62 Weingard, Luke	10	UN-AZ-FG	NT
63 Fratamico, Matteo	11	PST-FG	NT
64 Neville, Daniel K	14	PST-FG	NT
65 Sinanan, Shane A	12	PST-FG	NT
66 Herrera, Alejandro	11	YSF-FG	NT

Event 11 Girls 50 LC Meter Breaststroke

- 40.89 10&U AAAA
- 43.09 10&U AAA
- 45.29 10&U AA
- 47.49 10&U A
- 48.49 10&U FGJO
- 53.99 10&U BB
- 36.69 11-12 AAAA
- 38.49 11-12 AAA
- 40.19 11-12 AA
- 41.99 11-12 A
- 42.99 11-12 FGJO
- 45.49 11-12 BB

Name	Age	Team	Seed Time
1 Casellas, Patricia M	26	AZFL-FG	33.27
2 Fetes, Shayna A	16	SAS-FG	35.51
3 Sierra, Micaela	12	UN-CS-FG	36.36
4 Hepburn, Jamilah R	13	ORCA	36.82
5 Seniuta, Monika	13	SAS-FG	37.31
6 Fernandez, Michelle A	12	HSC-FG	37.66
7 Perdomo, Patricia E	14	AZFL-FG	37.77
8 Jurado, Isabella	14	HSC-FG	38.43
9 Hebert, Madelyn M	13	SAS-FG	38.63
10 Taylor, Ebonie R	13	ORCA	39.65
11 Dattile, Briana E	13	CSSC-FG	39.71
12 Gooding, Adriana	13	AZFL-FG	39.81
13 Fajardo, Dominique	17	CSSC-FG	40.00
14 Riley, Elizabeth M	15	YSF-FG	40.29
15 Brewington, Carly F	17	CSSC-FG	41.49
16 Thurston, Lynell M	28	ORCA	41.84
17 Hennekens, Grace M	16	PST-FG	42.11
18 Miller, Erin G	12	SAS-FG	42.20
19 Loayza, Carolina	14	GCST-FL	42.27
20 Miller, Lucy C	13	SAS-FG	42.55
21 Gibson, Alexia A	11	ORCA	43.15
22 Araujo, Rafaella S	11	AZFL-FG	43.17
23 Hebert, Maci M	11	SAS-FG	43.67
24 Hernandez, Brianna B	12	YSF-FG	43.93
25 Nemanic, Grace A	16	CSSC-FG	44.76
26 Bellardi, Nicole A	12	AZFL-FG	45.03



2017 Coral Springs Open Invitational-CSSC-050717, S#: FGI050617CSSC-B12

Coral Springs Aquatic Complex

Psych Sheet

Event 11...(Girls 50 LC Meter Breaststroke)

Name	Age	Team	Seed Time
27 Ward, Payton A	12	CSSC-FG	45.32
28 Aleman, Alison J	16	AZFL-FG	45.32
29 Meyer, Camryn E	10	TSA-FG	45.34
30 Levin, Rebeca	12	SF-FG	45.42
31 Hockman, Madison P	12	CSSC-FG	46.10
32 Chinogwenya, Nakai S	12	SF-FG	46.13
33 Renaud, Jade	11	SF-FG	46.46
34 Marshall, Ashanti R	13	ORCA	46.47
35 Wells, Hailey I	12	CSSC-FG	46.94
36 Balkcom, Reese R	11	CSSC-FG	46.94
37 Angel, Sofia	14	AZFL-FG	47.16
38 Bagiotti, Julianne M	17	YSF-FG	47.18
39 Hyman, Carly M	17	PST-FG	47.76
40 Vazquez-Quiroga, Alesia	13	AZFL-FG	47.81
41 DeLuna, Gabriella S	10	YSF-FG	48.08
42 Kennedy, Jodi	15	SF-FG	48.46
43 Bucaro, Marcela	12	TSA-FG	48.62
44 Schoenborn, Sammy B	9	CSSC-FG	48.91
45 Anton, Sidney	10	AZFL-FG	49.95
46 Tremellen, Alexia N	13	PST-FG	50.50
47 Ferraro, Sophia	13	AZFL-FG	50.53
48 Virto, Mia	12	AZFL-FG	50.57
49 Kennedy, Lauren N	11	SF-FG	51.01
50 Sapp, Bella N	12	CSSC-FG	51.13
51 Mizrahi, Darlene	13	AZFL-FG	51.21
52 Leon, Valerie L	14	SF-FG	51.25
53 Jones, Jordan M	15	SF-FG	51.30
54 Gonzalez, Carolina	11	TSA-FG	51.41
55 Brinkmann, Wynona P	11	HAT-FG	51.62
56 Vazquez-Quiroga, Leire	11	AZFL-FG	52.48
57 Bean, Brittany L	10	CSSC-FG	53.16
58 Bond, Mila I	10	CSSC-FG	54.10
59 Maxwell, Reese A	11	CSSC-FG	54.57
60 Thirkell, Bri P	14	CSSC-FG	55.02
61 Dearen, Marli G	14	CSSC-FG	55.03
62 Mantilla, Tania E	9	YSF-FG	56.20
63 Guerrero, Mia S	10	AZFL-FG	56.96
64 Delson, Arianna S	11	ORCA	57.71
65 Rogers, Selah J	10	PST-FG	57.75
66 Morton, Dahlia K	11	YSF-FG	57.83
67 Benejam, Mariangel A	14	TSA-FG	57.86
68 Powell, Carolyn A	9	CSSC-FG	58.06
69 Suther, Faith B	14	CSSC-FG	58.12
70 Martin, Rianne A	14	TSA-FG	58.27
71 Didovic, Kayleigh	10	CSSC-FG	58.87
72 Virto, Maia	10	AZFL-FG	59.41
73 Gil, Alejandra	8	CSSC-FG	59.81

74 Lubarsky, Roni	11	CSSC-FG	1:00.25
75 Rattray, Kyra	11	CSSC-FG	1:00.50
76 Bicerne, Amelie	9	YSF-FG	1:00.75
77 Oren, Maya	12	PST-FG	1:01.66
78 Kuchar, Scarlett J	11	PST-FG	1:02.58
79 Most, Haley E	7	CSSC-FG	1:04.38
80 Cowan, Teeann X	10	ORCA	1:04.73
81 Gulla, Riley D	10	SF-FG	1:05.00
82 Sare, Stefi A	11	SAS-FG	1:05.10
83 Pierce, Mielah S	10	CSSC-FG	1:06.09
84 Martin, Mikhel N	8	CSSC-FG	1:07.51
85 Valente, Milena	10	YSF-FG	1:08.05
86 Palumbo, Addison S	8	CSSC-FG	1:08.58
87 Zornes, Gabriella A	10	TSA-FG	1:08.93
88 Martin, Gigi S	6	CSSC-FG	1:10.16
89 Johnson, Tyscha A	9	ORCA	1:10.76
90 McComie-Waterman, An Alys	8	TSA-FG	1:14.94
91 O'Mara, Caitlin K	9	CSSC-FG	1:15.47
92 Gilley, Contessa	9	CSSC-FG	1:24.71
93 Ramos, Valerie	9	TSA-FG	1:51.76
94 Veiga, Victoria N	15	CSSC-FG	NT
95 Thorpe, Braelyn O	7	CSSC-FG	NT
96 Harding, Aveline	7	CSSC-FG	NT
97 King, Emily L	13	CSSC-FG	NT
98 Suther, Hope M	10	CSSC-FG	NT
99 White, Katrina M	14	CSSC-FG	NT
100 Korb, Savannah M	12	CSSC-FG	NT
101 Popen, Grainne S	13	CSSC-FG	NT
102 Mahecha, Sammy Z	13	CSSC-FG	NT
103 Pereira, Nicole T	16	CSSC-FG	NT
104 George-Crompton, Delainey I	10	CSSC-FG	NT
105 Kaminietyzky, Kiara	7	CSSC-FG	NT
106 Harding, Nandi	11	CSSC-FG	NT
107 SanJuan, Daniella P	11	CSSC-FG	NT
108 Shapiro, Lexi M	9	SAS-FG	NTY
109 Lewis, Jordyn C	10	SAS-FG	NTY
110 Wood, Breanna N	11	SAS-FG	NTY
111 Gonzalez, Sadie M	11	SAS-FG	NTY
112 Gonzalez, Brooke M	9	SAS-FG	NTY
113 Castro, Viviana	13	TSA-FG	NT
114 Smith, Jordan I	12	TSA-FG	NT
115 Overfelt, Mia E	10	TSA-FG	NT
116 Ramirez, Isabella	14	TSA-FG	NT
117 Thomas, Morgan A	9	TSA-FG	NT
118 Quadri, Paloma R	16	TSA-FG	NT
119 Tauzer, Sarah A	11	UN-TS-FG	NT
120 Quirk, Emma L	13	ESC-FG	NT
121 Saiger, Christina I	12	ESC-FG	NT
122 Chen, Ella	10	ESC-FG	NT



2017 Coral Springs Open Invitational-CSSC-050717, S#: FGI050617CSSC-B12

Coral Springs Aquatic Complex

Psych Sheet


Event 11 ... (Girls 50 LC Meter Breaststroke)

Name	Age	Team	Seed Time
123 Ostamendy, Amelia	12	ESC-FG	NT
124 Abovitz, Zoe C	16	AZFL-FG	NT
125 Gamm, Kayla	11	AZFL-FG	NT
126 Becker, Mikayla A	12	PST-FG	NT
127 Castano, Sara V	14	PST-FG	NT
128 Huneau, Melina	10	PST-FG	NT
129 Silva Sordo, Chabeli C	10	HSC-FG	NT
130 Fronimakis-Liu, Juliana	12	YSF-FG	NT
131 Gonzalez, Izabella N	9	YSF-FG	NT
132 Block, Valerie A	13	CSSC-FG	NT

Event 12 Boys 50 LC Meter Breaststroke

Name	Age	Team	Seed Time
40.59	10&U	AAAA	
42.69	10&U	AAA	
44.89	10&U	AA	
46.99	10&U	A	
48.99	10&U	FGJO	
53.29	10&U	BB	
35.69	11-12	AAAA	
37.69	11-12	AAA	
39.59	11-12	AA	
41.59	11-12	A	
43.59	11-12	FGJO	
45.39	11-12	BB	
1 Guarente, Marco	20	AZFL-FG	29.18
2 Brown, Cameron M	15	AZFL-FG	31.43
3 Depassier, Jorge A	17	AZFL-FG	32.00
4 Neely, Shawn W	14	ORCA	32.11
5 Bastian, Drew E	19	SAS-FG	32.19
6 Blanco, David A	15	CSSC-FG	34.89
7 Valdes, Victor M	13	HSC-FG	35.00
8 Di Egidio, Ethan	15	AZFL-FG	35.52
9 Hamilton, Ian D	15	AZFL-FG	35.57
10 Zhang, Mark	15	AZFL-FG	37.24
11 Rodriguez, Agustin F	12	HSC-FG	37.78
12 Quesada-Amor, Alexander J	15	HSC-FG	38.43
13 Gentles, Deron A	16	TSA-FG	38.44
14 Seniuta, Tadas	15	SAS-FG	38.91
15 Homes, Santiago	15	YSF-FG	39.18
16 Franzino, Patrick J	15	CSSC-FG	39.35
17 Frantsevskiy, Egor	11	SAS-FG	39.45
18 Roach, Ethan M	14	SAS-FG	39.95
19 Brander, Ryan J	13	CSSC-FG	40.54
20 Pujula, Charles	12	HSC-FG	41.14
21 McComie, Kenwyn E	13	TSA-FG	41.72
22 Quijada, Daniel	14	HSC-FG	43.38

23 Parsotan, Veejay S	15	PST-FG	43.41
24 Williams, Owen N	10	HAT-FG	45.29
25 Reis, John M	16	YSF-FG	45.43
26 Aronsohn, Matthew C	12	SAS-FG	45.72
27 Neville, Daniel K	14	PST-FG	45.78
28 Arbelo, Christian T	13	SF-FG	46.00
29 Cajuste, Joshua J	12	TSA-FG	47.84
30 Schutz, Brandon D	16	CSSC-FG	48.11
31 Bagiotti, Jon M	13	YSF-FG	48.74
32 Ruf, Justin T	12	CSSC-FG	48.96
33 Lopez-Casula, Marcoaurelio	12	HSC-FG	49.04
34 Myerson, Maxwell J	15	ESC-FG	49.12
35 Rivas, Fabio A	11	HSC-FG	49.35
36 Martin, RJ J	12	TSA-FG	49.37
37 Galan Aldeanueva, Guillermo	15	SAS-FG	49.96
38 Opperman, Rafael M	12	TSA-FG	50.14
39 Overfelt, Billy C	12	TSA-FG	50.30
40 Burkhalter, Bradley L	10	HAT-FG	53.27
41 Vargas, Anthony J	13	CSSC-FG	53.73
42 Arbelo, Tyler A	11	SF-FG	54.00
43 Opperman, Lucas M	11	TSA-FG	54.22
44 Nordheim, Gregory A	12	SAS-FG	54.31
45 Dawkins, Mekhi B	11	TSA-FG	54.54
46 Brezenski, Joshua F	12	PST-FG	54.73
47 Livsey, Grant	12	YSF-FG	54.80
48 Karachun, Matviy	9	YSF-FG	55.70
49 Spiller, Aaron B	10	HAT-FG	56.15
50 Badics, Cooper C	11	SAS-FG	56.79
51 Vincze, Frank	8	SF-FG	57.00
52 Minnis, Remington A	9	ORCA	57.99
53 Herman, Luca M	11	PST-FG	58.79
54 Aguila, Jorge E	8	CSSC-FG	1:00.17
55 Livsey, Brooks M	10	YSF-FG	1:02.02
56 Tortola, Gabriel	10	AZFL-FG	1:04.11
57 Dougherty, Oscar D	10	CSSC-FG	1:07.41
58 Gonzalez, Felix A	10	YSF-FG	1:07.44
59 Ramos, Elian E	11	TSA-FG	1:08.18
60 Rattray, Kenneth P	10	CSSC-FG	1:08.84
61 Calero, Fernando J	11	CSSC-FG	NT
62 Kocoglu, Kenan S	15	CSSC-FG	NT
63 Dougherty, Owen M	9	CSSC-FG	NT
64 Basso, Marcello A	14	CSSC-FG	NT
65 Maniscalco, Jack D	11	CSSC-FG	NT
66 Vilar, Nicolas C	13	CSSC-FG	NT
67 Cheng, Freddy E	14	CSSC-FG	NT
68 Narbonne, Cole T	13	CSSC-FG	NT
69 Lynch, Ryan F	13	CSSC-FG	NT
70 Lynch, John T	13	CSSC-FG	NT
71 Korb, Beckhem B	10	CSSC-FG	NT



2017 Coral Springs Open Invitational-CSSC-050717, S#: FGI050617CSSC-B12

Coral Springs Aquatic Complex

Psych Sheet

Event 12 ... (Boys 50 LC Meter Breaststroke)

Name	Age	Team	Seed Time
72 Negron, Andre D	13	CSSC-FG	NT
73 Howard, Jordan A	16	CSSC-FG	NT
74 Pereira, Lucca T	14	CSSC-FG	NT
75 SanJuan, Christian D	12	CSSC-FG	NT
76 Becerra, JeanPaul	11	CSSC-FG	NT
77 Galan Aldeanueva, Gonzalo	13	SAS-FG	NT
78 Domokos-Murphy, William R	8	SAS-FG	NTY
79 Castro, Kyle R	9	HAT-FG	NT
80 Howell, Caleb	9	HAT-FG	NT
81 Finger, Hayden A	9	HAT-FG	NT
82 Smith, Joshua L	10	HAT-FG	NT
83 Dunkley, Justin E	11	TSA-FG	NT
84 Gonzalez, Edgar	8	TSA-FG	NT
85 Mathurin, Darly	10	TSA-FG	NT
86 Vasquez, Matthew	10	TSA-FG	NT
87 Marzan, Noel R	11	TSA-FG	NT
88 Ostamendy, Felix	9	ESC-FG	NT
89 Kazar, Michael P	9	AZFL-FG	NT
90 Ortiz, Karvin Jay	10	AZFL-FG	NT
91 Villalonga, Diego	10	AZFL-FG	NT
92 Villa, Helbert S	13	AZFL-FG	NT
93 Leibik, Jay	9	AZFL-FG	NT
94 Granizo, Mario A	10	AZFL-FG	NT
95 Fournier, John Paul	14	PST-FG	NT
96 Sanchez, Cesar A	9	PST-FG	NT
97 Guardia, Javier A	9	PST-FG	NT
98 Lewis-Charles, Giovanni J	9	PST-FG	NT
99 Escobar, Alex X	9	PST-FG	NT
100 Herek, Lorenzo C	10	PST-FG	NT
101 Brito, David	11	HSC-FG	NT
102 Moreno, Luis E	13	HSC-FG	NT
103 Silva Sordo, Christian R	12	HSC-FG	NT
104 Ruiz, Ilan D	14	YSF-FG	NT
105 Herrera, Alejandro	11	YSF-FG	NT

Event 13 Girls 200 LC Meter Breaststroke

2:54.49 11-12 AAAA
 3:02.79 11-12 AAA
 3:11.19 11-12 AA
 3:19.49 11-12 A
 3:23.49 11-12 FGJO
 3:36.09 11-12 BB

Name	Age	Team	Seed Time
1 Perdomo, Patricia E	14	AZFL-FG	2:55.47
2 Ham, Emme N	15	TSA-FG	2:56.97
3 Hepburn, Jamilah R	13	ORCA	3:04.39
4 Szakacs, Lydia C	15	SAS-FG	3:05.41

5 Mason, Olivia C	13	CSSC-FG	3:09.83
6 Gonzalez, Natalia	16	TSA-FG	3:12.96
7 Taylor, Ebonie R	13	ORCA	3:14.22
8 Bowe, Cecily S	14	TSA-FG	3:16.54
9 Araujo, Rafaella S	11	AZFL-FG	3:18.90
10 Kennedy, Kaycie M	13	SF-FG	3:21.97
11 Renaud, Jade	11	SF-FG	3:25.00
12 Levin, Sara	10	SF-FG	3:30.00
13 Renaud, Eva	12	SF-FG	3:30.00
14 Gibson, Alexia A	11	ORCA	3:31.59
15 Reposo, Olivia	15	CSSC-FG	3:44.18
16 Hernandez, Brianna B	12	YSF-FG	3:51.21
17 Candido, Amber L	13	CSSC-FG	NT
18 Hartung, Courtney L	12	CSSC-FG	NT
19 Viola, Emma	9	CSSC-FG	NT
20 Hockman, Madison P	12	CSSC-FG	NT
21 Sapp, Bella N	12	CSSC-FG	NT
22 Grisby, Kenny C	12	CSSC-FG	NT
23 Mitova, Ellie A	14	TSA-FG	NT

Event 14 Boys 200 LC Meter Breaststroke

2:48.49 11-12 AAAA
 2:56.59 11-12 AAA
 3:04.59 11-12 AA
 3:12.59 11-12 A
 3:20.59 11-12 FGJO
 3:28.69 11-12 BB

Name	Age	Team	Seed Time
1 Guarente, Marco	20	AZFL-FG	2:19.62
2 Brown, Cameron M	15	AZFL-FG	2:34.39
3 Savino, Gianni L	16	CSSC-FG	2:40.18
4 Hamilton, Ian D	15	AZFL-FG	2:48.63
5 Di Egidio, Ethan	15	AZFL-FG	2:50.01
6 Ward, Wilson T	13	CSSC-FG	3:06.61
7 Trimble, Gregory E	15	CSSC-FG	3:07.25
8 Tamaroff, Alec R	14	SF-FG	3:08.85
9 Tamaroff, Dylan M	14	SF-FG	3:16.75
10 Keung, Ethan O	14	UN-FG-FG	3:20.67
11 Arbelo, Christian T	13	SF-FG	3:25.00
12 Keung, Nathan G	11	UN-FG-FG	3:41.08
13 Livsey, Grant	12	YSF-FG	3:47.12
14 Keung, Sam	46	UN-FG-FG	4:20.28
15 Gonzalez, Brian N	13	CSSC-FG	NT
16 Ruf, Justin T	12	CSSC-FG	NT
17 Sterling, Sebastian S	11	CSSC-FG	NT
18 Palumbo, Anthony T	8	CSSC-FG	NT
19 Kibler, Ryan A	11	PST-FG	NT



2017 Coral Springs Open Invitational-CSSC-050717, S#: FGI050617CSSC-B12

Coral Springs Aquatic Complex

Psych Sheet

Event 15 Girls 400 LC Meter Freestyle

5:19.79 10&U AAAA
 5:34.99 10&U AAA
 5:50.19 10&U AA
 6:05.39 10&U A
 6:05.39 10&U FGJO
 6:51.09 10&U BB
 4:47.99 11-12 AAAA
 5:01.69 11-12 AAA
 5:15.39 11-12 AA
 5:22.29 11-12 FGJO
 5:29.09 11-12 A
 5:56.49 11-12 BB

Name	Age	Team	Seed Time
1 Schimansky, Megan A	17	CSSC-FG	4:36.90
2 Biro, Delaney P	15	CSSC-FG	4:38.91
3 Trieschmann, Emily A	13	SAS-FG	4:39.44
4 Acosta, Claudia	14	HSC-FG	4:43.10
5 Schimansky, Sarah A	14	CSSC-FG	4:53.47
6 Amon, Ashlynn	16	YSF-FG	4:56.73
7 Riley, Elizabeth M	15	YSF-FG	4:57.12
8 Gonzalez, Shannelle	13	HSC-FG	5:03.69
9 Szakacs, Lydia C	15	SAS-FG	5:03.89
10 Fernandez, Michelle A	12	HSC-FG	5:06.08
11 Hymn, Carly M	17	PST-FG	5:07.26
12 McCormick, Riley E	12	CSSC-FG	5:10.32
13 Robertson, Emily R	12	CSSC-FG	5:13.80
14 Cote, Mariana	12	AZFL-FG	5:15.60
15 Bannister, Lalinie D	13	TSA-FG	5:17.47
16 Candido, Amber L	13	CSSC-FG	5:19.36
17 Tremellen, Alexia N	13	PST-FG	5:21.13
18 Jurado, Isabella	14	HSC-FG	5:26.26
19 Martinez-Bruno, Victoria B	14	PST-FG	5:28.09
20 Bonasera, Kaitlyn R	11	CSSC-FG	5:35.40
21 Ward, Payton A	12	CSSC-FG	5:37.41
22 Wells, Hailey I	12	CSSC-FG	5:43.11
23 Balkcom, Reese R	11	CSSC-FG	5:43.62
24 Keung, Meggie S	17	UN-FG-FG	5:48.16
25 Olson, Elisabeth G	12	CSSC-FG	5:48.74
26 Fors, Helen	13	HSC-FG	5:50.75
27 Brennan, Emily R	13	YSF-FG	5:57.21
28 Holmes, Willow G	12	TSA-FG	6:05.86
29 Suarez, Rhanian G	10	CSSC-FG	NT
30 Bowe, Cecily S	14	TSA-FG	NT
31 Pitters-Hinds, Hartley	11	TSA-FG	NT
32 Quadri, Paloma R	16	TSA-FG	NT

Event 16 Boys 400 LC Meter Freestyle

5:14.69 10&U AAAA
 5:29.69 10&U AAA
 5:44.59 10&U AA
 5:59.59 10&U A
 6:07.59 10&U FGJO
 6:44.59 10&U BB
 4:41.59 11-12 AAAA
 4:55.09 11-12 AAA
 5:08.49 11-12 AA
 5:21.89 11-12 A
 5:21.89 11-12 FGJO
 5:48.69 11-12 BB

Name	Age	Team	Seed Time
1 Bucaro, Luis P	16	TSA-FG	4:13.61
2 Depassier, Jorge A	17	AZFL-FG	4:15.86
3 Cassidy, Padraic P	17	TSA-FG	4:17.63
4 Machado, Diego	16	TSA-FG	4:19.99
5 D'Avi, Jack	14	YSF-FG	4:27.73
6 Escobar, Daniel E	15	TSA-FG	4:28.30
7 Rodriguez, Agustin F	12	HSC-FG	4:35.75
8 Quijada, Daniel	14	HSC-FG	4:35.85
9 Bonasera, Jason N	14	CSSC-FG	4:46.61
10 Valdes, Victor M	13	HSC-FG	4:48.20
11 Grady, Steven A	14	PST-FG	4:55.30
12 Meyer, Alexander I	14	TSA-FG	4:56.01
13 Myerson, Maxwell J	15	ESC-FG	5:00.01
14 Pujula, Charles	12	HSC-FG	5:06.16
15 Declat, Andre R	14	PST-FG	5:16.80
16 Parsotan, Veejay S	15	PST-FG	5:25.35
17 Lopez-Casula, Marcoaurelio	12	HSC-FG	5:25.45
18 Keung, Ethan O	14	UN-FG-FG	5:25.75
19 Ward, Wilson T	13	CSSC-FG	5:26.00
20 Brander, Ryan J	13	CSSC-FG	5:28.00
21 Musa, Farouk	9	HAT-FG	5:34.77
22 Garzon, David A	14	PST-FG	5:35.22
23 Justin, Joshua J	12	PST-FG	5:38.84
24 Alvarez, Alejandro	12	CSSC-FG	5:39.52
25 Brezenski, Joshua F	12	PST-FG	5:43.15
26 Fournier, John Paul	14	PST-FG	5:49.91
27 Geathers, Jayden A	13	TSA-FG	5:54.70
28 Kocoglu, Miguel S	12	CSSC-FG	NT
29 Dworet, Nicholas P	17	TSA-FG	NT
30 Lopez-Casula, Leonardo	9	HSC-FG	NT
31 Moreno, Luis E	13	HSC-FG	NT
32 Bagiotti, Jon M	13	YSF-FG	NT



2017 Coral Springs Open Invitational-CSSC-050717, S#: FGI050617CSSC-B12

Coral Springs Aquatic Complex

Psych Sheet

Event 17 Girls 200 LC Meter Freestyle

- 2:31.59 10&U AAAA
- 2:39.79 10&U AAA
- 2:48.09 10&U AA
- 2:56.29 10&U A
- 2:56.29 10&U FGJO
- 3:20.99 10&U BB
- 2:17.69 11-12 AAAA
- 2:24.19 11-12 AAA
- 2:30.79 11-12 AA
- 2:34.09 11-12 FGJO
- 2:37.29 11-12 A
- 2:50.39 11-12 BB

Name	Age	Team	Seed Time
1 Fetes, Shayna A	16	SAS-FG	2:11.46
2 Acosta, Claudia	14	HSC-FG	2:12.56
3 Schimansky, Megan A	17	CSSC-FG	2:13.31
4 Biro, Delaney P	15	CSSC-FG	2:14.01
5 Koch, Ellie	15	YSF-FG	2:18.62
6 Bucaro, Andrea I	17	TSA-FG	2:18.76
7 Gonzalez, Shannelle	13	HSC-FG	2:19.97
8 Hebert, Madelyn M	13	SAS-FG	2:20.11
9 Hyman, Carly M	17	PST-FG	2:22.44
10 Schimansky, Sarah A	14	CSSC-FG	2:22.88
11 Amon, Ashlynn	16	YSF-FG	2:23.76
12 Fowler, Faith E	13	CSSC-FG	2:23.82
13 Fajardo, Dominique	17	CSSC-FG	2:24.01
14 Newbold, Jolise J	15	ORCA	2:25.08
15 Bannister, Lalainie D	13	TSA-FG	2:25.58
16 Mortimer, Madison H	13	ORCA	2:27.03
17 Taylor, Eliana A	17	ORCA	2:27.36
18 McCormick, Riley E	12	CSSC-FG	2:28.51
19 Ham, Emme N	15	TSA-FG	2:29.18
20 Fernandez, Michelle A	12	HSC-FG	2:29.37
21 Smith, Megan R	12	PST-FG	2:30.25
22 Martinez-Bruno, Victoria B	14	PST-FG	2:30.28
23 Jurado, Isabella	14	HSC-FG	2:30.37
24 Robertson, Emily R	12	CSSC-FG	2:30.43
25 Mason, Olivia C	13	CSSC-FG	2:30.82
26 Candido, Amber L	13	CSSC-FG	2:31.38
27 Tremellen, Alexia N	13	PST-FG	2:32.40
28 Smith, Matea M	15	TSA-FG	2:32.77
29 Szakacs, Lydia C	15	SAS-FG	2:32.84
30 Lopez-Diaz, Emily	12	YSF-FG	2:33.59
31 Miller, Erin G	12	SAS-FG	2:33.94
32 Hennekens, Grace M	16	PST-FG	2:34.38
33 Bowe, Cecily S	14	TSA-FG	2:35.25
34 Seniuta, Monika	13	SAS-FG	2:35.52

35 Pitters-Hinds, Hartley	11	TSA-FG	2:36.47
36 Tan, Ashley G	16	TSA-FG	2:37.08
37 Wells, Hailey I	12	CSSC-FG	2:37.21
38 Ward, Payton A	12	CSSC-FG	2:39.02
39 Brennan, Emily R	13	YSF-FG	2:40.44
40 Fors, Helen	13	HSC-FG	2:42.11
41 Holmes, Willow G	12	TSA-FG	2:42.63
42 Ramirez, Isabella	14	TSA-FG	2:44.17
43 Olson, Elisabeth G	12	CSSC-FG	2:45.89
44 Hockman, Madison P	12	CSSC-FG	2:46.10
45 Bucaro, Marcela	12	TSA-FG	2:47.98
46 Sapp, Bella N	12	CSSC-FG	2:49.21
47 Bagiotti, Julianne M	17	YSF-FG	2:54.07
48 Llanos, Rachel	14	PST-FG	3:02.29
49 Palacios, Nicole	12	CSSC-FG	3:03.16
50 Saballos, Fabiola	12	PST-FG	3:05.33
51 Adia, Isabella I	13	UN-FG	3:08.04
52 Meyer, Camryn E	10	TSA-FG	3:13.40
53 Bonasera, Kaitlyn R	11	CSSC-FG	3:14.38
54 Suarez, Rhanja G	10	CSSC-FG	3:16.97
55 Mizrachi, Elleyah R	11	PST-FG	3:18.35
56 Montes, Mariana	9	CSSC-FG	3:22.01
57 Powell, Carolyn A	9	CSSC-FG	3:22.77
58 Guan, Selina	11	CSSC-FG	3:23.33
59 Gil, Alejandra	8	CSSC-FG	3:27.73
60 Parsotan, Nadia A	11	PST-FG	3:28.70
61 Hebert, Maci M	11	SAS-FG	3:30.07
62 Lubarsky, Roni	11	CSSC-FG	3:33.39
63 Swack, Meaghan J	12	CSSC-FG	3:34.26
64 Rattray, Kyra	11	CSSC-FG	3:35.42
65 Miller, Sara R	9	SAS-FG	3:40.21
66 Voit, Catherine	12	CSSC-FG	3:42.19
67 Korb, Savannah M	12	CSSC-FG	3:42.32
68 Kuchar, Scarlett J	11	PST-FG	3:53.69
69 Maxwell, Reese A	11	CSSC-FG	4:00.28
70 Hartung, Courtney L	12	CSSC-FG	NT
71 Didovic, Kayleigh	10	CSSC-FG	NT
72 Schoenborn, Sammy B	9	CSSC-FG	NT
73 Bond, Mila I	10	CSSC-FG	NT
74 Viola, Emma	9	CSSC-FG	NT
75 Suther, Faith B	14	CSSC-FG	NT
76 Veiga, Victoria N	15	CSSC-FG	NT
77 Lin, Emma Y	9	CSSC-FG	NT
78 Putney, Lindsay G	14	CSSC-FG	NT
79 Pierce, Mielah S	10	CSSC-FG	NT
80 Kautz, Savannah S	10	CSSC-FG	NT
81 Sare, Stefi A	11	SAS-FG	NTY
82 Wood, Breanna N	11	SAS-FG	NTY
83 Gonzalez, Sadie M	11	SAS-FG	NTY



2017 Coral Springs Open Invitational-CSSC-050717, S#: FGI050617CSSC-B12

Coral Springs Aquatic Complex

Psych Sheet

Event 17 ... (Girls 200 LC Meter Freestyle)

Name	Age	Team	Seed Time
84 Gonzalez, Brooke M	9	SAS-FG	NTY
85 Johnson, Elizabeth A	13	UN-FG	NTY
86 Quadri, Paloma R	16	TSA-FG	NT
87 Oren, Maya	12	PST-FG	NT
88 Rogers, Selah J	10	PST-FG	NT
89 Castano, Sara V	14	PST-FG	NT
90 Brito-Murphy, Claudia	12	HSC-FG	NT
91 Silva Sordo, Chabeli C	10	HSC-FG	NT
92 DeLuna, Gabriella S	10	YSF-FG	NT
93 Mantilla, Tania E	9	YSF-FG	NT
94 Hernandez, Brianna B	12	YSF-FG	NT
95 Gonzalez, Izabella N	9	YSF-FG	NT
96 Schoen, Sydney D	14	CSSC-FG	NT

Event 18 Boys 200 LC Meter Freestyle

- 2:29.49 10&U AAAA
- 2:36.59 10&U AAA
- 2:43.69 10&U AA
- 2:50.79 10&U A
- 2:54.79 10&U FGJO
- 3:12.09 10&U BB
- 2:13.49 11-12 AAAA
- 2:19.79 11-12 AAA
- 2:26.19 11-12 AA
- 2:32.49 11-12 A
- 2:32.49 11-12 FGJO
- 2:45.19 11-12 BB

Name	Age	Team	Seed Time
1 Machado, Diego	16	TSA-FG	1:57.98
2 Bucaro, Luis P	16	TSA-FG	2:00.07
3 Cassidy, Padraic P	17	TSA-FG	2:00.08
4 McKeon, Andres A	15	CSSC-FG	2:04.39
5 D'Avi, Jack	14	YSF-FG	2:04.49
6 Dworet, Nicholas P	17	TSA-FG	2:05.17
7 Homes, Diego	16	YSF-FG	2:06.45
8 Avellaneda, Diego M	16	TSA-FG	2:06.91
9 Escobar, Daniel E	15	TSA-FG	2:07.96
10 Meyer, Alexander I	14	TSA-FG	2:08.79
11 Marks, Connor M	14	CSSC-FG	2:10.43
12 Rodriguez, Agustin F	12	HSC-FG	2:10.79
13 Savino, Gianni L	16	CSSC-FG	2:11.20
14 Quijada, Daniel	14	HSC-FG	2:11.20
15 Blanco, David A	15	CSSC-FG	2:13.41
16 Aran, Grant A	14	CSSC-FG	2:14.60
17 Roach, Ethan M	14	SAS-FG	2:15.38
18 Bonasera, Jason N	14	CSSC-FG	2:18.77
19 Valdes, Victor M	13	HSC-FG	2:18.77

20 Schutz, Brandon D	16	CSSC-FG	2:20.85
21 Seniuta, Tadas	15	SAS-FG	2:21.42
22 Garbutt, David J	17	CSSC-FG	2:22.20
23 Garzon, David A	14	PST-FG	2:25.54
24 Quesada-Amor, Alexander J	15	HSC-FG	2:26.33
25 Pujula, Charles	12	HSC-FG	2:26.93
26 Hategan, Darien	14	YSF-FG	2:31.58
27 Parsotan, Veejay S	15	PST-FG	2:31.92
28 Quijada, Samuel E	14	HSC-FG	2:32.56
29 Decllet, Andre R	14	PST-FG	2:35.03
30 Justin, Joshua J	12	PST-FG	2:35.43
31 Nordheim, Gregory A	12	SAS-FG	2:35.73
32 Vilar, Nicolas C	13	CSSC-FG	2:36.74
33 Ward, Wilson T	13	CSSC-FG	2:37.26
34 Bagiotti, Jon M	13	YSF-FG	2:37.42
35 Geathers, Jayden A	13	TSA-FG	2:38.72
36 Fournier, John Paul	14	PST-FG	2:39.85
37 Lopez-Casula, Marcoaurelio	12	HSC-FG	2:40.10
38 Brezenski, Joshua F	12	PST-FG	2:40.32
39 Alvarez, Alejandro	12	CSSC-FG	2:40.78
40 Musa, Farouk	9	HAT-FG	2:41.21
41 Aronsohn, Matthew C	12	SAS-FG	2:43.09
42 Williams, Owen N	10	HAT-FG	2:43.15
43 Olson, William P	13	CSSC-FG	2:43.27
44 Brander, Ryan J	13	CSSC-FG	2:46.37
45 Rivas, Fabio A	11	HSC-FG	2:48.38
46 Marri, Rithvik R	11	YSF-FG	2:52.14
47 Narbonne, Cole T	13	CSSC-FG	2:53.35
48 Lynch, John T	13	CSSC-FG	2:56.08
49 Dawkins, Mekhi B	11	TSA-FG	2:59.79
50 Domokos-Murphy, William R	8	SAS-FG	3:02.10
51 Cajuste, Joshua J	12	TSA-FG	3:03.49
52 Martin, RJ J	12	TSA-FG	3:05.73
53 Badics, Cooper C	11	SAS-FG	3:10.39
54 Connor, Liam J	12	PST-FG	3:10.95
55 Herman, Luca M	11	PST-FG	3:13.17
56 Brito, David	11	HSC-FG	3:21.37
57 Lopez-Casula, Leonardo	9	HSC-FG	3:21.83
58 Lynch, Ryan F	13	CSSC-FG	3:25.67
59 Vargas, Anthony J	13	CSSC-FG	NT
60 Rattray, Kenneth P	10	CSSC-FG	NT
61 Albornoz, John	7	CSSC-FG	NT
62 Ptak, Sebastian V	14	CSSC-FG	NT
63 Cheng, Freddy E	14	CSSC-FG	NT
64 Korb, Beckham B	10	CSSC-FG	NT
65 Faife, Leonardo	15	SAS-FG	NTY
66 Dunkley, Justin E	11	TSA-FG	NT
67 Overfelt, Billy C	12	TSA-FG	NT
68 Opperman, Rafael M	12	TSA-FG	NT



2017 Coral Springs Open Invitational-CSSC-050717, S#: FGI050617CSSC-B12

Coral Springs Aquatic Complex

Psych Sheet

Event 18...(Boys 200 LC Meter Freestyle)

Name	Age	Team	Seed Time
69 Opperman, Lucas M	11	TSA-FG	NT
70 Tan, Matthew W	11	TSA-FG	NT
71 Kibler, Ryan A	11	PST-FG	NT
72 Fratamico, Matteo	11	PST-FG	NT
73 Lewis-Charles, Giovanni J	9	PST-FG	NT
74 Saballos, Orlando J	14	PST-FG	NT
75 Noble-Mattis, Justin A	10	PST-FG	NT
76 Neville, Daniel K	14	PST-FG	NT
77 Sinanan, Shane A	12	PST-FG	NT
78 Moreno, Luis E	13	HSC-FG	NT
79 Silva Sordo, Christian R	12	HSC-FG	NT
80 Duarte, Sebastian	12	YSF-FG	NT
81 Herrera, Alejandro	11	YSF-FG	NT

Event 19 Girls 50 LC Meter Backstroke

- 36.89 10&U AAAA
- 38.89 10&U AAA
- 40.89 10&U AA
- 42.89 10&U A
- 43.89 10&U FGJO
- 48.89 10&U BB
- 33.29 11-12 AAAA
- 34.79 11-12 AAA
- 36.39 11-12 AA
- 37.99 11-12 A
- 38.99 11-12 FGJO
- 41.19 11-12 BB

Name	Age	Team	Seed Time
1 Acosta, Claudia	14	HSC-FG	31.65
2 Beltrano, Gabby J	15	SAS-FG	32.47
3 Hebert, Madelyn M	13	SAS-FG	33.50
4 Hyman, Carly M	17	PST-FG	33.53
5 Koch, Ellie	15	YSF-FG	34.16
6 Reposa, Olivia	15	CSSC-FG	35.50
7 Loayza, Carolina	14	GCST-FL	35.69
8 Jurado, Isabella	14	HSC-FG	35.75
9 Homes, Andrea	16	YSF-FG	35.76
10 Sierra, Micaela	12	UN-CS-FG	36.03
11 Mortimer, Madison H	13	ORCA	36.31
12 Thurston, Lynell M	28	ORCA	36.75
13 Fajardo, Dominique	17	CSSC-FG	36.91
14 Taylor, Eliana A	17	ORCA	37.05
15 Fernandez, Michelle A	12	HSC-FG	37.12
16 Tran, Stephanie	16	TSA-FG	37.33
17 Ramirez, Isabella	14	TSA-FG	37.54
18 Taylor, Allison R	13	ORCA	38.84
19 Pitters-Hinds, Hartley	11	TSA-FG	39.08

20 Fors, Helen	13	HSC-FG	39.33
21 Wells, Hailey I	12	CSSC-FG	39.42
22 Dattile, Briana E	13	CSSC-FG	40.39
23 Bowe, Cecily S	14	TSA-FG	41.35
24 Candido, Amber L	13	CSSC-FG	42.10
25 Hennekens, Grace M	16	PST-FG	42.23
26 DeLuna, Gabriella S	10	YSF-FG	42.60
27 Meyer, Camryn E	10	TSA-FG	42.68
28 Laplant, Sara E	13	CSSC-FG	42.98
29 Powell, Carolyn A	9	CSSC-FG	43.95
30 Hebert, Maci M	11	SAS-FG	44.88
31 Llanos, Rachel	14	PST-FG	44.97
32 Dearen, Marli G	14	CSSC-FG	45.95
33 Brennan, Emily R	13	YSF-FG	46.39
34 Palacios, Nicole	12	CSSC-FG	46.51
35 Sapp, Bella N	12	CSSC-FG	46.88
36 Suther, Faith B	14	CSSC-FG	47.09
37 Saballos, Fabiola	12	PST-FG	47.56
38 Mortimer, Elysia S	15	ORCA	47.92
39 Hinsey, Anaiyah M	13	ORCA	48.47
40 Montes, Mariana	9	CSSC-FG	48.91
41 Maxwell, Reese A	11	CSSC-FG	49.75
42 Bucaro, Marcela	12	TSA-FG	49.81
43 Parsotan, Nadia A	11	PST-FG	49.91
44 Brinkmann, Wynona P	11	HAT-FG	50.41
45 Didovic, Kayleigh	10	CSSC-FG	50.92
46 Pierce, Mielah S	10	CSSC-FG	51.13
47 Bicerne, Amelie	9	YSF-FG	51.79
48 Miller, Sara R	9	SAS-FG	51.83
49 Bond, Mila I	10	CSSC-FG	52.54
50 Suarez, Rhanian G	10	CSSC-FG	52.72
51 Delson, Arianna S	11	ORCA	53.72
52 Kuchar, Scarlett J	11	PST-FG	53.97
53 Sare, Stefi A	11	SAS-FG	54.72
54 Mantilla, Tania E	9	YSF-FG	55.00
55 Benejam, Mariangel A	14	TSA-FG	55.55
56 Gil, Alejandra	8	CSSC-FG	55.87
57 Rogers, Selah J	10	PST-FG	55.97
58 Hinsey, Aalayah A	13	ORCA	56.51
59 Johnson, Tysha A	9	ORCA	57.31
60 Voit, Catherine	12	CSSC-FG	57.73
61 Valente, Milena	10	YSF-FG	58.01
62 Cowan, Teeann X	10	ORCA	59.85
63 Gilley, Contessa	9	CSSC-FG	1:00.29
64 Lubarsky, Roni	11	CSSC-FG	1:01.49
65 Swack, Meaghan J	12	CSSC-FG	1:03.04
66 Rattray, Kyra	11	CSSC-FG	1:04.43
67 LaPietra, Rosalia G	9	PST-FG	1:07.08
68 Smith, Jordan I	12	TSA-FG	1:07.29



2017 Coral Springs Open Invitational-CSSC-050717, S#: FGI050617CSSC-B12

Coral Springs Aquatic Complex

Psych Sheet

Event 19...(Girls 50 LC Meter Backstroke)

Name	Age	Team	Seed Time
69 Kautz, Savannah S	10	CSSC-FG	1:08.55
70 Chaison, Molly A	7	CSSC-FG	1:08.65
71 Carignan, Chloe F	15	CSSC-FG	NT
72 Thirkell, Bri P	14	CSSC-FG	NT
73 Veiga, Victoria N	15	CSSC-FG	NT
74 Lin, Emma Y	9	CSSC-FG	NT
75 Putney, Lindsay G	14	CSSC-FG	NT
76 King, Emily L	13	CSSC-FG	NT
77 Suther, Hope M	10	CSSC-FG	NT
78 White, Katrina M	14	CSSC-FG	NT
79 Korb, Savannah M	12	CSSC-FG	NT
80 Popen, Grainne S	13	CSSC-FG	NT
81 Mahecha, Sammy Z	13	CSSC-FG	NT
82 Pereira, Nicole T	16	CSSC-FG	NT
83 Wood, Breanna N	11	SAS-FG	NTY
84 Gonzalez, Sadie M	11	SAS-FG	NTY
85 Gonzalez, Brooke M	9	SAS-FG	NTY
86 Johnson, Elizabeth A	13	UN-FG	NTY
87 Adia, Isabella I	13	UN-FG	NTY
88 Castro, Viviana	13	TSA-FG	NT
89 McComie-Waterman, An Alys	8	TSA-FG	NT
90 Overfelt, Mia E	10	TSA-FG	NT
91 Ramos, Valerie	9	TSA-FG	NT
92 Thomas, Morgan A	9	TSA-FG	NT
93 Martin, Rianne A	14	TSA-FG	NT
94 Quadri, Paloma R	16	TSA-FG	NT
95 Smith, Matea M	15	TSA-FG	NT
96 Zornes, Gabriella A	10	TSA-FG	NT
97 Mitova, Ellie A	14	TSA-FG	NT
98 Mathurin, Stephanie	14	TSA-FG	NT
99 Oren, Maya	12	PST-FG	NT
100 Castano, Sara V	14	PST-FG	NT
101 Huneau, Melina	10	PST-FG	NT
102 Brito-Murphy, Claudia	12	HSC-FG	NT
103 Silva Sordo, Chabeli C	10	HSC-FG	NT
104 Bagiotti, Julianne M	17	YSF-FG	NT
105 Fronimakis-Liu, Juliana	12	YSF-FG	NT
106 Marri, Rishi R	9	YSF-FG	NT
107 Morton, Dahlia K	11	YSF-FG	NT
108 Block, Valerie A	13	CSSC-FG	NT
109 Schoen, Sydney D	14	CSSC-FG	NT

Event 20 Boys 50 LC Meter Backstroke

Name	Age	Team	Seed Time
36.89	10&U	AAAA	
38.89	10&U	AAA	
40.99	10&U	AA	
42.99	10&U	A	
44.99	10&U	FGJO	
49.19	10&U	BB	
32.39	11-12	AAAA	
34.09	11-12	AAA	
35.79	11-12	AA	
37.49	11-12	A	
39.49	11-12	FGJO	
40.89	11-12	BB	
Name	Age	Team	Seed Time
1 Meyer, Alexander I	14	TSA-FG	33.03
2 D'Avi, Jack	14	YSF-FG	33.04
3 Franzino, Patrick J	15	CSSC-FG	34.56
4 Valdes, Victor M	13	HSC-FG	35.27
5 Machado, Diego	16	TSA-FG	35.50
6 Rodriguez, Agustin F	12	HSC-FG	35.55
7 Nordheim, Gregory A	12	SAS-FG	35.66
8 Miller, Maxwell A	16	YSF-FG	35.96
9 Garzon, David A	14	PST-FG	36.39
10 Curtis, Jayden O	14	ORCA	36.59
11 Quijada, Samuel E	14	HSC-FG	36.98
12 Kocoglu, Kenan S	15	CSSC-FG	37.02
13 McCormick, Sam J	15	CSSC-FG	39.14
14 Pujula, Charles	12	HSC-FG	39.45
15 Olson, William P	13	CSSC-FG	39.55
16 Schutz, Brandon D	16	CSSC-FG	39.74
17 Aran, Grant A	14	CSSC-FG	39.81
18 Parsotan, Veejay S	15	PST-FG	39.87
19 Decllet, Andre R	14	PST-FG	40.20
20 Marri, Rithvik R	11	YSF-FG	40.51
21 Kim, Stephen	11	YSF-FG	40.64
22 Russell, Tamir A	12	ORCA	40.77
23 Musa, Farouk	9	HAT-FG	40.79
24 Brennan, Dasario D	13	ORCA	42.18
25 Brezenski, Joshua F	12	PST-FG	42.39
26 Rivas, Fabio A	11	HSC-FG	42.66
27 Fournier, John Paul	14	PST-FG	43.11
28 Reis, John M	16	YSF-FG	43.75
29 Williams, Owen N	10	HAT-FG	43.92
30 Lopez-Casula, Marcoaurelio	12	HSC-FG	44.75
31 Tan, Matthew W	11	TSA-FG	45.34
32 Guio, Sebastian	9	YSF-FG	45.67
33 Johnson, Jacob M	13	YSF-FG	45.85
34 Sinanan, Shane A	12	PST-FG	47.13



2017 Coral Springs Open Invitational-CSSC-050717, S#: FGI050617CSSC-B12

Coral Springs Aquatic Complex

Psych Sheet

Event 20 ... (Boys 50 LC Meter Backstroke)

Name	Age	Team	Seed Time
35 Cajuste, Joshua J	12	TSA-FG	47.71
36 Overfelt, Billy C	12	TSA-FG	48.79
37 Domokos-Murphy, William R	8	SAS-FG	49.51
38 Curtis, Homer N	14	ORCA	50.19
39 Dunkley, Justin E	11	TSA-FG	50.23
40 Opperman, Rafael M	12	TSA-FG	50.66
41 Lopez-Casula, Leonardo	9	HSC-FG	51.11
42 Herman, Luca M	11	PST-FG	52.02
43 Burkhalter, Bradley L	10	HAT-FG	52.26
44 Opperman, Lucas M	11	TSA-FG	52.29
45 Duarte, Sebastian	12	YSF-FG	53.28
46 Karachun, Matviy	9	YSF-FG	54.44
47 Minnis, Remington A	9	ORCA	54.60
48 Aguila, Jorge E	8	CSSC-FG	56.07
49 Brito, David	11	HSC-FG	56.12
50 Gonzalez, Felix A	10	YSF-FG	57.08
51 Noble-Mattis, Justin A	10	PST-FG	58.37
52 Spiller, Aaron B	10	HAT-FG	58.79
53 McComie, Kenwyn E	13	TSA-FG	58.94
54 Rattray, Kenneth P	10	CSSC-FG	1:10.50
55 Vargas, Anthony J	13	CSSC-FG	NT
56 Albornoz, John	7	CSSC-FG	NT
57 Tages, Gannen	16	CSSC-FG	NT
58 Ptak, Sebastian V	14	CSSC-FG	NT
59 Salvador, Fabian A	12	CSSC-FG	NT
60 Vilar, Nicolas C	13	CSSC-FG	NT
61 Narbonne, Cole T	13	CSSC-FG	NT
62 Lynch, Ryan F	13	CSSC-FG	NT
63 Lynch, John T	13	CSSC-FG	NT
64 Korb, Beckhem B	10	CSSC-FG	NT
65 Pereira, Lucca T	14	CSSC-FG	NT
66 Badics, Cooper C	11	SAS-FG	NTY
67 Faife, Leonardo	15	SAS-FG	NTY
68 Castro, Kyle R	9	HAT-FG	NT
69 Finger, Hayden A	9	HAT-FG	NT
70 Smith, Joshua L	10	HAT-FG	NT
71 Gentles, Deron A	16	TSA-FG	NT
72 Dawkins, Mekhi B	11	TSA-FG	NT
73 Gonzalez, Edgar	8	TSA-FG	NT
74 Ramos, Elian E	11	TSA-FG	NT
75 Martin, RJ J	12	TSA-FG	NT
76 Dworet, Nicholas P	17	TSA-FG	NT
77 Mathurin, Darly	10	TSA-FG	NT
78 Vasquez, Matthew	10	TSA-FG	NT
79 Marzan, Noel R	11	TSA-FG	NT
80 Fratamico, Matteo	11	PST-FG	NT
81 Sanchez, Cesar A	9	PST-FG	NT

82 Guardia, Javier A	9	PST-FG	NT
83 Lewis-Charles, Giovanni J	9	PST-FG	NT
84 Escobar, Alex X	9	PST-FG	NT
85 Saballos, Orlando J	14	PST-FG	NT
86 Herek, Lorenzo C	10	PST-FG	NT
87 Neville, Daniel K	14	PST-FG	NT
88 Silva Sordo, Christian R	12	HSC-FG	NT
89 Bagiotti, Jon M	13	YSF-FG	NT
90 Herrera, Alejandro	11	YSF-FG	NT

Event 21 Girls 200 LC Meter Backstroke

- 2:33.59 11-12 AAAA
- 2:40.89 11-12 AAA
- 2:48.19 11-12 AA
- 2:55.59 11-12 A
- 2:59.59 11-12 FGJO
- 3:10.19 11-12 BB

Name	Age	Team	Seed Time
1 Schimansky, Megan A	17	CSSC-FG	2:23.02
2 Fowler, Faith E	13	CSSC-FG	2:34.95
3 Bucaro, Andrea I	17	TSA-FG	2:40.49
4 Miller, Lucy C	13	SAS-FG	2:40.62
5 Bannister, Lalinie D	13	TSA-FG	2:41.89
6 Hyman, Carly M	17	PST-FG	2:42.49
7 Seniuta, Monika	13	SAS-FG	2:43.54
8 Kim, Daniela	16	YSF-FG	2:47.34
9 Smith, Megan R	12	PST-FG	2:50.93
10 Garcia, Giuliaanna	13	CSSC-FG	2:52.94
11 Lopez-Diaz, Emily	12	YSF-FG	2:53.07
12 Tremellen, Alexia N	13	PST-FG	2:54.10
13 Robertson, Emily R	12	CSSC-FG	2:56.79
14 Schimansky, Sarah A	14	CSSC-FG	3:09.74
15 Wells, Hailey I	12	CSSC-FG	3:18.33
16 McCormick, Riley E	12	CSSC-FG	NT
17 Bonasera, Kaitlyn R	11	CSSC-FG	NT
18 Hartung, Courtney L	12	CSSC-FG	NT
19 Reposa, Olivia	15	CSSC-FG	NT
20 Dearen, Marli G	14	CSSC-FG	NT
21 Viola, Emma	9	CSSC-FG	NT
22 Nordheim, Caroline K	14	SAS-FG	NTY
23 Miller, Erin G	12	SAS-FG	NTY
24 Johnson, Elizabeth A	13	UN-FG	NTY
25 Holmes, Willow G	12	TSA-FG	NT
26 Tan, Ashley G	16	TSA-FG	NT
27 Amon, Ashlynn	16	YSF-FG	NT
28 Riley, Elizabeth M	15	YSF-FG	NT
29 Brennan, Emily R	13	YSF-FG	NT



2017 Coral Springs Open Invitational-CSSC-050717, S#: FGI050617CSSC-B12

Coral Springs Aquatic Complex

Psych Sheet

Event 22 Boys 200 LC Meter Backstroke

2:30.59 11-12 AAAA
 2:37.79 11-12 AAA
 2:44.99 11-12 AA
 2:52.19 11-12 A
 3:00.19 11-12 FGJO
 3:06.49 11-12 BB

Name	Age	Team	Seed Time	
1 Bucaro, Luis P	16	TSA-FG	2:20.28	_____
2 D'Avi, Jack	14	YSF-FG	2:23.33	_____
3 Marks, Connor M	14	CSSC-FG	2:24.33	_____
4 Homes, Diego	16	YSF-FG	2:26.14	_____
5 Trimble, Gregory E	15	CSSC-FG	2:28.58	_____
6 Vasquez, Carlos	16	UN-TS-FG	2:28.87	_____
7 Escobar, Daniel E	15	TSA-FG	2:29.98	_____
8 Roach, Ethan M	14	SAS-FG	2:31.97	_____
9 McKeon, Andres A	15	CSSC-FG	2:36.06	_____
10 Grady, Steven A	14	PST-FG	2:40.00	_____
11 Seniuta, Tadas	15	SAS-FG	2:40.37	_____
12 Keung, Ethan O	14	UN-FG-FG	2:57.08	_____
13 Marri, Rithvik R	11	YSF-FG	3:07.41	_____
14 Keung, Nathan G	11	UN-FG-FG	3:40.37	_____
15 Alvarez, Alejandro	12	CSSC-FG	NT	_____
16 Gonzalez, Brian N	13	CSSC-FG	NT	_____
17 Bonasera, Jason N	14	CSSC-FG	NT	_____
18 Kocoglu, Kenan S	15	CSSC-FG	NT	_____
19 Justin, Joshua J	12	PST-FG	NT	_____
20 Kim, Stephen	11	YSF-FG	NT	_____

Event 23 Girls 100 LC Meter Butterfly

1:18.89 10&U AAAA
 1:24.59 10&U AAA
 1:30.29 10&U AA
 1:35.99 10&U A
 1:37.99 10&U FGJO
 1:52.99 10&U BB
 1:09.29 11-12 AAAA
 1:13.19 11-12 AAA
 1:16.99 11-12 AA
 1:20.79 11-12 A
 1:22.79 11-12 FGJO
 1:28.49 11-12 BB


Name	Age	Team	Seed Time	
1 Biro, Delaney P	15	CSSC-FG	1:06.23	_____
2 Hebert, Madelyn M	13	SAS-FG	1:07.74	_____
3 Fetes, Shayna A	16	SAS-FG	1:08.47	_____
4 Loayza, Carolina	14	GCST-FL	1:09.45	_____
5 Garcia, Giulianna	13	CSSC-FG	1:10.29	_____

6 Newbold, Jolise J	15	ORCA	1:11.87	_____
7 Gonzalez, Shannelle	13	HSC-FG	1:12.36	_____
8 Schimansky, Megan A	17	CSSC-FG	1:12.63	_____
9 Amon, Ashlynn	16	YSF-FG	1:12.92	_____
10 Nordheim, Caroline K	14	SAS-FG	1:13.68	_____
11 Beltrano, Gabby J	15	SAS-FG	1:14.56	_____
12 Martinez-Bruno, Victoria B	14	PST-FG	1:18.49	_____
13 Fernandez, Michelle A	12	HSC-FG	1:19.96	_____
14 Robertson, Emily R	12	CSSC-FG	1:21.05	_____
15 Szakacs, Lydia C	15	SAS-FG	1:21.88	_____
16 Miller, Lucy C	13	SAS-FG	1:23.32	_____
17 Fors, Helen	13	HSC-FG	1:24.93	_____
18 Mason, Olivia C	13	CSSC-FG	1:25.53	_____
19 Tremellen, Alexia N	13	PST-FG	1:26.40	_____
20 Olson, Elisabeth G	12	CSSC-FG	1:28.86	_____
21 Hebert, Maci M	11	SAS-FG	1:33.46	_____
22 Laplant, Sara E	13	CSSC-FG	1:33.50	_____
23 Ward, Payton A	12	CSSC-FG	1:36.41	_____
24 Bonasera, Kaitlyn R	11	CSSC-FG	1:43.64	_____
25 Suarez, Rhanian G	10	CSSC-FG	1:44.89	_____
26 Adia, Isabella I	13	UN-FG	1:53.90	_____
27 Llanos, Rachel	14	PST-FG	1:59.91	_____
28 Parsotan, Nadia A	11	PST-FG	2:09.72	_____
29 Palacios, Nicole	12	CSSC-FG	NT	_____
30 Schoenborn, Sammy B	9	CSSC-FG	NT	_____
31 Gil, Alejandra	8	CSSC-FG	NT	_____
32 Montes, Mariana	9	CSSC-FG	NT	_____
33 Wood, Breanna N	11	SAS-FG	NTY	_____
34 Gonzalez, Sadie M	11	SAS-FG	NTY	_____
35 Castro, Viviana	13	TSA-FG	NT	_____
36 Tran, Stephanie	16	TSA-FG	NT	_____

Event 24 Boys 100 LC Meter Butterfly

1:18.49 10&U AAAA
 1:23.99 10&U AAA
 1:29.49 10&U AA
 1:34.99 10&U A
 1:38.99 10&U FGJO
 1:51.39 10&U BB
 1:06.99 11-12 AAAA
 1:10.89 11-12 AAA
 1:14.69 11-12 AA
 1:18.59 11-12 A
 1:22.59 11-12 FGJO
 1:26.29 11-12 BB

Name	Age	Team	Seed Time	
1 Machado, Diego	16	TSA-FG	59.25	_____
2 Vasquez, Carlos	16	UN-TS-FG	59.28	_____
3 Cassidy, Padraic P	17	TSA-FG	1:03.06	_____



2017 Coral Springs Open Invitational-CSSC-050717, S#: FGI050617CSSC-B12

Coral Springs Aquatic Complex

Psych Sheet

Event 24 ... (Boys 100 LC Meter Butterfly)


Name	Age	Team	Seed Time
4 Dworet, Nicholas P	17	TSA-FG	1:03.13
5 Avellaneda, Diego M	16	TSA-FG	1:06.15
6 Miller, Maxwell A	16	YSF-FG	1:06.24
7 Escobar, Daniel E	15	TSA-FG	1:07.58
8 Garbutt, David J	17	CSSC-FG	1:07.61
9 Rodriguez, Agustin F	12	HSC-FG	1:09.75
10 Franzino, Patrick J	15	CSSC-FG	1:11.07
11 Savino, Gianni L	16	CSSC-FG	1:12.11
12 Hategan, Darien	14	YSF-FG	1:15.39
13 Bagiotti, Jon M	13	YSF-FG	1:17.30
14 Bonasera, Jason N	14	CSSC-FG	1:18.11
15 Lopez-Casula, Marcoaurelio	12	HSC-FG	1:19.05
16 Brezenski, Joshua F	12	PST-FG	1:23.76
17 Narbonne, Cole T	13	CSSC-FG	1:30.41
18 Alvarez, Alejandro	12	CSSC-FG	1:33.88
19 Musa, Farouk	9	HAT-FG	1:34.47
20 Seniuta, Tadas	15	SAS-FG	1:35.07
21 Connor, Liam J	12	PST-FG	1:54.81
22 Aronsohn, Matthew C	12	SAS-FG	NTY
23 Nordheim, Gregory A	12	SAS-FG	NT
24 Domokos-Murphy, William R	8	SAS-FG	NTY
25 Geathers, Jayden A	13	TSA-FG	NT
26 Quijada, Daniel	14	HSC-FG	NT
27 Moreno, Luis E	13	HSC-FG	NT
28 Guio, Sebastian	9	YSF-FG	NT
29 Karachun, Matviy	9	YSF-FG	NT

Event 25 Girls 50 LC Meter Freestyle

31.39	10&U	AAAA
32.79	10&U	AAA
34.19	10&U	AA
35.59	10&U	A
36.59	10&U	FGJO
39.89	10&U	BB
29.19	11-12	AAAA
30.49	11-12	AAA
31.79	11-12	AA
33.19	11-12	A
33.19	11-12	FGJO
35.79	11-12	BB

Name	Age	Team	Seed Time
1 Acosta, Claudia	14	HSC-FG	28.19
2 Biro, Delaney P	15	CSSC-FG	28.25
3 Fajardo, Dominique	17	CSSC-FG	28.64
4 Fetes, Shayna A	16	SAS-FG	28.86
5 Nordheim, Caroline K	14	SAS-FG	29.17
6 Newbold, Jolise J	15	ORCA	29.28

7 Bannister, Lalinie D	13	TSA-FG	29.31
8 Smith, Matea M	15	TSA-FG	29.34
9 Gonzalez, Shannelle	13	HSC-FG	29.37
10 Lopez-Diaz, Emily	12	YSF-FG	29.37
11 Beltrano, Gabby J	15	SAS-FG	29.57
12 Mortimer, Madison H	13	ORCA	29.61
13 Hebert, Madelyn M	13	SAS-FG	29.68
14 Koch, Ellie	15	YSF-FG	29.70
15 Hyman, Carly M	17	PST-FG	29.74
16 Thurston, Lynell M	28	ORCA	29.86
17 Reposa, Olivia	15	CSSC-FG	29.95
18 Kim, Daniela	16	YSF-FG	30.10
19 Taylor, Eliana A	17	ORCA	30.24
20 Fernandez, Michelle A	12	HSC-FG	30.24
21 Bowe, Cecily S	14	TSA-FG	30.27
22 Jurado, Isabella	14	HSC-FG	30.38
23 Riley, Elizabeth M	15	YSF-FG	30.50
24 Bucaro, Andrea I	17	TSA-FG	30.64
25 Loayza, Carolina	14	GCST-FL	30.69
26 Mason, Olivia C	13	CSSC-FG	30.76
27 Hernandez, Brianna B	12	YSF-FG	30.79
28 Homes, Andrea	16	YSF-FG	30.91
29 Taylor, Ebonie R	13	ORCA	31.08
30 Sierra, Micaela	12	UN-CS-FG	31.23
31 McCormick, Riley E	12	CSSC-FG	31.33
32 Hepburn, Jamilah R	13	ORCA	31.44
33 Robertson, Emily R	12	CSSC-FG	31.52
34 Miller, Erin G	12	SAS-FG	31.72
35 Tan, Ashley G	16	TSA-FG	31.85
36 Martinez-Bruno, Victoria B	14	PST-FG	31.90
37 Dattile, Briana E	13	CSSC-FG	31.95
38 Pitters-Hinds, Hartley	11	TSA-FG	31.96
39 Smith, Megan R	12	PST-FG	32.29
40 Tremellen, Alexia N	13	PST-FG	32.29
41 Hennekens, Grace M	16	PST-FG	32.31
42 Seniuta, Monika	13	SAS-FG	32.33
43 Brewington, Carly F	17	CSSC-FG	32.66
44 Ham, Emme N	15	TSA-FG	32.74
45 Ramirez, Isabella	14	TSA-FG	32.79
46 Laplant, Sara E	13	CSSC-FG	32.99
47 Brennan, Emily R	13	YSF-FG	33.25
48 Martin, Rianne A	14	TSA-FG	33.26
49 Ward, Payton A	12	CSSC-FG	33.33
50 Fors, Helen	13	HSC-FG	33.89
51 Holmes, Willow G	12	TSA-FG	33.95
52 Llanos, Rachel	14	PST-FG	33.95
53 Hebert, Maci M	11	SAS-FG	34.00
54 Meyer, Camryn E	10	TSA-FG	34.01
55 Szakacs, Lydia C	15	SAS-FG	34.15



2017 Coral Springs Open Invitational-CSSC-050717, S#: FGI050617CSSC-B12

Coral Springs Aquatic Complex

Psych Sheet

Event 25...(Girls 50 LC Meter Freestyle)

Name	Age	Team	Seed Time
56 Mortimer, Elysia S	15	ORCA	34.17
57 Bucaro, Marcela	12	TSA-FG	34.38
58 Bagiotti, Julianne M	17	YSF-FG	34.45
59 Taylor, Allison R	13	ORCA	34.56
60 Gibson, Alexia A	11	ORCA	35.27
61 Wells, Hailey I	12	CSSC-FG	35.51
62 Hockman, Madison P	12	CSSC-FG	35.70
63 Adia, Isabella I	13	UN-FG	36.11
64 Hinsey, Anaiyah M	13	ORCA	36.24
65 Marshall, Ashanti R	13	ORCA	37.29
66 Saballos, Fabiola	12	PST-FG	37.95
67 Powell, Carolyn A	9	CSSC-FG	38.00
68 Thirkell, Bri P	14	CSSC-FG	38.46
69 Mizrachi, Elleyah R	11	PST-FG	38.83
70 DeLuna, Gabriella S	10	YSF-FG	39.08
71 Suther, Faith B	14	CSSC-FG	39.15
72 Dearen, Marli G	14	CSSC-FG	39.48
73 Brinkmann, Wynona P	11	HAT-FG	39.65
74 Morton, Dahlia K	11	YSF-FG	39.74
75 Palacios, Nicole	12	CSSC-FG	39.91
76 Bonasera, Kaitlyn R	11	CSSC-FG	40.07
77 Suarez, Rhaniah G	10	CSSC-FG	40.07
78 Mantilla, Tania E	9	YSF-FG	40.27
79 Delson, Arianna S	11	ORCA	40.87
80 Montes, Mariana	9	CSSC-FG	41.90
81 Benejam, Mariangel A	14	TSA-FG	43.41
82 Gil, Alejandra	8	CSSC-FG	43.47
83 Bicerne, Amelie	9	YSF-FG	43.70
84 Lubarsky, Roni	11	CSSC-FG	43.93
85 Cowan, Teeann X	10	ORCA	44.36
86 Bond, Mila I	10	CSSC-FG	44.47
87 Didovic, Kayleigh	10	CSSC-FG	44.53
88 Kuchar, Scarlett J	11	PST-FG	44.69
89 Guan, Selina	11	CSSC-FG	44.70
90 Maxwell, Reese A	11	CSSC-FG	45.52
91 Johnson, Tysha A	9	ORCA	45.54
92 Miller, Sara R	9	SAS-FG	46.00
93 Hinsey, Aalayah A	13	ORCA	46.10
94 Voit, Catherine	12	CSSC-FG	46.87
95 Rogers, Selah J	10	PST-FG	47.72
96 Valente, Milena	10	YSF-FG	48.17
97 Smith, Jordan I	12	TSA-FG	48.63
98 Sare, Stefi A	11	SAS-FG	49.65
99 LaPietra, Rosalia G	9	PST-FG	49.78
100 Sapp, Bella N	12	CSSC-FG	50.86
101 Viola, Emma	9	CSSC-FG	56.69
102 McComie-Waterman, An Alys	8	TSA-FG	1:00.00

103 Ramos, Valerie	9	TSA-FG	1:00.59
104 Zornes, Gabriella A	10	TSA-FG	1:01.23
105 Hartung, Courtney L	12	CSSC-FG	NT
106 Schoenborn, Sammy B	9	CSSC-FG	NT
107 Carignan, Chloe F	15	CSSC-FG	NT
108 Chaison, Molly A	7	CSSC-FG	NT
109 Veiga, Victoria N	15	CSSC-FG	NT
110 Lin, Emma Y	9	CSSC-FG	NT
111 Rattray, Kyra	11	CSSC-FG	NT
112 Putney, Lindsay G	14	CSSC-FG	NT
113 King, Emily L	13	CSSC-FG	NT
114 Suther, Hope M	10	CSSC-FG	NT
115 Swack, Meaghan J	12	CSSC-FG	NT
116 Gilley, Contessa	9	CSSC-FG	NT
117 Pierce, Mielah S	10	CSSC-FG	NT
118 White, Katrina M	14	CSSC-FG	NT
119 Kautz, Savannah S	10	CSSC-FG	NT
120 Korb, Savannah M	12	CSSC-FG	NT
121 Popen, Grainne S	13	CSSC-FG	NT
122 Mahecha, Sammy Z	13	CSSC-FG	NT
123 Pereira, Nicole T	16	CSSC-FG	NT
124 Kaminietyzky, Kiara	7	CSSC-FG	NT
125 Wood, Breanna N	11	SAS-FG	NTY
126 Gonzalez, Sadie M	11	SAS-FG	NTY
127 Gonzalez, Brooke M	9	SAS-FG	NTY
128 Johnson, Elizabeth A	13	UN-FG	NTY
129 Castro, Viviana	13	TSA-FG	NT
130 Overfelt, Mia E	10	TSA-FG	NT
131 Thomas, Morgan A	9	TSA-FG	NT
132 Quadri, Paloma R	16	TSA-FG	NT
133 Mitova, Ellie A	14	TSA-FG	NT
134 Mathurin, Stephanie	14	TSA-FG	NT
135 Tran, Stephanie	16	TSA-FG	NT
136 Oren, Maya	12	PST-FG	NT
137 Castano, Sara V	14	PST-FG	NT
138 Huneau, Melina	10	PST-FG	NT
139 Brito-Murphy, Claudia	12	HSC-FG	NT
140 Silva Sordo, Chabeli C	10	HSC-FG	NT
141 Fronimakis-Liu, Juliana	12	YSF-FG	NT
142 Marri, Rishi R	9	YSF-FG	NT
143 Gonzalez, Izabella N	9	YSF-FG	NT
144 Block, Valerie A	13	CSSC-FG	NT
145 Schoen, Sydney D	14	CSSC-FG	NT



2017 Coral Springs Open Invitational-CSSC-050717, S#: FGI050617CSSC-B12

Coral Springs Aquatic Complex

Psych Sheet

Event 26 Boys 50 LC Meter Freestyle

- 31.39 10&U AAAA
- 32.79 10&U AAA
- 34.09 10&U AA
- 35.49 10&U A
- 36.49 10&U FGJO
- 39.49 10&U BB
- 28.09 11-12 AAAA
- 29.39 11-12 AAA
- 30.69 11-12 AA
- 32.09 11-12 A
- 32.09 11-12 FGJO
- 34.69 11-12 BB

Name	Age	Team	Seed Time
1 Machado, Diego	16	TSA-FG	25.28
2 Dworet, Nicholas P	17	TSA-FG	25.30
3 Cassidy, Padraic P	17	TSA-FG	26.43
4 McKeon, Andres A	15	CSSC-FG	26.53
5 Blanco, David A	15	CSSC-FG	26.93
6 Meyer, Alexander I	14	TSA-FG	27.04
7 Garbutt, David J	17	CSSC-FG	27.10
8 Neely, Shawn W	14	ORCA	27.28
9 Marks, Connor M	14	CSSC-FG	27.34
10 Vasquez, Carlos	16	UN-TS-FG	28.57
11 Quijada, Daniel	14	HSC-FG	28.68
12 Homes, Santiago	15	YSF-FG	28.71
13 Miller, Maxwell A	16	YSF-FG	28.75
14 Rodriguez, Agustin F	12	HSC-FG	28.85
15 Seniuta, Tadas	15	SAS-FG	28.90
16 Roach, Ethan M	14	SAS-FG	28.91
17 Garzon, David A	14	PST-FG	29.24
18 Hategan, Darien	14	YSF-FG	29.27
19 Gentles, Deron A	16	TSA-FG	29.28
20 Valdes, Victor M	13	HSC-FG	29.34
21 Aran, Grant A	14	CSSC-FG	29.40
22 Justin, Joshua J	12	PST-FG	29.44
23 Schutz, Brandon D	16	CSSC-FG	29.57
24 Pujula, Charles	12	HSC-FG	29.61
25 McCormick, Sam J	15	CSSC-FG	29.70
26 Trimble, Gregory E	15	CSSC-FG	29.86
27 Geathers, Jayden A	13	TSA-FG	29.89
28 Gonzalez, Brian N	13	CSSC-FG	29.90
29 Curtis, Jayden O	14	ORCA	30.02
30 Franzino, Patrick J	15	CSSC-FG	30.13
31 Quesada-Amor, Alexander J	15	HSC-FG	30.21
32 Grady, Steven A	14	PST-FG	30.41
33 Quijada, Samuel E	14	HSC-FG	30.61
34 Fournier, John Paul	14	PST-FG	31.01

35 Kocoglu, Kenan S	15	CSSC-FG	31.12
36 Bagiotti, Jon M	13	YSF-FG	31.13
37 Moreno, Luis E	13	HSC-FG	31.56
38 Lopez-Casula, Marcoaurelio	12	HSC-FG	31.71
39 Parsotan, Veejay S	15	PST-FG	31.81
40 Russell, Tamir A	12	ORCA	32.01
41 Saballos, Orlando J	14	PST-FG	32.36
42 Declat, Andre R	14	PST-FG	32.81
43 McComie, Kenwyn E	13	TSA-FG	32.87
44 Dawkins, Mekhi B	11	TSA-FG	33.14
45 Aronsohn, Matthew C	12	SAS-FG	33.20
46 Brezenski, Joshua F	12	PST-FG	33.33
47 Cajuste, Joshua J	12	TSA-FG	33.57
48 Olson, William P	13	CSSC-FG	33.78
49 Alvarez, Alejandro	12	CSSC-FG	33.86
50 Martin, RJ J	12	TSA-FG	33.96
51 Williams, Owen N	10	HAT-FG	34.28
52 Ward, Wilson T	13	CSSC-FG	34.45
53 Nordheim, Gregory A	12	SAS-FG	34.55
54 Rivas, Fabio A	11	HSC-FG	34.63
55 Kim, Stephen	11	YSF-FG	35.16
56 Sinanan, Shane A	12	PST-FG	35.24
57 Reis, John M	16	YSF-FG	35.37
58 Brander, Ryan J	13	CSSC-FG	36.16
59 Brennen, Dasario D	13	ORCA	36.18
60 Overfelt, Billy C	12	TSA-FG	36.20
61 Johnson, Jacob M	13	YSF-FG	36.52
62 Neville, Daniel K	14	PST-FG	36.58
63 Marri, Rithvik R	11	YSF-FG	36.81
64 Burkhalter, Bradley L	10	HAT-FG	37.05
65 Herman, Luca M	11	PST-FG	37.34
66 Domokos-Murphy, William R	8	SAS-FG	37.43
67 Badics, Cooper C	11	SAS-FG	37.98
68 Connor, Liam J	12	PST-FG	38.14
69 Curtis, Homer N	14	ORCA	39.39
70 Opperman, Lucas M	11	TSA-FG	39.88
71 Tan, Matthew W	11	TSA-FG	40.05
72 Opperman, Rafael M	12	TSA-FG	40.13
73 Duarte, Sebastian	12	YSF-FG	40.30
74 Dunkley, Justin E	11	TSA-FG	41.27
75 Kibler, Ryan A	11	PST-FG	41.41
76 Lopez-Casula, Leonardo	9	HSC-FG	42.22
77 Brito, David	11	HSC-FG	42.95
78 Gonzalez, Felix A	10	YSF-FG	46.06
79 Minnis, Remington A	9	ORCA	46.60
80 Spiller, Aaron B	10	HAT-FG	47.68
81 Noble-Mattis, Justin A	10	PST-FG	48.14
82 Vargas, Anthony J	13	CSSC-FG	NT
83 Aguila, Jorge E	8	CSSC-FG	NT



2017 Coral Springs Open Invitational-CSSC-050717, S#: FGI050617CSSC-B12

Coral Springs Aquatic Complex

Psych Sheet

Event 26 ... (Boys 50 LC Meter Freestyle)

Name	Age	Team	Seed Time
84 Rattray, Kenneth P	10	CSSC-FG	NT
85 Albornoz, John	7	CSSC-FG	NT
86 Blotor, Russell A	12	CSSC-FG	NT
87 Tages, Gannen	16	CSSC-FG	NT
88 Ptak, Sebastian V	14	CSSC-FG	NT
89 Salvador, Fabian A	12	CSSC-FG	NT
90 Vilar, Nicolas C	13	CSSC-FG	NT
91 Cheng, Freddy E	14	CSSC-FG	NT
92 Narbonne, Cole T	13	CSSC-FG	NT
93 Lynch, Ryan F	13	CSSC-FG	NT
94 Lynch, John T	13	CSSC-FG	NT
95 Korb, Beckhem B	10	CSSC-FG	NT
96 Negron, Andre D	13	CSSC-FG	NT
97 Howard, Jordan A	16	CSSC-FG	NT
98 Pereira, Lucca T	14	CSSC-FG	NT
99 Faife, Leonardo	15	SAS-FG	NTY
100 Castro, Kyle R	9	HAT-FG	NT
101 Finger, Hayden A	9	HAT-FG	NT
102 Smith, Joshua L	10	HAT-FG	NT
103 Escobar, Daniel E	15	TSA-FG	NT
104 Gonzalez, Edgar	8	TSA-FG	NT
105 Ramos, Elian E	11	TSA-FG	NT
106 Mathurin, Darly	10	TSA-FG	NT
107 Vasquez, Matthew	10	TSA-FG	NT
108 Marzan, Noel R	11	TSA-FG	NT
109 Fratamico, Matteo	11	PST-FG	NT
110 Sanchez, Cesar A	9	PST-FG	NT
111 Guardia, Javier A	9	PST-FG	NT
112 Lewis-Charles, Giovanni J	9	PST-FG	NT
113 Escobar, Alex X	9	PST-FG	NT
114 Herek, Lorenzo C	10	PST-FG	NT
115 Silva Sordo, Christian R	12	HSC-FG	NT
116 Ruiz, Ilan D	14	YSF-FG	NT
117 Herrera, Alejandro	11	YSF-FG	NT

Event 27 Girls 100 LC Meter Breaststroke

Name	Age	Team	Seed Time
1:31.19	10&U	AAAA	
1:36.19	10&U	AAA	
1:41.29	10&U	AA	
1:46.29	10&U	A	
1:48.29	10&U	FGJO	
2:01.49	10&U	BB	
1:21.19	11-12	AAAA	
1:25.29	11-12	AAA	
1:29.29	11-12	AA	
1:33.39	11-12	A	
1:35.39	11-12	FGJO	
1:41.39	11-12	BB	
Name	Age	Team	Seed Time
1 Ham, Emme N	15	TSA-FG	1:20.94
2 Hepburn, Jamilah R	13	ORCA	1:20.95
3 Seniuta, Monika	13	SAS-FG	1:21.03
4 Jurado, Isabella	14	HSC-FG	1:24.76
5 Garcia, Giuliaanna	13	CSSC-FG	1:25.40
6 Dattile, Briana E	13	CSSC-FG	1:25.63
7 Bowe, Cecily S	14	TSA-FG	1:25.78
8 Miller, Lucy C	13	SAS-FG	1:26.63
9 Szakacs, Lydia C	15	SAS-FG	1:26.77
10 Mason, Olivia C	13	CSSC-FG	1:27.69
11 Hernandez, Brianna B	12	YSF-FG	1:29.04
12 Gonzalez, Shannelle	13	HSC-FG	1:29.35
13 Fajardo, Dominique	17	CSSC-FG	1:29.60
14 Miller, Erin G	12	SAS-FG	1:29.84
15 Taylor, Ebonie R	13	ORCA	1:29.98
16 Acosta, Claudia	14	HSC-FG	1:31.90
17 Carignan, Chloe F	15	CSSC-FG	1:32.50
18 Candido, Amber L	13	CSSC-FG	1:34.01
19 Smith, Megan R	12	PST-FG	1:35.53
20 Gibson, Alexia A	11	ORCA	1:35.87
21 Schimansky, Sarah A	14	CSSC-FG	1:36.33
22 Bannister, Lalinie D	13	TSA-FG	1:36.33
23 Laplant, Sara E	13	CSSC-FG	1:37.01
24 Meyer, Camryn E	10	TSA-FG	1:41.33
25 Ward, Payton A	12	CSSC-FG	1:41.44
26 Hockman, Madison P	12	CSSC-FG	1:44.70
27 Bagiotti, Julianne M	17	YSF-FG	1:45.95
28 Olson, Elisabeth G	12	CSSC-FG	1:46.16
29 Marshall, Ashanti R	13	ORCA	1:47.18
30 White, Katrina M	14	CSSC-FG	1:48.39
31 DeLuna, Gabriella S	10	YSF-FG	1:48.96
32 Bucaro, Marcela	12	TSA-FG	1:50.12
33 Brinkmann, Wynona P	11	HAT-FG	1:55.09
34 Maxwell, Reese A	11	CSSC-FG	2:03.24



2017 Coral Springs Open Invitational-CSSC-050717, S#: FGI050617CSSC-B12

Coral Springs Aquatic Complex

Psych Sheet

Event 27 ... (Girls 100 LC Meter Breaststroke)

Name	Age	Team	Seed Time
35 Rogers, Selah J	10	PST-FG	2:04.10
36 Mizrachi, Elleyah R	11	PST-FG	2:04.94
37 Guan, Selina	11	CSSC-FG	2:05.02
38 Didovic, Kayleigh	10	CSSC-FG	2:06.55
39 Lubarsky, Roni	11	CSSC-FG	2:07.14
40 Suther, Faith B	14	CSSC-FG	2:10.13
41 Bond, Mila I	10	CSSC-FG	2:14.49
42 Powell, Carolyn A	9	CSSC-FG	2:15.04
43 Voit, Catherine	12	CSSC-FG	2:17.67
44 Sare, Stefi A	11	SAS-FG	2:18.76
45 Hartung, Courtney L	12	CSSC-FG	NT
46 Schoenborn, Sammy B	9	CSSC-FG	NT
47 Chaison, Molly A	7	CSSC-FG	NT
48 Viola, Emma	9	CSSC-FG	NT
49 Veiga, Victoria N	15	CSSC-FG	NT
50 Lin, Emma Y	9	CSSC-FG	NT
51 Sapp, Bella N	12	CSSC-FG	NT
52 Rattray, Kyra	11	CSSC-FG	NT
53 Putney, Lindsay G	14	CSSC-FG	NT
54 Suther, Hope M	10	CSSC-FG	NT
55 Swack, Meaghan J	12	CSSC-FG	NT
56 Gilley, Contessa	9	CSSC-FG	NT
57 Pierce, Mielah S	10	CSSC-FG	NT
58 Kautz, Savannah S	10	CSSC-FG	NT
59 Popen, Grainne S	13	CSSC-FG	NT
60 Mahecha, Sammy Z	13	CSSC-FG	NT
61 Kaminietzky, Kiara	7	CSSC-FG	NT
62 Miller, Sara R	9	SAS-FG	NTY
63 Gonzalez, Brooke M	9	SAS-FG	NTY
64 Pitters-Hinds, Hartley	11	TSA-FG	NT
65 Benejam, Mariangel A	14	TSA-FG	NT
66 Holmes, Willow G	12	TSA-FG	NT
67 Quadri, Paloma R	16	TSA-FG	NT
68 Mitova, Ellie A	14	TSA-FG	NT
69 LaPietra, Rosalia G	9	PST-FG	NT
70 Huneau, Melina	10	PST-FG	NT
71 Bicerne, Amelie	9	YSF-FG	NT
72 Valente, Milena	10	YSF-FG	NT
73 Gonzalez, Izabella N	9	YSF-FG	NT
74 Block, Valerie A	13	CSSC-FG	NT
75 Schoen, Sydney D	14	CSSC-FG	NT

Event 28 Boys 100 LC Meter Breaststroke

Name	Age	Team	Seed Time
1:30.59	10&U	AAAA	
1:35.09	10&U	AAA	
1:39.59	10&U	AA	
1:44.19	10&U	A	
1:48.19	10&U	FGJO	
1:57.69	10&U	BB	
1:18.19	11-12	AAAA	
1:22.19	11-12	AAA	
1:26.29	11-12	AA	
1:30.39	11-12	A	
1:34.39	11-12	FGJO	
1:38.49	11-12	BB	
Name	Age	Team	Seed Time
1 Neely, Shawn W	14	ORCA	1:10.85
2 Bastian, Drew E	19	SAS-FG	1:13.08
3 Valdes, Victor M	13	HSC-FG	1:14.63
4 Savino, Gianni L	16	CSSC-FG	1:15.30
5 McCormick, Sam J	15	CSSC-FG	1:15.72
6 Avellaneda, Diego M	16	TSA-FG	1:16.47
7 Kocoglu, Kenan S	15	CSSC-FG	1:19.25
8 Blanco, David A	15	CSSC-FG	1:19.43
9 Meyer, Alexander I	14	TSA-FG	1:19.70
10 Bucaro, Luis P	16	TSA-FG	1:21.57
11 Homes, Santiago	15	YSF-FG	1:22.38
12 Franzino, Patrick J	15	CSSC-FG	1:23.45
13 Gentles, Deron A	16	TSA-FG	1:23.76
14 Quesada-Amor, Alexander J	15	HSC-FG	1:24.17
15 Ward, Wilson T	13	CSSC-FG	1:24.71
16 Tages, Gannen	16	CSSC-FG	1:25.73
17 Gonzalez, Brian N	13	CSSC-FG	1:29.00
18 Brander, Ryan J	13	CSSC-FG	1:29.81
19 Keung, Ethan O	14	UN-FG-FG	1:32.36
20 Pujula, Charles	12	HSC-FG	1:32.93
21 Geathers, Jayden A	13	TSA-FG	1:33.95
22 Quijada, Daniel	14	HSC-FG	1:36.09
23 Roach, Ethan M	14	SAS-FG	1:37.11
24 Aronsohn, Matthew C	12	SAS-FG	1:37.95
25 Quijada, Samuel E	14	HSC-FG	1:38.04
26 Parsotan, Veejay S	15	PST-FG	1:39.66
27 Williams, Owen N	10	HAT-FG	1:40.14
28 Reis, John M	16	YSF-FG	1:40.48
29 Olson, William P	13	CSSC-FG	1:40.83
30 McComie, Kenwyn E	13	TSA-FG	1:45.17
31 Keung, Nathan G	11	UN-FG-FG	1:45.55
32 Kibler, Ryan A	11	PST-FG	1:46.00
33 Lynch, Ryan F	13	CSSC-FG	1:47.90
34 Lynch, John T	13	CSSC-FG	1:48.51



2017 Coral Springs Open Invitational-CSSC-050717, S#: FGI050617CSSC-B12

Coral Springs Aquatic Complex

Psych Sheet

Event 28 ... (Boys 100 LC Meter Breaststroke)

Name	Age	Team	Seed Time
35 Opperman, Rafael M	12	TSA-FG	1:49.73
36 Badics, Cooper C	11	SAS-FG	1:55.16
37 Cajuste, Joshua J	12	TSA-FG	1:56.65
38 Keung, Sam	46	UN-FG-FG	1:57.79
39 Opperman, Lucas M	11	TSA-FG	2:02.35
40 Spiller, Aaron B	10	HAT-FG	2:07.49
41 Duarte, Sebastian	12	YSF-FG	2:12.46
42 Vargas, Anthony J	13	CSSC-FG	NT
43 Aguila, Jorge E	8	CSSC-FG	NT
44 Albornoz, John	7	CSSC-FG	NT
45 Blotor, Russell A	12	CSSC-FG	NT
46 Ptak, Sebastian V	14	CSSC-FG	NT
47 Salvador, Fabian A	12	CSSC-FG	NT
48 Cheng, Freddy E	14	CSSC-FG	NT
49 Howard, Jordan A	16	CSSC-FG	NT
50 Castro, Kyle R	9	HAT-FG	NT
51 Burkhalter, Bradley L	10	HAT-FG	NT
52 Finger, Hayden A	9	HAT-FG	NT
53 Smith, Joshua L	10	HAT-FG	NT
54 Overfelt, Billy C	12	TSA-FG	NT
55 Dawkins, Mekhi B	11	TSA-FG	NT
56 Martin, RJ J	12	TSA-FG	NT
57 Guardia, Javier A	9	PST-FG	NT
58 Herek, Lorenzo C	10	PST-FG	NT
59 Moreno, Luis E	13	HSC-FG	NT
60 Guio, Sebastian	9	YSF-FG	NT
61 Kim, Stephen	11	YSF-FG	NT
62 Johnson, Jacob M	13	YSF-FG	NT
63 Karachun, Matviy	9	YSF-FG	NT
64 Ruiz, Ilan D	14	YSF-FG	NT
65 Gonzalez, Felix A	10	YSF-FG	NT

8 Ham, Emme N	15	TSA-FG	NT
9 Ramirez, Isabella	14	TSA-FG	NT

Event 30 Boys 400 LC Meter IM

Name	Age	Team	Seed Time
5:22.59	11-12	AAAA	
5:37.99	11-12	AAA	
5:53.39	11-12	AA	
6:08.69	11-12	A	
6:08.69	11-12	FGJO	
6:39.39	11-12	BB	
1 Bucaro, Luis P	16	TSA-FG	5:03.97
2 Vasquez, Carlos	16	UN-TS-FG	5:08.29
3 Avellaneda, Diego M	16	TSA-FG	5:09.35
4 Cassidy, Padraic P	17	TSA-FG	5:10.71
5 Trimble, Gregory E	15	CSSC-FG	5:12.43
6 D'Avi, Jack	14	YSF-FG	5:22.28
7 Keung, Ethan O	14	UN-FG-FG	6:27.27
8 Grady, Steven A	14	PST-FG	NT
9 Declet, Andre R	14	PST-FG	NT

Event 29 Girls 400 LC Meter IM

5:29.79	11-12	AAAA	
5:45.49	11-12	AAA	
6:01.19	11-12	AA	
6:09.09	11-12	FGJO	
6:16.89	11-12	A	
6:48.29	11-12	BB	
Name	Age	Team	Seed Time
1 Fowler, Faith E	13	CSSC-FG	5:47.88
2 Miller, Lucy C	13	SAS-FG	5:48.06
3 Amon, Ashlynn	16	YSF-FG	5:55.20
4 McCormick, Riley E	12	CSSC-FG	6:02.45
5 Candido, Amber L	13	CSSC-FG	6:06.74
6 Olson, Elisabeth G	12	CSSC-FG	NT
7 Nordheim, Caroline K	14	SAS-FG	NTY

