

## 2017 Michael Lohberg Invitational-CSSC-061617, Sanction #: FGI061617CSSC-B14

## Coral Springs Aquatic Complex

## Results

## #1 Girls 11-12 200 Meter Back

FGC Open Rec: 2:22.96 2006 Lauren Driscoll

FGC Record: 2:22.96 2006 Lauren Driscoll

2:33.59 AAAA

2:40.89 AAA

2:48.19 AA

2:55.59 A

3:10.19 BB

Name	Age	Team	Finals Time
<b>A - Final</b>			
1 Gonzalez, Paola I	11	FFSC-FG	2:41.01 AA
2 Barnhardt, Rylie D	12	SFTL-FG	2:43.37 AA
3 Bonasera, Kaitlyn R	12	CSSC-FG	2:54.35 A
4 Kjaerulff, Victoria	11	ECAC-FG	2:55.60 BB
5 Holmes, Willow G	12	TSA-FG	2:56.41 BB
6 Rosa, Anna G	12	YSPB-FG	2:59.77 BB

## #1 Girls 11-12 200 Meter Back

FGC Open Rec: 2:22.96 2006 Lauren Driscoll

FGC Record: 2:22.96 2006 Lauren Driscoll

2:33.59 AAAA

2:40.89 AAA

2:48.19 AA

2:55.59 A

3:10.19 BB

Name	Age	Team	Prelim Time
<b>Preliminaries</b>			
1 Gonzalez, Paola I	11	FFSC-FG	2:43.53 qAA
2 Barnhardt, Rylie D	12	SFTL-FG	2:46.82 qAA
3 Rosa, Anna G	12	YSPB-FG	2:54.29 qA
4 Bonasera, Kaitlyn R	12	CSSC-FG	2:58.43 qBB
5 Holmes, Willow G	12	TSA-FG	3:00.14 qBB
6 Kjaerulff, Victoria	11	ECAC-FG	3:03.84 qBB
--- Pitters-Hinds, Hartley	11	TSA-FG	NS

## #2 Boys 11-12 200 Meter Back

FGC Open Rec: 2:10.74 2002 Andrew Davidson

FGC Record: 2:13.60 2017 Josh Zuchowski

2:30.59 AAAA

2:37.79 AAA

2:44.99 AA

2:52.19 A

3:06.49 BB

Name	Age	Team	Finals Time
<b>A - Final</b>			
1 Nordheim, Gregory A	12	SAS-FG	2:31.47 AAA
2 Kim, Stephen	11	YSF-FG	2:56.15 BB
3 Wolpers, Jack H	11	GYWD-CT	3:05.14 BB

## #2 Boys 11-12 200 Meter Back

FGC Open Rec: 2:10.74 2002 Andrew Davidson

FGC Record: 2:13.60 2017 Josh Zuchowski

2:30.59 AAAA

2:37.79 AAA

2:44.99 AA

2:52.19 A

3:06.49 BB

Name	Age	Team	Prelim Time
<b>Preliminaries</b>			
1 Nordheim, Gregory A	12	SAS-FG	2:34.24 qAAA
2 Kim, Stephen	11	YSF-FG	2:54.10 qBB
3 Wolpers, Jack H	11	GYWD-CT	3:06.27 qBB
--- Bishop, Hudson T	12	ECAC-FG	DQ
Did not finish on back			
--- Burunov, Vadim	12	HAFL-FG	NS

## #3 Girls 13-14 200 Meter Back

FGC Open Rec: 2:14.68 2007 Elizabeth Beisel

FGC Record: 2:14.76 1987 Stephanie Rosenthal

2:24.89 AAAA

2:31.79 AAA

2:38.69 AA

2:45.59 A

2:59.39 BB

Name	Age	Team	Finals Time
<b>A - Final</b>			
1 MacEachern, Paige N	14	ECAC-FG	2:28.71 AAA
2 Murphy, Megan M	13	ECAC-FG	2:31.53 AAA
3 Fowler, Faith E	13	CSSC-FG	2:32.88 AA
4 Miller, Lucy C	14	SAS-FG	2:36.94 AA

5 Kondratovitch, Ana	14	HSC-FG	2:36.97 AA
6 Mutschler, Faith	13	WOW-FG	2:37.78 AA
7 Hebert, Madelyn M	13	SAS-FG	2:38.75 A
8 Seniuta, Monika	13	SAS-FG	2:42.62 A

## #3 Girls 13-14 200 Meter Back

FGC Open Rec: 2:14.68 2007 Elizabeth Beisel

FGC Record: 2:14.76 1987 Stephanie Rosenthal

2:24.89 AAAA

2:31.79 AAA

2:38.69 AA

2:45.59 A

2:59.39 BB

Name	Age	Team	Prelim Time
<b>Preliminaries</b>			
1 Fowler, Faith E	13	CSSC-FG	2:33.34 qAA
2 MacEachern, Paige N	14	ECAC-FG	2:34.97 qAA
3 Kondratovitch, Ana	14	HSC-FG	2:35.60 qAA
4 Murphy, Megan M	13	ECAC-FG	2:36.64 qAA
5 Mutschler, Faith	13	WOW-FG	2:39.55 qA
6 Miller, Lucy C	14	SAS-FG	2:41.42 qA
7 Hebert, Madelyn M	13	SAS-FG	2:43.71 qA
8 Seniuta, Monika	13	SAS-FG	2:46.64 qBB
9 Weeter, Morgan O	13	MART-FG	2:48.41 BB
10 Johnson, Elizabeth A	14	SAS-FG	2:50.03 BB
11 Dennett, Amanda	14	ECAC-FG	2:52.45 BB
12 Ramirez, Isabella	14	TSA-FG	3:04.17
13 Maldonado, Francesc	14	GYWD-CT	3:04.94
14 Anderson, Greer L	13	GYWD-CT	3:07.39

## #4 Boys 13-14 200 Meter Back

FGC Open Rec: 2:04.06 2014 Michael Andrew

FGC Record: 2:08.40 2016 Elvis Kotikovski

2:16.99 AAAA

2:23.59 AAA

2:30.09 AA

2:36.59 A

2:49.69 BB

Name	Age	Team	Finals Time
<b>A - Final</b>			
1 D'Avi, Jack	14	YSF-FG	2:19.33 AAA
2 Roach, Ethan M	14	SAS-FG	2:20.28 AAA
3 Paz, Hector J	14	MACM-FG	2:22.52 AAA
4 Meissner, Max M	14	GYWD-CT	2:25.44 AA
5 Hewitt, Carter M	13	ECAC-FG	2:33.86 A



## 2017 Michael Lohberg Invitational-CSSC-061617, Sanction #: FGI061617CSSC-B14

## Coral Springs Aquatic Complex

## Results

## A - Final ... (#4 Boys 13-14 200 Meter Back)

6	Salas, Ricardo A	13 AZFL-FG	2:36.48	A
7	Lauzurique, Jason	14 FFSC-FG	2:37.58	BB
8	Lopez, Sebastian A	14 SDST-FG	2:49.92	

## #4 Boys 13-14 200 Meter Back

FGC Open Rec: 2:04.06 2014 Michael Andrew

FGC Record: 2:08.40 2016 Elvis Kotikovski

2:16.99 AAAA

2:23.59 AAA

2:30.09 AA

2:36.59 A

2:49.69 BB

Name	Age	Team	Prelim Time
<b>Preliminaries</b>			
1	Roach, Ethan M	14 SAS-FG	2:23.82 qAA
2	Paz, Hector J	14 MACM-FG	2:24.34 qAA
3	Meissner, Max M	14 GYWD-CT	2:25.09 qAA
4	D'Avi, Jack	14 YSF-FG	2:26.99 qAA
5	Salas, Ricardo A	13 AZFL-FG	2:35.79 qA
6	Lauzurique, Jason	14 FFSC-FG	2:36.15 qA
7	Hewitt, Carter M	13 ECAC-FG	2:43.69 qBB
8	Lopez, Sebastian A	14 SDST-FG	2:53.27 q

## #5 Girls 15&amp;O 200 Meter Back

2:55.59 BB

Name	Age	Team	Finals Time
<b>A - Final</b>			
1	Hazlett, Kate G	16 GYWD-CT	2:20.22 BB
2	Cummings, Madison	15 ECAC-FG	2:23.11 BB
3	Yu, Roxanne	20 CANE-FG	2:24.07 BB
4	Schimansky, Megan	17 CSSC-FG	2:29.27 BB
5	Scott, Samantha H	16 GYWD-CT	2:30.66 BB
6	Beltrano, Gabby J	15 SAS-FG	2:31.57 BB
7	Roque, Angelina	16 MACM-FG	2:31.89 BB
---	Fernandez, Gabriela	16 HSC-FG	NS

## #5 Girls 15&amp;O 200 Meter Back

2:55.59 BB

Name	Age	Team	Prelim Time
<b>Preliminaries</b>			
1	Yu, Roxanne	20 CANE-FG	2:24.61 qBB
2	Hazlett, Kate G	16 GYWD-CT	2:26.49 qBB
3	Cummings, Madison	15 ECAC-FG	2:29.76 qBB
4	Schimansky, Megan	17 CSSC-FG	2:30.19 qBB

5	Pereira, Kyna J	20 FIU-FG	2:33.03	qBB
6	Roque, Angelina	16 MACM-FG	2:34.41	qBB
7	Scott, Samantha H	16 GYWD-CT	2:35.32	qBB
8	Beltrano, Gabby J	15 SAS-FG	2:38.50	qBB
9	Koch, Ellie	15 YSF-FG	2:39.18	BB
10	Flynn, Ryan G	15 LLL-FG	2:41.57	BB
11	Fernandez, Gabriela	16 HSC-FG	2:44.12	BB
12	Salcedo, Daniela F	15 LLL-FG	2:46.33	BB
13	Riley, Elizabeth M	15 YSF-FG	2:46.82	BB
14	Tan, Ashley G	16 TSA-FG	2:49.06	BB
15	Cozad, Grace	18 UN-03-FG	2:49.74	BB
16	Perna, Sabrina I	17 FFSC-FG	2:55.14	BB
---	Barral, Annie M	18 FIU-FG		DQ
False start				
---	Mackler, Danni R	16 SAS-FG		NS

## #6 Boys 15&amp;O 200 Meter Back

2:41.39 BB

Name	Age	Team	Finals Time
<b>A - Final</b>			
1	Omana, Carlos T	24 MACM-FG	2:05.81 BB
2	Torres, John	16 FFSC-FG	2:08.69 BB
3	Sharp, Nick R	18 SAS-FG	2:11.50 BB
4	Barberena, Eisner A	22 AZFL-FG	2:13.27 BB
5	Rivero, Bryan O	15 HSC-FG	2:16.93 BB
6	Balbi, Joshua A	15 SAS-FG	2:17.06 BB
7	Bucaro, Luis P	16 TSA-FG	2:19.33 BB
8	Proctor, Noah J	16 MART-FG	2:19.38 BB

## #6 Boys 15&amp;O 200 Meter Back

2:41.39 BB

Name	Age	Team	Prelim Time
<b>Preliminaries</b>			
1	Omana, Carlos T	24 MACM-FG	2:10.88 qBB
2	Torres, John	16 FFSC-FG	2:11.40 qBB
3	Proctor, Noah J	16 MART-FG	2:16.05 qBB
4	Sharp, Nick R	18 SAS-FG	2:16.58 qBB
5	Barberena, Eisner A	22 AZFL-FG	2:16.62 qBB
6	Rivero, Bryan O	15 HSC-FG	2:17.37 qBB
7	Balbi, Joshua A	15 SAS-FG	2:17.90 qBB
8	Bucaro, Luis P	16 TSA-FG	2:20.61 qBB
9	Landi, Nick T	22 LLL-FG	2:21.16 BB
10	Montero, Nestor E	15 MACM-FG	2:22.30 BB
11	Abascal, Bernardo	19 AZFL-FG	2:22.69 BB

12	Rivero, Ruben A	16 UN-03-FG	2:25.24	BB
13	Rojas, Yender J	16 MACM-FG	2:25.59	BB
14	Lubian, George	17 FFSC-FG	2:26.43	BB
15	Marks, Connor M	15 CSSC-FG	2:28.69	BB
16	Kennedy, William T	17 LLL-FG	2:30.50	BB
17	McKeon, Andres A	15 CSSC-FG	2:33.08	BB
18	Valle, Ricardo	15 UN-05-FG	2:35.97	BB
19	Wootton, Jacob	16 WOW-FG	2:37.31	BB
20	Kirton, Toshi T	17 LLL-FG	2:40.76	BB
---	Marsal, Sebastian W	15 FFSC-FG		NS

## #7 Girls 10&amp;U 100 Meter Free

FGC Open Rec: 1:04.35 2014 Meghan Lynch

FGC Record: 1:03.85 2017 Erika Pelaez

1:09.69 AAAA

1:13.29 AAA

1:16.99 AA

1:20.59 A

1:31.49 BB

Name	Age	Team	Finals Time
<b>A - Final</b>			
1	Anton, Sidney	10 AZFL-FG	1:09.84 AAA
2	DeLuna, Gabriella S	10 YSF-FG	1:10.93 AAA
3	Meyer, Camryn E	10 TSA-FG	1:13.59 AA
4	Wong, Corina	10 MACM-FG	1:14.14 AA
5	Mantilla, Tania E	9 YSF-FG	1:15.54 AA
6	Ronie, Regan E	10 WOW-FG	1:17.03 A
7	Han, Miranda A	10 WOW-FG	1:17.61 A
8	Valle, Ariana	10 UN-05-FG	1:19.71 A

## #7 Girls 10&amp;U 100 Meter Free

FGC Open Rec: 1:04.35 2014 Meghan Lynch

FGC Record: 1:03.85 2017 Erika Pelaez

1:09.69 AAAA

1:13.29 AAA

1:16.99 AA

1:20.59 A

1:31.49 BB

Name	Age	Team	Prelim Time
<b>Preliminaries</b>			
1	DeLuna, Gabriella S	10 YSF-FG	1:12.77 qAAA
2	Anton, Sidney	10 AZFL-FG	1:13.26 qAAA
3	Wong, Corina	10 MACM-FG	1:15.24 qAA
4	Mantilla, Tania E	9 YSF-FG	1:15.61 qAA
5	Meyer, Camryn E	10 TSA-FG	1:16.64 qAA
6	Han, Miranda A	10 WOW-FG	1:17.50 qA



## 2017 Michael Lohberg Invitational-CSSC-061617, Sanction #: FGI061617CSSC-B14

## Coral Springs Aquatic Complex

## Results

## Preliminaries ... (#7 Girls 10&amp;U 100 Meter Free)

7	Valle, Ariana	10 UN-05-FG	1:18.04	qA
8	Ronie, Regan E	10 WOW-FG	1:18.11	qA
9	Manzano, Melanie E	10 LLL-FG	1:19.09	A
10	Schoenborn, Sammy	10 CSSC-FG	1:19.29	A
11	Olmo, Charly	10 CM-FG	1:19.50	A
12	Powell, Carolyn A	9 CSSC-FG	1:19.81	A
13	Montes, Mariana	9 CSSC-FG	1:19.98	A
14	Negrin, Paola	10 FFSC-FG	1:20.36	A
15	Avila, Gaby N	10 YSF-FG	1:20.78	BB
16	Guerrero, Mia S	10 AZFL-FG	1:21.15	BB
17	Guzzo, Bella V	9 ECAC-FG	1:21.87	BB
18	Martinez, Caitlin	10 ASF-FG	1:21.91	BB
19	Suarez, Rhanian G	10 CSSC-FG	1:21.94	BB
20	Virto, Maia	10 AZFL-FG	1:22.18	BB
21	Perez, Isabella M	10 CSSC-FG	1:22.44	BB
22	Mogul, Iris I	10 CANE-FG	1:23.44	BB
23	Herman, Olivia G	9 ECAC-FG	1:23.50	BB
24	Megyeri, Lilla	10 CSSC-FG	1:24.43	BB
25	Gonzalez, Brooke M	9 SAS-FG	1:24.45	BB
26	Solis, Natasha J	9 CM-FG	1:24.61	BB
27	Bean, Brittany L	10 CSSC-FG	1:24.82	BB
28	Pelayes, Mercedes	10 SDST-FG	1:24.91	BB
29	Ocasio, Mackenzie E	10 YSPB-FG	1:26.44	BB
30	Nieto, Vivean S	10 CM-FG	1:26.81	BB
31	Gonzalez, Izabella N	9 YSF-FG	1:26.93	BB
32	Foster, Valentina	9 AZFL-FG	1:27.09	BB
33	Meserole, Gabriella	10 YSPB-FG	1:27.69	BB
34	Gammons, Avery A	8 LLL-FG	1:28.00	BB
35	Lopez, Rocio	10 MACM-FG	1:28.74	BB
36	Allan, Savannah J	10 ECAC-FG	1:29.33	BB
37	Gil, Alejandra	9 CSSC-FG	1:29.39	BB
38	Idler, Sahara	9 MACM-FG	1:30.38	BB
39	Krull, Allison D	9 LLL-FG	1:33.10	
40	Ruiz, Anett	9 MACM-FG	1:35.24	
41	Gammons, Addison I	10 LLL-FG	1:37.25	
---	Hurwitz, Alera J	8 WOW-FG		NS
---	Didovic, Kayleigh	10 CSSC-FG		NS
---	Marino, Franchesca I	10 YSF-FG		NS

## #8 Boys 10&amp;U 100 Meter Free

**FGC Open Rec:** 1:03.99 2016 Kaii Winkler  
**FGC Record:** 1:03.99 2016 Kaii Winkler  
 1:09.49 AAAA  
 1:12.99 AAA  
 1:16.49 AA  
 1:19.89 A  
 1:30.29 BB

Name	Age	Team	Finals Time
------	-----	------	-------------

## A - Final

1	Bailey, Lucas A	10 ECAC-FG	1:07.13	AAAA
2	Gonzalez, George G	9 FFSC-FG	1:08.40	AAAA
3	Lezcano, Julian M	10 MACM-FG	1:12.79	AAA
4	Domokos-Murphy, W	8 SAS-FG	1:14.51	AA
5	Kjaerulff, Marcus	9 ECAC-FG	1:14.66	AA
6	White, Oscar	10 HAFL-FG	1:18.09	A
7	Ferguson, Dylan C	10 FFSC-FG	1:18.13	A
8	Lopez-Casula, Leona	9 HSC-FG	1:18.59	A

## #8 Boys 10&amp;U 100 Meter Free

**FGC Open Rec:** 1:03.99 2016 Kaii Winkler  
**FGC Record:** 1:03.99 2016 Kaii Winkler  
 1:09.49 AAAA  
 1:12.99 AAA  
 1:16.49 AA  
 1:19.89 A  
 1:30.29 BB

Name	Age	Team	Prelim Time
------	-----	------	-------------

## Preliminaries

1	Bailey, Lucas A	10 ECAC-FG	1:09.60	qAAA
2	Gonzalez, George G	9 FFSC-FG	1:11.78	qAAA
3	Lezcano, Julian M	10 MACM-FG	1:13.49	qAA
4	Domokos-Murphy, W	8 SAS-FG	1:15.53	qAA
5	Ferguson, Dylan C	10 FFSC-FG	1:16.96	qA
6	Sharp, Antoine J	9 LLL-FG	1:17.67	qA
7	Lopez-Casula, Leona	9 HSC-FG	1:17.68	qA
8	White, Oscar	10 HAFL-FG	1:18.57	qA
9	Kjaerulff, Marcus	9 ECAC-FG	1:20.07	BB
10	Merrill, Luke D	10 GYWD-CT	1:20.30	BB
11	Guio, Sebastian	9 YSF-FG	1:20.51	BB
12	Balade, Nahuel A	10 CM-FG	1:22.74	BB
13	Karachun, Matviy	9 YSF-FG	1:23.23	BB
14	Kaufate, Jorge	10 SDST-FG	1:24.53	BB
15	Torres-Torres, Axel C	10 FFSC-FG	1:24.94	BB

16	Lagos, Carlos	10 YSPB-FG	1:25.92	BB
17	Osorio, Alejandro	9 AZFL-FG	1:26.48	BB
---	Romano, Nicolo P	10 HAFL-FG		NS
---	Amodio, Matthew G	10 WOW-FG		NS
---	Contreras, Sebastian	9 UN-05-FG		NS
---	Brisco, Riley J	10 LLL-FG		NS

## #9 Girls 11-12 100 Meter Free

**FGC Open Rec:** 59.29 2016 Meghan Lynch  
**FGC Record:** 59.04 2014 Andrea Santander  
 1:03.39 AAAA  
 1:06.39 AAA  
 1:09.39 AA  
 1:12.49 A  
 1:18.49 BB

Name	Age	Team	Finals Time
------	-----	------	-------------

## A - Final

1	Lopez-Diaz, Emily	12 YSF-FG	1:03.72	AAA
2	Sierra, Micaela	12 CSSC-FG	1:03.86	AAA
3	Miller, Erin G	12 SAS-FG	1:05.02	AAA
4	McCormick, Riley E	12 CSSC-FG	1:05.30	AAA
5	Lilienthal, Rachel	12 ECAC-FG	1:06.18	AAA
6	Edwards, Daphne M	12 GYWD-CT	1:06.19	AAA
7	Robertson, Emily R	12 CSSC-FG	1:06.49	AA
8	Bellardi, Nicole A	12 AZFL-FG	1:07.98	AA

## #9 Girls 11-12 100 Meter Free

**FGC Open Rec:** 59.29 2016 Meghan Lynch  
**FGC Record:** 59.04 2014 Andrea Santander  
 1:03.39 AAAA  
 1:06.39 AAA  
 1:09.39 AA  
 1:12.49 A  
 1:18.49 BB

Name	Age	Team	Prelim Time
------	-----	------	-------------

## Preliminaries

1	Sierra, Micaela	12 CSSC-FG	1:05.45	qAAA
2	Miller, Erin G	12 SAS-FG	1:06.15	qAAA
3	Lilienthal, Rachel	12 ECAC-FG	1:06.45	qAA
4	Edwards, Daphne M	12 GYWD-CT	1:06.52	qAA
5	Lopez-Diaz, Emily	12 YSF-FG	1:06.98	qAA
6	McCormick, Riley E	12 CSSC-FG	1:07.44	qAA
7	Bellardi, Nicole A	12 AZFL-FG	1:07.92	qAA
8	Robertson, Emily R	12 CSSC-FG	1:07.94	qAA
9	Ruggiere, Kai K	12 ECAC-FG	1:09.19	AA



## 2017 Michael Lohberg Invitational-CSSC-061617, Sanction #: FGI061617CSSC-B14

## Coral Springs Aquatic Complex

## Results

## Preliminaries ... (#9 Girls 11-12 100 Meter Free)

10 Sharp, Angelina J	12 LLL-FG	1:09.54	A
11 Hebert, Maci M	11 SAS-FG	1:09.91	A
12 Araujo, Rafaela S	12 AZFL-FG	1:10.74	A
13 McCranie, Julianne	11 AZFL-FG	1:11.22	A
14 Ward, Payton A	12 CSSC-FG	1:11.27	A
15 Nordheim, Katherine	12 SAS-FG	1:11.31	A
16 Frazier, Sara M	12 FFSC-FG	1:11.74	A
17 Bucaro, Marcela	12 TSA-FG	1:11.80	A
18 Kjaerulff, Victoria	11 ECAC-FG	1:11.89	A
19 Fothergill, Karoline	12 AZFL-FG	1:12.32	A
20 Pitters-Hinds, Hartley	11 TSA-FG	1:12.60	BB
21 Garcia, Camila	11 YSPB-FG	1:12.81	BB
22 Ginestra, Isabella	11 YSF-FG	1:13.62	BB
23 Anderson, Hadleigh	12 MART-FG	1:13.66	BB
24 Olson, Elisabeth G	12 CSSC-FG	1:13.69	BB
25 Grubbs, Sophia A	12 FFSC-FG	1:13.83	BB
26 James, Madi G	12 FFSC-FG	1:14.22	BB
27 Wood, Breanna N	11 SAS-FG	1:14.24	BB
28 Hockman, Madison F	12 CSSC-FG	1:14.69	BB
29 Rosa, Anna G	12 YSPB-FG	1:14.77	BB
30 Baucells, Angelina	11 FFSC-FG	1:14.78	BB
31 Holmes, Willow G	12 TSA-FG	1:15.42	BB
32 Sapp, Bella N	12 CSSC-FG	1:15.93	BB
33 Yonamine, Nina	12 AZFL-FG	1:17.12	BB
34 Fronimakis-Liu, Julia	12 YSF-FG	1:17.68	BB
35 Loomis, Amanda	12 ECAC-FG	1:17.87	BB
36 Eaton, Emily G	11 ECAC-FG	1:19.98	
37 Salcedo, Sara F	12 LLL-FG	1:20.73	
38 Rosano Sam, Anaver	11 CM-FG	1:20.86	
39 Volot, Maya	12 LLL-FG	1:25.14	
--- Marino, Yazmin A	12 YSF-FG		NS
--- Parra, Laura V	11 CM-FG		NS

## #10 Boys 11-12 100 Meter Free

**FGC Open Rec:** 56.65 2011 Julien Pinon  
**FGC Record:** 56.65 2011 Julien Pinon  
**1:01.09** AAAA  
**1:03.99** AAA  
**1:06.99** AA  
**1:09.89** A  
**1:15.69** BB

Name	Age	Team	Finals Time
------	-----	------	-------------

## A - Final

1 Pujula, Charles	12 HSC-FG	1:01.47	AAA
2 Bishop, Hudson T	12 ECAC-FG	1:01.80	AAA
3 Lopez-Casula, Marcc	12 HSC-FG	1:03.92	AAA
4 Nordheim, Gregory A	12 SAS-FG	1:04.90	AA
5 Yost, David S	12 ECAC-FG	1:05.11	AA
6 Osorio, Carlos M	12 CM-FG	1:08.13	A
7 Foulds, Chase D	12 ECAC-FG	1:09.29	A
8 Balbi, Diego N	11 SAS-FG	1:10.10	BB

## #10 Boys 11-12 100 Meter Free

**FGC Open Rec:** 56.65 2011 Julien Pinon  
**FGC Record:** 56.65 2011 Julien Pinon  
**1:01.09** AAAA  
**1:03.99** AAA  
**1:06.99** AA  
**1:09.89** A  
**1:15.69** BB

Name	Age	Team	Prelim Time
------	-----	------	-------------

## Preliminaries

1 Bishop, Hudson T	12 ECAC-FG	1:03.54	qAAA
2 Pujula, Charles	12 HSC-FG	1:03.55	qAAA
3 Nordheim, Gregory A	12 SAS-FG	1:05.62	qAA
4 Yost, David S	12 ECAC-FG	1:05.78	qAA
5 Lopez-Casula, Marcc	12 HSC-FG	1:06.10	qAA
6 Osorio, Carlos M	12 CM-FG	1:09.59	qA
7 Balbi, Diego N	11 SAS-FG	1:10.83	qBB
8 Foulds, Chase D	12 ECAC-FG	1:11.40	qBB
9 Opperman, Rafael M	12 TSA-FG	1:11.41	BB
10 Marri, Rithvik R	11 YSF-FG	1:11.76	BB
11 Aronsohn, Matthew C	12 SAS-FG	1:11.97	BB
12 Alvarez, Alejandro	12 CSSC-FG	1:12.29	BB
13 Teran, Andres E	11 AZFL-FG	1:12.79	BB
14 Aleman, Liam D	11 ECAC-FG	1:13.11	BB
15 Palacios, Ruben D	12 CM-FG	1:13.26	BB

16 Cajuste, Joshua J	12 TSA-FG	1:14.69	BB
17 Rivas, Fabio A	11 HSC-FG	1:14.75	BB
18 Patel, Yug	11 ECAC-FG	1:14.79	BB
19 Rios, Oscar R	12 CM-FG	1:15.01	BB
20 Patel, Yash N	12 ECAC-FG	1:17.03	
21 Martin, RJ J	12 TSA-FG	1:17.23	
22 Wolpers, Jack H	11 GYWD-CT	1:17.48	
23 Wingold, Charles R	12 HAFL-FG	1:18.37	
24 Losada Herrera, Seba	11 MACM-FG	1:21.25	
25 Villarroel, Daniel	11 MACM-FG	1:22.61	
--- Leon, Leonardo	12 CM-FG		NS
--- Cabrera, Ernesto	12 MACM-FG		NS

## #11 Girls 13-14 100 Meter Free

**FGC Open Rec:** 56.62 2009 Lindsey McKnight  
**FGC Record:** 56.62 2009 Lindsey McKnight  
**1:00.89** AAAA  
**1:03.79** AAA  
**1:06.69** AA  
**1:09.59** A  
**1:15.39** BB

Name	Age	Team	Finals Time
------	-----	------	-------------

## A - Final

1 Murphy, Megan M	13 ECAC-FG	1:01.60	AAA
2 Roque, Anelis	14 MACM-FG	1:01.65	AAA
3 Miller, Lucy C	14 SAS-FG	1:03.22	AAA
4 Aguilar, Nicole E	13 WOW-FG	1:03.31	AAA
5 Gonzalez, Shannelle	14 HSC-FG	1:04.08	AA
6 Mason, Olivia C	14 CSSC-FG	1:04.21	AA
7 Kondratovitch, Ana	14 HSC-FG	1:04.36	AA
--- Trieschmann, Emily	13 SAS-FG		DQ

False start

## #11 Girls 13-14 100 Meter Free

**FGC Open Rec:** 56.62 2009 Lindsey McKnight  
**FGC Record:** 56.62 2009 Lindsey McKnight  
**1:00.89** AAAA  
**1:03.79** AAA  
**1:06.69** AA  
**1:09.59** A  
**1:15.39** BB

Name	Age	Team	Prelim Time
------	-----	------	-------------

## Preliminaries

1 Trieschmann, Emily	13 SAS-FG	1:01.17	qAAA
2 Roque, Anelis	14 MACM-FG	1:02.46	qAAA
3 Miller, Lucy C	14 SAS-FG	1:03.33	qAAA



2017 Michael Lohberg Invitational-CSSC-061617, Sanction #: FGI061617CSSC-B14

Coral Springs Aquatic Complex

Results

**Preliminaries ... (#11 Girls 13-14 100 Meter Free)**

4	Gonzalez, Shannelle	14 HSC-FG	1:03.34	qAAA
5	Kondratovitch, Ana	14 HSC-FG	1:03.39	qAAA
6	Aguilar, Nicole E	13 WOW-FG	1:04.17	qAA
7	Murphy, Megan M	13 ECAC-FG	1:04.55	qAA
8	Mason, Olivia C	14 CSSC-FG	1:04.81	qAA
9	Nordheim, Caroline I	14 SAS-FG	1:04.93	AA
10	Ravelo, Iliana	14 ASC-FG	1:05.08	AA
11	Fowler, Faith E	13 CSSC-FG	1:05.39	AA
12	Diaz, Natalie	14 LLL-FG	1:06.06	AA
13	Avedisian, Michaela	14 ECAC-FG	1:06.22	AA
14	Johnson, Elizabeth A	14 SAS-FG	1:07.27	A
15	Farias, Ysabella R	13 ASC-FG	1:07.38	A
16	Manrique, Karina	13 YSF-FG	1:07.56	A
17	Lanahan, Lydia R	13 CSSC-FG	1:07.62	A
18	Dattile, Briana E	13 CSSC-FG	1:07.92	A
19	Schimansky, Sarah A	14 CSSC-FG	1:07.93	A
20	Dennett, Amanda	14 ECAC-FG	1:08.05	A
21	Allan, Sarah J	13 ECAC-FG	1:09.12	A
22	Ruiz, Alexandra	14 YSF-FG	1:09.15	A
23	Kirie, Maya K	13 ECAC-FG	1:09.41	A
24	Barrios, Sofia	13 CSSC-FG	1:09.54	A
25	Torres, Lolagrace	13 LLL-FG	1:09.69	BB
26	Campos, Odezza C	13 WOW-FG	1:10.11	BB
27	Balade, Valentina A	13 CM-FG	1:10.31	BB
28	Ramirez, Isabella	14 TSA-FG	1:11.25	BB
29	Jorge, Daniela	14 MACM-FG	1:11.89	BB
30	Fors, Helen	13 HSC-FG	1:12.05	BB
31	Stegall, Maddison M	13 LLL-FG	1:12.60	BB
32	Maikkula, Lily G	14 LLL-FG	1:12.86	BB
33	Soriano, Hailey	13 CM-FG	1:13.17	BB
34	Monroy, Stephanie	14 CM-FG	1:13.19	BB
35	Adia, Isabella I	13 SAS-FG	1:13.25	BB
36	Orellana, Carla P	14 CM-FG	1:13.54	BB
37	Scognamillo, Jenna N	13 LLL-FG	1:13.82	BB
38	Nieto, Antonella V	13 CM-FG	1:14.13	BB
39	Flynn, Hope B	13 LLL-FG	1:14.37	BB
40	Weech, Kennedy L	13 LLL-FG	1:15.08	BB
41	Klapper, Guilia f	13 PAQ-FG	1:15.27	BB
42	Dearen, Marli G	14 CSSC-FG	1:15.33	BB
43	Suglio, Lauren N	13 CSSC-FG	1:15.94	BB
44	Maldonado, Francesc	14 GYWD-CT	1:16.21	BB
45	Roy, Payton A	14 LLL-FG	1:16.75	BB
46	Luna, Mia	14 LLL-FG	1:17.11	BB

---	Wells, Hailey I	13 CSSC-FG	NS
---	Bowe, Cecily S	14 TSA-FG	NS
---	Burgos, Maria A	14 YSF-FG	NS
---	Bush, Amelia	14 HAFL-FG	NS
---	Juodzevicius, Abby R	14 CM-FG	NS
---	Ferraro, Sophia	13 AZFL-FG	NS
---	Berrios, Vania	13 UN-07-FG	NS
---	Nagy, Ashley J	13 CSSC-FG	NS

**#12 Boys 13-14 100 Meter Free**

**FGC Open Rec: 51.30 2014 Michael Andrew**

**FGC Record: 53.50 2009 Daniel Spas**

56.59 AAAA  
59.29 AAA  
1:01.99 AA  
1:04.59 A  
1:09.99 BB

Name	Age	Team	Finals Time
------	-----	------	-------------

**A - Final**

1	Tarafa, Matthew A	13 HSC-FG	56.79	AAA
2	Hazlett, Alexander S	13 GYWD-CT	57.35	AAA
3	Meyer, Alexander I	14 TSA-FG	57.92	AAA
4	Roach, Ethan M	14 SAS-FG	58.33	AAA
5	Moldovanu, Philip	13 WOW-FG	59.28	AAA
6	Ramos, Daniel A	14 MACM-FG	59.35	AA
7	Aran, Grant A	14 CSSC-FG	59.40	AA
8	Valdes, Victor M	13 HSC-FG	1:02.90	A

**#12 Boys 13-14 100 Meter Free**

**FGC Open Rec: 51.30 2014 Michael Andrew**

**FGC Record: 53.50 2009 Daniel Spas**

56.59 AAAA  
59.29 AAA  
1:01.99 AA  
1:04.59 A  
1:09.99 BB

Name	Age	Team	Prelim Time
------	-----	------	-------------

**Preliminaries**

1	Hazlett, Alexander S	13 GYWD-CT	57.69	qAAA
2	Tarafa, Matthew A	13 HSC-FG	57.97	qAAA
3	Meyer, Alexander I	14 TSA-FG	58.28	qAAA
4	Roach, Ethan M	14 SAS-FG	58.90	qAAA
5	Moldovanu, Philip	13 WOW-FG	1:00.15	qAA
6	Branzell, Reese S	14 LLL-FG	1:00.18	qAA
7	Aran, Grant A	14 CSSC-FG	1:00.34	qAA
8	Ramos, Daniel A	14 MACM-FG	1:00.73	qAA

9	Valdes, Victor M	13 HSC-FG	1:01.32	AA
10	Nguyen, Ricky	14 FFSC-FG	1:01.39	AA
11	Lopez, Jorge A	13 MACM-FG	1:01.89	AA
12	Nordheim, Ryan E	14 SAS-FG	1:02.27	A
13	Fermayer, Max	13 AZFL-FG	1:02.82	A
14	Hewitt, Carter M	13 ECAC-FG	1:02.83	A
15	Lopez, Jesus M	14 YSF-FG	1:02.87	A
16	Bonasera, Jason N	14 CSSC-FG	1:03.16	A
17	Rodriguez, Nick	13 MACM-FG	1:03.23	A
18	Gabalton, Matias	14 MACM-FG	1:03.39	A
19	Efimov, Niki	13 UN-01-FG	1:03.51	A
20	Lauzurique, Jason	14 FFSC-FG	1:03.75	A
21	Marrero, Javier	14 FFSC-FG	1:03.79	A
22	Puller, Maximus W	13 CANE-FG	1:03.81	A
23	Lezcano, Carlos R	13 MACM-FG	1:03.90	A
24	Sanchez, Andres	13 UN-05-FG	1:03.98	A
25	Pacheco, Sebastian A	13 MACM-FG	1:04.24	A
26	Louis-Jeune, Darion	13 CSSC-FG	1:05.05	BB
27	Neidert, Carson T	13 ECAC-FG	1:05.15	BB
28	Geathers, Jayden A	14 TSA-FG	1:05.45	BB
29	Veccio, Carlos	13 MACM-FG	1:05.72	BB
30	Forde, Yohance J	13 CANE-FG	1:05.84	BB
31	Moreno, Luis E	13 HSC-FG	1:06.00	BB
32	Schwartz, Benjamin I	14 SAS-FG	1:06.22	BB
33	Manzano, Matthew	13 LLL-FG	1:06.60	BB
34	Gomez del Campo, B	14 YSF-FG	1:06.63	BB
35	Pereira, Lucca T	14 CSSC-FG	1:07.18	BB
36	Figueroa, Diego D	14 MACM-FG	1:07.46	BB
37	Lopez, Sebastian A	14 SDST-FG	1:08.09	BB
38	Simms, Brandon	14 YSPB-FG	1:08.10	BB
39	Zientek, Ivan	14 MACM-FG	1:08.55	BB
40	Marval, Simon	14 SDST-FG	1:08.67	BB
41	Cheng, Freddy E	14 CSSC-FG	1:08.84	BB
42	Lopez, Diego J	13 ECAC-FG	1:08.95	BB
43	Palacios, Alexis D	14 CM-FG	1:09.05	BB
44	Vilar, Nicolas C	13 CSSC-FG	1:09.79	BB
45	Marin, Emilio A	14 MACM-FG	1:09.84	BB
46	Kasztner, Kyle T	15 PAQ-FG	1:09.92	BB
47	Nogueira, Joao	13 AZFL-FG	1:10.60	BB
48	Veccio, Dylan	13 MACM-FG	1:12.59	BB
49	McComie, Kenwyn E	14 TSA-FG	1:13.93	BB
---	Quijada, Daniel	14 HSC-FG	DQ	
	False start			
---	Lee, Han	14 WOW-FG	NS	
---	Norris, Byron R	14 CANE-FG	NS	





## 2017 Michael Lohberg Invitational-CSSC-061617, Sanction #: FGI061617CSSC-B14

## Coral Springs Aquatic Complex

## Results

## #13 Girls 15&amp;O 100 Meter Free

1:13.59 BB

Name	Age	Team	Finals Time	
<b>A - Final</b>				
1 Viguiet, Manon	18	CANE-FG	58.08	BB
2 Hernandez, Daniela M	21	AZFL-FG	58.76	BB
3 Hazlett, Kate G	16	GYWD-CT	58.91	BB
4 Sizemore, Sloan M	17	MART-FG	59.31	BB
5 Noya, Arianna	20	MACM-FG	59.86	BB
6 Cummings, Madison	15	ECAC-FG	59.99	BB
7 Capalbo, Solana B	15	AZFL-FG	1:00.28	BB
8 Merrill, Julia G	16	GYWD-CT	1:01.90	BB

## #13 Girls 15&amp;O 100 Meter Free

1:13.59 BB

Name	Age	Team	Prelim Time	
<b>Preliminaries</b>				
1 Viguiet, Manon	18	CANE-FG	58.87	qBB
2 Hernandez, Daniela M	21	AZFL-FG	59.64	qBB
3 Sizemore, Sloan M	17	MART-FG	1:00.16	qBB
4 Capalbo, Solana B	15	AZFL-FG	1:00.75	qBB
5 Noya, Arianna	20	MACM-FG	1:01.01	qBB
6 Pereira, Kyna J	20	FIU-FG	1:01.22	qBB
7 Merrill, Julia G	16	GYWD-CT	1:01.38	qBB
8 Cummings, Madison	15	ECAC-FG	1:01.55	qBB
9 Hazlett, Kate G	16	GYWD-CT	1:01.62	BB
10 Hernandez, Stephanie	18	MACM-FG	1:02.02	BB
11 Trieschmann, Hannal	17	SAS-FG	1:02.05	BB
12 Musleh, Lydia A	20	PAQ-FG	1:02.36	BB
13 Biro, Delaney P	15	CSSC-FG	1:02.61	BB
14 Yu, Roxanne	20	CANE-FG	1:02.62	BB
15 Kyriakidis, Annie	18	CANE-FG	1:03.18	BB
16 Smith, Matea M	15	TSA-FG	1:03.41	BB
17 Scott, Samantha H	16	GYWD-CT	1:03.47	BB
18 Koch, Ellie	15	YSF-FG	1:03.74	BB
19 Hunnewell, Nicole J	19	FIU-FG	1:03.76	BB
20 Riley, Elizabeth M	15	YSF-FG	1:03.99	BB
21 Tague, Erin S	16	LLL-FG	1:04.15	BB
22 Bernal, Barbara	18	AZFL-FG	1:04.50	BB
23 Lopez, Maria A	20	FIU-FG	1:04.58	BB
24 Phillips, Lacy F	18	ECAC-FG	1:04.63	BB
25 Rodriguez, Caroline	15	ASC-FG	1:04.84	BB
26 Soive, Natalie M	18	SAS-FG	1:05.08	BB
27 Kim, Daniela	16	YSF-FG	1:05.62	BB

28 Abovitz, Zoe C	16	AZFL-FG	1:05.64	BB
29 Sequera, Stephanie C	17	MACM-FG	1:05.65	BB
30 Salcedo, Daniela F	15	LLL-FG	1:05.73	BB
31 Brisco, Dakota J	15	LLL-FG	1:05.80	BB
32 Phillips, Mary Reaga	16	ECAC-FG	1:06.14	BB
33 Rios, Valentina	16	FFSC-FG	1:06.16	BB
34 Beltrano, Gabby J	15	SAS-FG	1:06.57	BB
35 Flynn, Ryan G	15	LLL-FG	1:07.27	BB
36 Abair, Shauna N	16	ECAC-FG	1:07.39	BB
37 Colon, Annabelle V	16	FFSC-FG	1:07.58	BB
38 Finks, Madelene G	17	ECAC-FG	1:08.19	BB
39 Carignan, Chloe F	15	CSSC-FG	1:08.63	BB
40 Cozad, Grace	18	UN-03-FG	1:09.02	BB
41 Perdomo, Patricia E	15	AZFL-FG	1:09.04	BB
42 Perna, Sabrina I	17	FFSC-FG	1:09.13	BB
43 Tan, Ashley G	16	TSA-FG	1:09.75	BB
44 Ham, Emme N	15	TSA-FG	1:10.48	BB
45 Marrero, Cynthia	15	ASC-FG	1:10.77	BB
46 Borges, Diana	15	MACM-FG	1:11.10	BB
47 Szakacs, Lydia C	15	SAS-FG	1:12.19	BB
48 Feiler, Sarah N	16	FFSC-FG	1:13.44	BB
49 Nemeth, Emese g	16	PAQ-FG	1:13.65	
50 Leal, Dariam A	16	FFSC-FG	1:14.28	
51 Quadri, Paloma R	16	TSA-FG	1:14.65	
52 Nemanic, Grace A	16	CSSC-FG	1:15.09	
53 Mitova, Ellie A	15	TSA-FG	1:16.82	
--- Christmas, Kassie B	17	LLL-FG		DQ
Swam under water more than 15 meters after start or turn				
--- Barral, Annie M	18	FIU-FG		NS
--- Paez, Isabella	21	MACM-FG		NS
--- Restrepo, Alexa	18	ASC-FG		NS
--- Pinto, Andreina D	25	MACM-FG		NS
--- Temperino, Eriana L	16	ECAC-FG		NS
--- Mackler, Danni R	16	SAS-FG		NS
--- Romero, Augustina F	17	WOW-FG		NS

## #14 Boys 15&amp;O 100 Meter Free

1:07.09 BB

Name	Age	Team	Finals Time	
<b>A - Final</b>				
1 Lavado, Marcos A	25	AZFL-FG	51.26	BB
2 Hoost, Irvin M	18	MACM-FG	52.59	BB
3 Fungairino, Aitor S	16	MACM-FG	53.01	BB
4 Madeira, Miguel M	20	MACM-FG	53.37	BB
5 Iturbe, Julian Enrique	17	AZFL-FG	53.42	BB
6 Machado, Diego	16	TSA-FG	54.48	BB

7 Omana, Carlos T	24	MACM-FG	55.27	BB
8 Faucher, Diego	18	MACM-FG	57.14	BB

## #14 Boys 15&amp;O 100 Meter Free

1:07.09 BB

Name	Age	Team	Prelim Time	
<b>Preliminaries</b>				
1 Borgen, Runar	23	PAQ-FG	52.07	qBB
2 Lavado, Marcos A	25	AZFL-FG	52.23	qBB
3 Fungairino, Aitor S	16	MACM-FG	53.27	qBB
4 Hoost, Irvin M	18	MACM-FG	53.47	qBB
5 Madeira, Miguel M	20	MACM-FG	53.82	qBB
6 Iturbe, Julian Enrique	17	AZFL-FG	53.91	qBB
7 Arrieta, Alex A	19	MACM-FG	54.12	qBB
8 Machado, Diego	16	TSA-FG	54.46	qBB
9 Faucher, Diego	18	MACM-FG	54.52	BB
10 Omana, Carlos T	24	MACM-FG	54.76	BB
11 Aguilar, Adrian	16	MACM-FG	54.79	BB
12 Lares, Andres A	17	AZFL-FG	54.88	BB
13 Pappé, Alfred H	22	MACM-FG	54.96	BB
14 Perez, Jhonny J	19	UN-05-FG	54.98	BB
*15 Torres, Daniel G	26	UN-05-FG	55.25	BB
*15 DiMatteo, Kyle E	16	LLL-FG	55.25	BB
17 Albany, Miller M	17	PAQ-FG	55.49	BB
18 Barberena, Eisner A	22	AZFL-FG	56.00	BB
19 Aimable, Steven	17	UN-05-FG	56.10	BB
20 Ho, Ted N	16	ECAC-FG	56.11	BB
21 Wong, Andres	15	MACM-FG	56.14	BB
22 Espinoza, Gregory A	17	MACM-FG	56.17	BB
23 Hernandez, Kalvin S	16	CSSC-FG	56.29	BB
24 Moya, Adrian	18	MACM-FG	56.45	BB
25 Diaz, Adan	18	AZFL-FG	56.49	BB
26 McKeon, Andres A	15	CSSC-FG	56.54	BB
27 Ramirez, Juan	18	MACM-FG	56.57	BB
28 Marin, Hugo E	17	MACM-FG	56.70	BB
29 Dworet, Nicholas P	17	TSA-FG	56.71	BB
30 Matheus, Eric	17	SAS-FG	56.78	BB
31 Darin, Geno G	19	PAQ-FG	56.97	BB
32 Vivas, Martin	18	YSF-FG	57.03	BB
33 Sweeting, Kenaz G	16	HAFL-FG	57.10	BB
34 Pierce, Bryce E	20	ECAC-FG	57.16	BB
35 Vargas, Adrian A	18	MACM-FG	57.17	BB
36 Montana, David F	15	MACM-FG	57.44	BB
37 Diaz, Jose N	16	AZFL-FG	57.53	BB
38 Kirton, Toshi T	17	LLL-FG	57.56	BB



## 2017 Michael Lohberg Invitational-CSSC-061617, Sanction #: FGI061617CSSC-B14

## Coral Springs Aquatic Complex

## Results

## Preliminaries ... (#14 Boys 15&amp;O 100 Meter Free)

39	Phillips, Xavier N	19 ECAC-FG	57.59	BB
40	Lubian, George	17 FFSC-FG	57.78	BB
41	Scott, Parker H	16 GYWD-CT	57.84	BB
42	Perez, Joseph A	18 MACM-FG	57.96	BB
43	Parravano, Vittorio B	15 MACM-FG	57.97	BB
44	Capalbo, Ivan D	17 AZFL-FG	58.10	BB
45	Gomez, Santiago A	15 AZFL-FG	58.13	BB
46	Vargas, Andres	15 MACM-FG	58.36	BB
47	Brown, Cameron M	15 AZFL-FG	58.37	BB
48	Anderson, Cameron	18 MART-FG	58.48	BB
49	Rojas, Yonder J	16 MACM-FG	58.51	BB
50	Rodriguez, Nando	16 MACM-FG	58.55	BB
51	Revelo Espinosa, Ch	22 MACM-FG	58.65	BB
52	Shover, Kaden W	18 PAQ-FG	58.88	BB
53	Petreski, Matthew A	16 UN-08-FG	58.94	BB
54	Sanchez, Michael	16 ASC-FG	59.08	BB
55	Tatton, Kyle V	17 SAS-FG	59.15	BB
56	Rojas, Yender J	16 MACM-FG	59.32	BB
57	Westine, John G	16 ECAC-FG	59.38	BB
58	Farias, Tomas M	16 ASC-FG	59.41	BB
59	Moran, Brandon	16 AZFL-FG	59.45	BB
60	Carlson, Carter N	15 SAS-FG	59.46	BB
61	Picon, Neil	15 MACM-FG	59.50	BB
62	Seniuta, Tadas	15 SAS-FG	59.64	BB
63	Forde, Jelani R	18 CANE-FG	59.71	BB
64	Alvarez, Angel	15 ASC-FG	59.85	BB
65	Zhang, Mark	15 AZFL-FG	59.87	BB
66	Miller, Maxwell A	16 YSF-FG	1:00.11	BB
67	Blanco, David A	15 CSSC-FG	1:00.16	BB
68	Marrero, Manuel	15 ASC-FG	1:00.18	BB
*69	Kennedy, William T	17 LLL-FG	1:00.22	BB
*69	Gomez, Rodrigo A	15 AZFL-FG	1:00.22	BB
71	Escobar, Daniel E	15 TSA-FG	1:00.47	BB
72	Pascual, Jose M	19 CSSC-FG	1:00.56	BB
73	Avellaneda, Diego M	16 TSA-FG	1:00.63	BB
74	Wootton, Jacob	16 WOW-FG	1:00.84	BB
*75	Marsal, Sebastian W	15 FFSC-FG	1:00.85	BB
*75	DiChiara, Nick J	17 PAQ-FG	1:00.85	BB
*77	Gil, Drake E	16 UN-02-FG	1:01.16	BB
*77	Landi, Nick T	22 LLL-FG	1:01.16	BB
79	Sierra, Sebastian J	16 TSA-FG	1:01.20	BB
80	Acosta, Brandon D	16 MACM-FG	1:01.25	BB
81	Valle, Ricardo	15 UN-05-FG	1:01.32	BB
82	Barrios, Guillermo	15 CSSC-FG	1:01.48	BB

83	Marks, Connor M	15 CSSC-FG	1:01.64	BB
84	Brache, Christopher	17 HSC-FG	1:01.68	BB
85	Simpson, Daniel A	18 MACM-FG	1:01.81	BB
86	Stankovic, Jonathan	18 ECAC-FG	1:01.84	BB
87	Fraiman, Elad	18 AZFL-FG	1:01.86	BB
88	Moran, Bryan	18 AZFL-FG	1:02.31	BB
89	Alegre, Aaron	15 MACM-FG	1:03.14	BB
90	Howard, Jordan A	16 CSSC-FG	1:03.18	BB
91	Tages, Gannen	16 CSSC-FG	1:03.44	BB
92	Schutz, Brandon D	16 CSSC-FG	1:03.48	BB
93	Rahrig, Steven L	17 LLL-FG	1:03.63	BB
94	Ledo, Ryan	16 MACM-FG	1:03.81	BB
95	De la Cruz, Julio	16 ASC-FG	1:04.21	BB
96	Furman, Henry	18 PAQ-FG	1:04.39	BB
97	Myerson, Maxwell J	16 ESC-FG	1:04.55	BB
98	Soria, Karl E	17 ECAC-FG	1:04.59	BB
99	Di Egidio, Ethan	15 AZFL-FG	1:04.64	BB
100	Schechter, Zach Z	16 CANE-FG	1:05.04	BB
101	Mutschler, Ian K	15 WOW-FG	1:05.08	BB
102	Murray, Jake K	17 MART-FG	1:05.12	BB
*103	Ortiz, Simon	19 AZFL-FG	1:05.29	BB
*103	Escobar, Jeffrey I	16 MACM-FG	1:05.29	BB
105	Franzino, Patrick J	15 CSSC-FG	1:05.46	BB
106	Londono, Andres A	18 CSSC-FG	1:06.06	BB
107	McCormick, Sam J	15 CSSC-FG	1:06.10	BB
108	Chevasco, Stephano	16 HSC-FG	1:34.28	
---	Lupoli, Franco A	23 AZFL-FG		NS
---	Blanco, Aaron v	16 AZFL-FG		NS
---	Hernandez, Nixon	19 ECAC-FG		NS
---	Depassier, Jorge A	17 AZFL-FG		NS
---	Casey Esparza, Olive	16 PAQ-FG		NS
---	Gijsendorfer, Charlie	17 ECAC-FG		NS
---	McCloud, Andre T	15 MART-FG		NS
---	Serrano, Tito A	16 MACM-FG		NS

## #15 Girls 11-12 200 Meter Fly

FGC Open Rec: 2:20.48 2007 Chelsea Britt

FGC Record: 2:20.48 2007 Chelsea Britt

2:33.69 AAAA

2:40.99 AAA

2:48.29 AA

2:55.59 A

3:10.19 BB

Name	Age	Team	Finals Time
------	-----	------	-------------

## A - Final

1	Diaz, Sophia G	12 MACM-FG	2:45.90	AA
---	----------------	------------	---------	----

2	Barnhardt, Rylie D	12 SFTL-FG	2:46.29	AA
3	Cote, Mariana	12 AZFL-FG	2:50.20	A
4	Robertson, Emily R	12 CSSC-FG	2:53.74	A
5	McCormick, Riley E	12 CSSC-FG	3:02.97	BB
6	Bonasera, Kaitlyn R	12 CSSC-FG	3:09.65	BB

## #15 Girls 11-12 200 Meter Fly

FGC Open Rec: 2:20.48 2007 Chelsea Britt

FGC Record: 2:20.48 2007 Chelsea Britt

2:33.69 AAAA

2:40.99 AAA

2:48.29 AA

2:55.59 A

3:10.19 BB

Name	Age	Team	Prelim Time
------	-----	------	-------------

## Preliminaries

1	Diaz, Sophia G	12 MACM-FG	2:46.70	qAA
2	Barnhardt, Rylie D	12 SFTL-FG	2:49.54	qA
3	Robertson, Emily R	12 CSSC-FG	2:55.21	qA
4	Cote, Mariana	12 AZFL-FG	2:56.22	qBB
5	McCormick, Riley E	12 CSSC-FG	3:07.40	qBB
6	Bonasera, Kaitlyn R	12 CSSC-FG	3:10.22	q

## #16 Boys 11-12 200 Meter Fly

FGC Open Rec: 2:17.77 2014 Will Barao

FGC Record: 2:19.53 2002 Sean Spire

2:31.59 AAAA

2:38.79 AAA

2:45.99 AA

2:53.19 A

3:07.69 BB

Name	Age	Team	Finals Time
------	-----	------	-------------

## A - Final

1	Kjaerulff, Nicholas	12 ECAC-FG	2:41.44	AA
2	Cancio, Marco A	11 CM-FG	2:50.64	A



## 2017 Michael Lohberg Invitational-CSSC-061617, Sanction #: FGI061617CSSC-B14

## Coral Springs Aquatic Complex

## Results

## #16 Boys 11-12 200 Meter Fly

FGC Open Rec: 2:17.77 2014 Will Barao

FGC Record: 2:19.53 2002 Sean Spire

2:31.59 AAAA

2:38.79 AAA

2:45.99 AA

2:53.19 A

3:07.69 BB

Name	Age	Team	Prelim Time
------	-----	------	-------------

## Preliminaries

1 Kjaerulff, Nicholas 12 ECAC-FG 2:45.56 qAA

2 Cancio, Marco A 11 CM-FG 2:53.96 qBB

--- Burunov, Vadim 12 HAFL-FG NS

## #17 Girls 13-14 200 Meter Fly

FGC Open Rec: 2:15.67 2002 Amanda Sims

FGC Record: 2:15.51 2008 Chelsea Britt

2:24.99 AAAA

2:31.89 AAA

2:38.79 AA

2:45.69 A

2:59.49 BB

Name	Age	Team	Finals Time
------	-----	------	-------------

## A - Final

1 Roque, Anelis 14 MACM-FG 2:24.24 AAAA

2 Garcia, Giulianna 13 CSSC-FG 2:33.09 AA

3 Gooding, Adriana 13 AZFL-FG 2:36.96 AA

4 Hebert, Madelyn M 13 SAS-FG 2:41.47 A

5 Mutschler, Faith 13 WOW-FG 2:43.62 A

6 Aguilar, Nicole E 13 WOW-FG 2:48.34 BB

7 Dennett, Amanda 14 ECAC-FG 2:55.76 BB

## #17 Girls 13-14 200 Meter Fly

FGC Open Rec: 2:15.67 2002 Amanda Sims

FGC Record: 2:15.51 2008 Chelsea Britt

2:24.99 AAAA

2:31.89 AAA

2:38.79 AA

2:45.69 A

2:59.49 BB

Name	Age	Team	Prelim Time
------	-----	------	-------------

## Preliminaries

1 Roque, Anelis 14 MACM-FG 2:26.21 qAAA

2 Garcia, Giulianna 13 CSSC-FG 2:35.97 qAA

3 Hebert, Madelyn M 13 SAS-FG 2:36.62 qAA

4 Gooding, Adriana 13 AZFL-FG 2:39.23 qA

5 Mutschler, Faith 13 WOW-FG 2:40.44 qA

6 Aguilar, Nicole E 13 WOW-FG 2:42.62 qA

7 Diaz, Natalie 14 LLL-FG 2:52.23 qBB

8 Dennett, Amanda 14 ECAC-FG 2:58.40 qBB

9 Flynn, Hope B 13 LLL-FG 3:19.13

10 Luna, Mia 14 LLL-FG 3:20.06

--- Campos, Odezza C 13 WOW-FG NS

## #18 Boys 13-14 200 Meter Fly

FGC Open Rec: 2:03.11 2014 Vance Sanders

FGC Record: 2:06.01 2009 Yousef Alaskari

2:16.69 AAAA

2:23.19 AAA

2:29.69 AA

2:36.19 A

2:49.19 BB

Name	Age	Team	Finals Time
------	-----	------	-------------

## A - Final

1 Hermida, Jose M 14 MACM-FG 2:16.71 AAA

2 Meissner, Max M 14 GYWD-CT 2:23.86 AA

3 Lopez, Jorge A 13 MACM-FG 2:30.34 A

4 Gonzalez, Brian N 13 CSSC-FG 2:31.35 A

## #18 Boys 13-14 200 Meter Fly

FGC Open Rec: 2:03.11 2014 Vance Sanders

FGC Record: 2:06.01 2009 Yousef Alaskari

2:16.69 AAAA

2:23.19 AAA

2:29.69 AA

2:36.19 A

2:49.19 BB

Name	Age	Team	Prelim Time
------	-----	------	-------------

## Preliminaries

1 Hermida, Jose M 14 MACM-FG 2:17.21 qAAA

2 Meissner, Max M 14 GYWD-CT 2:23.13 qAAA

3 Gonzalez, Brian N 13 CSSC-FG 2:29.50 qAA

4 Branzell, Reese S 14 LLL-FG 2:37.02 qBB

5 Lopez, Jorge A 13 MACM-FG 2:39.01 qBB

--- Norris, Byron R 14 CANE-FG NS

## #19 Girls 15&amp;O 200 Meter Fly

2:54.79 BB

Name	Age	Team	Finals Time
------	-----	------	-------------

## A - Final

1 Bedard-Khalid, Cloe 18 MACM-FG 2:21.58 BB

2 Fetes, Shayna A 16 SAS-FG 2:23.70 BB

3 Roque, Angelina 16 MACM-FG 2:33.60 BB

4 Cozad, Ashley 15 UN-03-FG 2:38.44 BB

5 Rodriguez, Stephanie 16 MACM-FG 2:43.19 BB

--- Litman, Samantha K 15 TSA-FG NS

--- Brisco, Dakota J 15 LLL-FG NS

## #19 Girls 15&amp;O 200 Meter Fly

2:54.79 BB

Name	Age	Team	Prelim Time
------	-----	------	-------------

## Preliminaries

1 Bedard-Khalid, Cloe 18 MACM-FG 2:24.50 qBB

2 Fetes, Shayna A 16 SAS-FG 2:30.01 qBB

3 Roque, Angelina 16 MACM-FG 2:31.87 qBB

4 Rodriguez, Stephanie 16 MACM-FG 2:39.86 qBB

5 Cozad, Ashley 15 UN-03-FG 2:40.76 qBB

6 Tague, Erin S 16 LLL-FG 2:41.93 qBB

7 Litman, Samantha K 15 TSA-FG 2:44.47 qBB

8 Christmas, Kassie B 17 LLL-FG 2:51.40 qBB

9 Brisco, Dakota J 15 LLL-FG 2:53.04 BB

--- Paez, Isabella 21 MACM-FG NS

## #20 Boys 15&amp;O 200 Meter Fly

2:40.39 BB

Name	Age	Team	Finals Time
------	-----	------	-------------

## A - Final

1 Vives, Brandon F 18 MACM-FG 2:06.43 BB

2 Montero, Nestor E 15 MACM-FG 2:09.59 BB

3 Torres, John 16 FFSC-FG 2:10.06 BB

4 Vasquez, Carlos 17 TSA-FG 2:10.38 BB

5 Machado, Diego 16 TSA-FG 2:14.27 BB


6 DeGrijze, Kevin 15 ECAC-FG 2:15.85 BB

--- Arrieta, Alex A 19 MACM-FG DQ

--- Did not touch wall with both hands simultaneously at turn

--- Vargas, Adrian A 18 MACM-FG DQ

Not toward breast off the wall





2017 Michael Lohberg Invitational-CSSC-061617, Sanction #: FGI061617CSSC-B14

Coral Springs Aquatic Complex

Results

#20 Boys 15&O 200 Meter Fly

2:40.39 BB

Name	Age	Team	Prelim Time
<b>Preliminaries</b>			
1 Vives, Brandon F	18	MACM-FG	2:07.71 qBB
2 Arrieta, Alex A	19	MACM-FG	2:07.84 qBB
3 Torres, John	16	FFSC-FG	2:10.06 qBB
4 Vasquez, Carlos	17	TSA-FG	2:11.08 qBB
5 Montero, Nestor E	15	MACM-FG	2:11.16 qBB
6 Vargas, Adrian A	18	MACM-FG	2:16.81 qBB
7 DeGrijze, Kevin	15	ECAC-FG	2:17.20 qBB
8 Machado, Diego	16	TSA-FG	2:17.57 qBB
9 Espinoza, Gregory A	17	MACM-FG	2:18.14 BB
10 Westine, John G	16	ECAC-FG	2:18.96 BB
11 Balbi, Joshua A	15	SAS-FG	2:19.05 BB
12 Limia, Michael	19	MACM-FG	2:19.36 BB
13 Valdivieso, Daniel A	17	MACM-FG	2:21.64 BB
14 Moya, Adrian	18	MACM-FG	2:22.19 BB
15 Sharp, Nick R	18	SAS-FG	2:25.78 BB
16 Baucells, Rogelio	16	FFSC-FG	2:26.67 BB
17 Miller, Maxwell A	16	YSF-FG	2:27.85 BB
18 Montana, David F	15	MACM-FG	2:28.91 BB
19 de la Torre, Alejandr	18	MACM-FG	2:31.63 BB
20 Brache, Christopher	17	HSC-FG	2:41.02
21 Behar, Steven	15	ECAC-FG	2:41.19
22 Stankovic, Jonathan I	18	ECAC-FG	2:42.44
23 Savino, Gianni L	16	CSSC-FG	2:50.40
--- Rodriguez, Nando	16	MACM-FG	NS
--- Lima, Edson S	23	AZFL-FG	SCR

#21 Girls 10&U 50 Meter Breast

FGC Open Rec: 36.32 2014 Meghan Lynch

FGC Record: 37.15 1992 Sabah Brinson

40.89 AAAA

43.09 AAA

45.29 AA

47.49 A

53.99 BB

Name	Age	Team	Finals Time
<b>A - Final</b>			
1 Nieto, Bianca G	10	CM-FG	39.70 AAAA
2 Pelayes, Mercedes	10	SDST-FG	42.43 AAA
3 Anton, Sidney	10	AZFL-FG	43.89 AA
4 Meyer, Camryn E	10	TSA-FG	44.15 AA

5 DeLuna, Gabriella S	10	YSF-FG	46.19 A
6 Negrin, Paola	10	FFSC-FG	46.99 A
7 Virto, Maia	10	AZFL-FG	48.07 BB
8 Mogul, Iris I	10	CANE-FG	48.60 BB

#21 Girls 10&U 50 Meter Breast

FGC Open Rec: 36.32 2014 Meghan Lynch

FGC Record: 37.15 1992 Sabah Brinson

40.89 AAAA

43.09 AAA

45.29 AA

47.49 A

53.99 BB

Name	Age	Team	Prelim Time
<b>Preliminaries</b>			
1 Nieto, Bianca G	10	CM-FG	40.50 qAAAA
2 Pelayes, Mercedes	10	SDST-FG	43.32 qAA
3 Meyer, Camryn E	10	TSA-FG	43.73 qAA
4 Anton, Sidney	10	AZFL-FG	44.69 qAA
5 Mogul, Iris I	10	CANE-FG	47.04 qA
6 DeLuna, Gabriella S	10	YSF-FG	47.10 qA
7 Virto, Maia	10	AZFL-FG	47.14 qA
8 Negrin, Paola	10	FFSC-FG	47.23 qA
9 Hiller, Morgan J	10	YSPB-FG	47.40 A
10 Avila, Gaby N	10	YSF-FG	47.70 BB
11 Schoenborn, Sammy	10	CSSC-FG	48.07 BB
12 Gonzalez, Brooke M	9	SAS-FG	48.17 BB
13 Han, Miranda A	10	WOW-FG	48.77 BB
14 Perez, Isabella M	10	CSSC-FG	48.82 BB
15 Guerrero, Mia S	10	AZFL-FG	48.91 BB
16 Megyeri, Lilla	10	CSSC-FG	49.04 BB
17 Wong, Corina	10	MACM-FG	49.18 BB
18 Bean, Brittany L	10	CSSC-FG	50.11 BB
19 Meserole, Gabriella	10	YSPB-FG	50.45 BB
20 Herman, Olivia G	9	ECAC-FG	50.72 BB
21 Lopez, Rocio	10	MACM-FG	51.55 BB
22 Gonzalez, Izabella N	9	YSF-FG	51.62 BB
23 Miller, Sara R	9	SAS-FG	52.09 BB
24 Manzano, Melanie E	10	LLL-FG	52.44 BB
*25 Allan, Savannah J	10	ECAC-FG	52.46 BB
*25 Foster, Valentina	9	AZFL-FG	52.46 BB
27 Ruiz, Anett	9	MACM-FG	54.63
28 Krull, Allison D	9	LLL-FG	54.75
29 Guzzo, Bella V	9	ECAC-FG	56.23
30 Gammons, Addison I	10	LLL-FG	58.91

31 Gammons, Avery A	8	LLL-FG	1:00.78
--- Didovic, Kayleigh	10	CSSC-FG	NS
--- Hurwitz, Alera J	8	WOW-FG	NS

#22 Boys 10&U 50 Meter Breast

FGC Open Rec: 38.15 1988 Robbie Hallie

FGC Record: 38.15 1988 Robbie Hallie

40.59 AAAA

42.69 AAA

44.89 AA

46.99 A

53.29 BB

Name	Age	Team	Finals Time
<b>A - Final</b>			
1 Gonzalez, George G	9	FFSC-FG	38.98 AAAA
2 Lezcano, Julian M	10	MACM-FG	45.06 A
3 Bailey, Lucas A	10	ECAC-FG	45.62 A
4 Kjaerulff, Marcus	9	ECAC-FG	46.35 A
5 Guio, Sebastian	9	YSF-FG	48.21 BB
6 Domokos-Murphy, W	8	SAS-FG	50.17 BB
7 Merrill, Luke D	10	GYWD-CT	50.61 BB
8 White, Oscar	10	HAFL-FG	51.67 BB

#22 Boys 10&U 50 Meter Breast

FGC Open Rec: 38.15 1988 Robbie Hallie

FGC Record: 38.15 1988 Robbie Hallie

40.59 AAAA

42.69 AAA

44.89 AA

46.99 A

53.29 BB

Name	Age	Team	Prelim Time
<b>Preliminaries</b>			
1 Gonzalez, George G	9	FFSC-FG	39.32 qAAAA
2 Lezcano, Julian M	10	MACM-FG	45.95 qA
3 Kjaerulff, Marcus	9	ECAC-FG	46.62 qA
4 Guio, Sebastian	9	YSF-FG	47.62 qBB
5 Bailey, Lucas A	10	ECAC-FG	47.68 qBB
6 Domokos-Murphy, W	8	SAS-FG	49.27 qBB
7 Karachun, Matviy	9	YSF-FG	49.28 qBB
8 Merrill, Luke D	10	GYWD-CT	50.91 qBB
9 White, Oscar	10	HAFL-FG	51.12 BB
10 Sharp, Antoine J	9	LLL-FG	54.59
11 Mullings, Scott H	10	WOW-FG	55.51
--- Contreras, Sebastian	9	UN-05-FG	NS



## 2017 Michael Lohberg Invitational-CSSC-061617, Sanction #: FGI061617CSSC-B14

## Coral Springs Aquatic Complex

## Results

## Preliminaries ... (#22 Boys 10&amp;U 50 Meter Breast)

--- Brisco, Riley J 10 LLL-FG NS

## #23 Girls 11-12 50 Meter Breast

FGC Open Rec: 35.07 2004 Kaylin Burchell

FGC Record: 35.49 2017 Micaela Sierra

36.69 AAAAA

38.49 AAA

40.19 AA

41.99 A

45.49 BB

Name	Age	Team	Finals Time	
<b>A - Final</b>				
1 Sierra, Micaela	12	CSSC-FG	35.49	AAAA
2 Araujo, Rafaella S	12	AZFL-FG	38.08	AAA
3 Hebert, Maci M	11	SAS-FG	39.29	AA
4 Gonzalez, Paola I	11	FFSC-FG	39.83	AA
5 Ruggiere, Kai K	12	ECAC-FG	40.34	A
6 Yordi, Rachel	12	UN-01-FG	40.48	A
7 McCranie, Julianne	11	AZFL-FG	40.90	A
8 Virto, Mia	12	AZFL-FG	41.98	A

## #23 Girls 11-12 50 Meter Breast

FGC Open Rec: 35.07 2004 Kaylin Burchell

FGC Record: 35.49 2017 Micaela Sierra

36.69 AAAAA

38.49 AAA

40.19 AA

41.99 A

45.49 BB

Name	Age	Team	Prelim Time	
<b>Preliminaries</b>				
1 Sierra, Micaela	12	CSSC-FG	35.67	qAAAA
2 Araujo, Rafaella S	12	AZFL-FG	37.80	qAAA
3 Gonzalez, Paola I	11	FFSC-FG	38.96	qAA
4 Hebert, Maci M	11	SAS-FG	39.69	qAA
5 Ruggiere, Kai K	12	ECAC-FG	39.78	qAA
6 Yordi, Rachel	12	UN-01-FG	39.86	qAA
7 Virto, Mia	12	AZFL-FG	41.27	qA
8 McCranie, Julianne	11	AZFL-FG	41.75	qA
9 Diaz, Sophia G	12	MACM-FG	42.38	BB
10 Rosano Sam, Anaver	11	CM-FG	42.43	BB
11 Edwards, Daphne M	12	GYWD-CT	42.67	BB
12 Miller, Erin G	12	SAS-FG	42.92	BB

13 Grubbs, Sophia A	12	FFSC-FG	42.98	BB
14 Frazier, Sara M	12	FFSC-FG	43.67	BB
15 Rosa, Anna G	12	YSPB-FG	43.97	BB
16 Loomis, Amanda	12	ECAC-FG	44.35	BB
17 Hockman, Madison F	12	CSSC-FG	44.41	BB
18 Bucaro, Marcela	12	TSA-FG	44.58	BB
19 Olson, Elisabeth G	12	CSSC-FG	44.62	BB
20 Lopez-Diaz, Emily	12	YSF-FG	45.58	
21 Anderson, Hadleigh	12	MART-FG	45.64	
22 Sharp, Angelina J	12	LLL-FG	48.58	
23 Salcedo, Sara F	12	LLL-FG	49.36	
24 Eaton, Emily G	11	ECAC-FG	49.38	
25 Volot, Maya	12	LLL-FG	53.85	
--- Hernandez, Brianna I	12	YSF-FG		NS
--- Marino, Yazmin A	12	YSF-FG		NS

## #24 Boys 11-12 50 Meter Breast

FGC Open Rec: 33.18 2012 Tristan Celestin

FGC Record: 32.45 2008 Quinn Cassidy

35.69 AAAAA

37.69 AAA

39.59 AA

41.59 A

45.39 BB

Name	Age	Team	Finals Time	
<b>A - Final</b>				
1 Kohanyi, Aiden L	12	TSA-FG	33.39	AAAA
2 Martin, Chuli	12	UN-01-FG	36.07	AAA
3 Pujula, Charles	12	HSC-FG	36.79	AAA
4 Foulds, Chase D	12	ECAC-FG	37.90	AA
5 Opperman, Rafael M	12	TSA-FG	41.97	BB
6 Balbi, Julian A	12	SAS-FG	43.56	BB
7 Patel, Yug	11	ECAC-FG	44.22	BB
8 Aleman, Liam D	11	ECAC-FG	44.42	BB

## #24 Boys 11-12 50 Meter Breast

FGC Open Rec: 33.18 2012 Tristan Celestin

FGC Record: 32.45 2008 Quinn Cassidy

35.69 AAAAA

37.69 AAA

39.59 AA

41.59 A

45.39 BB

Name	Age	Team	Prelim Time	
<b>Preliminaries</b>				
1 Kohanyi, Aiden L	12	TSA-FG	33.74	qAAAA

2 Martin, Chuli	12	UN-01-FG	35.97	qAAA
3 Pujula, Charles	12	HSC-FG	36.26	qAAA
4 Foulds, Chase D	12	ECAC-FG	37.12	qAAA
5 Opperman, Rafael M	12	TSA-FG	41.78	qBB
6 Balbi, Julian A	12	SAS-FG	42.35	qBB
7 Aleman, Liam D	11	ECAC-FG	42.79	qBB
8 Patel, Yug	11	ECAC-FG	42.81	qBB
9 Wingold, Charles R	12	HAFL-FG	43.00	BB
10 Osorio, Carlos M	12	CM-FG	43.30	BB
11 Yost, David S	12	ECAC-FG	43.59	BB
12 Lopez-Casula, Marcc	12	HSC-FG	44.45	BB
13 Teran, Andres E	11	AZFL-FG	44.80	BB
14 Cancio, Marco A	11	CM-FG	45.11	BB
15 Martin, RJ J	12	TSA-FG	45.98	
16 Balbi, Diego N	11	SAS-FG	46.18	
17 Losada Herrera, Seba	11	MACM-FG	47.14	
18 Cajuste, Joshua J	12	TSA-FG	48.09	
19 Rivas, Fabio A	11	HSC-FG	48.30	
--- Patel, Yash N	12	ECAC-FG		DQ
False start				
--- Aronsohn, Matthew C	12	SAS-FG		NS
--- Leon, Leonardo	12	CM-FG		NS

## #25 Girls 13-14 50 Meter Breast

FGC Open Rec: 33.53 2008 Lindsey McKnight

FGC Record: 33.53 2008 Lindsey McKnight

40.09 BB

Name	Age	Team	Finals Time	
<b>A - Final</b>				
1 Avedisian, Michaela	14	ECAC-FG	36.54	BB
2 Seniuta, Monika	13	SAS-FG	37.59	BB
3 Rosa, Emily Y	14	YSPB-FG	37.80	BB
4 Dattile, Briana E	13	CSSC-FG	38.62	BB
5 Gonzalez, Shannelle	14	HSC-FG	38.76	BB
6 Mason, Olivia C	14	CSSC-FG	39.29	BB
7 Hebert, Madelyn M	13	SAS-FG	39.32	BB
8 Ravelo, Iliana	14	ASC-FG	40.61	

## #25 Girls 13-14 50 Meter Breast

FGC Open Rec: 33.53 2008 Lindsey McKnight

FGC Record: 33.53 2008 Lindsey McKnight

40.09 BB

Name	Age	Team	Prelim Time	
<b>Preliminaries</b>				
1 Rosa, Emily Y	14	YSPB-FG	37.22	qBB



## 2017 Michael Lohberg Invitational-CSSC-061617, Sanction #: FGI061617CSSC-B14

## Coral Springs Aquatic Complex

## Results

## Preliminaries ... (#25 Girls 13-14 50 Meter Breast)

2	Avedisian, Michaela	14 ECAC-FG	38.17	qBB
3	Gonzalez, Shannelle	14 HSC-FG	38.47	qBB
4	Mason, Olivia C	14 CSSC-FG	38.84	qBB
5	Seniuta, Monika	13 SAS-FG	39.18	qBB
6	Hebert, Madelyn M	13 SAS-FG	40.30	q
7	Ravelo, Iliana	14 ASC-FG	40.47	q
8	Dattile, Briana E	13 CSSC-FG	41.37	q
9	Allan, Sarah J	13 ECAC-FG	41.47	
10	Kirie, Maya K	13 ECAC-FG	42.04	
11	Giresi, Bella M	14 YSPB-FG	42.61	
12	Scognamillo, Jenna N	13 LLL-FG	42.94	
13	Ruiz, Alexandra	14 YSF-FG	43.10	
14	Klapper, Guiliana f	13 PAQ-FG	43.51	
15	Weech, Kennedy L	13 LLL-FG	44.24	
16	Nieto, Antonella V	13 CM-FG	44.39	
17	Manrique, Karina	13 YSF-FG	44.45	
18	Jorge, Daniela	14 MACM-FG	44.78	
19	Stegall, Maddison M	13 LLL-FG	45.70	
20	Luna, Mia	14 LLL-FG	47.04	
21	Anderson, Greer L	13 GYWD-CT	47.39	
22	Maikkula, Lily G	14 LLL-FG	47.94	
23	Diaz, Natalie	14 LLL-FG	48.65	
24	Torres, Lolagrace	13 LLL-FG	48.91	
25	Roy, Payton A	14 LLL-FG	50.60	
---	Bowe, Cecily S	14 TSA-FG	NS	
---	Laplant, Sara E	13 CSSC-FG	NS	
---	Berrios, Vania	13 UN-07-FG	NS	

## #26 Boys 13-14 50 Meter Breast

<b>FGC Open Rec:</b>	<b>30.79</b>	<b>2009</b>	<b>Quinn Cassidy</b>
<b>FGC Record:</b>	<b>30.79</b>	<b>2009</b>	<b>Quinn Cassidy</b>
	<b>42.99</b>	<b>BB</b>	
<b>Name</b>	<b>Age</b>	<b>Team</b>	<b>Finals Time</b>

## A - Final

1	Hermida, Jose M	14 MACM-FG	33.30	BB
*2	Hazlett, Alexander S	13 GYWD-CT	33.91	BB
*2	Valdes, Victor M	13 HSC-FG	33.91	BB
4	Meyer, Alexander I	14 TSA-FG	36.14	BB
5	Lopez, Diego J	13 ECAC-FG	36.37	BB
6	Sanchez, Andres	13 UN-05-FG	36.49	BB
7	Efimov, Niki	13 UN-01-FG	37.20	BB
8	Ward, Wilson T	13 CSSC-FG	38.76	BB

## #26 Boys 13-14 50 Meter Breast

<b>FGC Open Rec:</b>	<b>30.79</b>	<b>2009</b>	<b>Quinn Cassidy</b>
<b>FGC Record:</b>	<b>30.79</b>	<b>2009</b>	<b>Quinn Cassidy</b>
	<b>42.99</b>	<b>BB</b>	
<b>Name</b>	<b>Age</b>	<b>Team</b>	<b>Prelim Time</b>

## Preliminaries

1	Valdes, Victor M	13 HSC-FG	33.51	qBB
2	Hazlett, Alexander S	13 GYWD-CT	33.64	qBB
3	Hermida, Jose M	14 MACM-FG	34.55	qBB
4	Sanchez, Andres	13 UN-05-FG	35.69	qBB
5	Meyer, Alexander I	14 TSA-FG	35.91	qBB
6	Lopez, Diego J	13 ECAC-FG	36.32	qBB
7	Efimov, Niki	13 UN-01-FG	36.52	qBB
8	Ward, Wilson T	13 CSSC-FG	36.86	qBB
9	Lauzurique, Jason	14 FFSC-FG	37.17	BB
10	Gabaldon, Matias	14 MACM-FG	37.20	BB
11	Hall, Luke A	14 FFSC-FG	37.53	BB
12	Zientek, Ivan	14 MACM-FG	37.72	BB
13	Lopez, Jesus M	14 YSF-FG	37.89	BB
*14	Tarafa, Matthew A	13 HSC-FG	38.22	BB
*14	Quijada, Daniel	13 HSC-FG	38.22	BB
*14	Brander, Ryan J	14 CSSC-FG	38.22	BB
17	Pereira, Lucca T	14 CSSC-FG	38.34	BB
18	Moldovanu, Philip	13 WOW-FG	38.59	BB
19	Moreno, Luis E	13 HSC-FG	38.78	BB
20	Louis-Jeune, Darion	13 CSSC-FG	39.44	BB
21	Marrero, Javier	14 FFSC-FG	39.86	BB
22	McComie, Kenwyn E	14 TSA-FG	40.53	BB
23	Marval, Simon	14 SDST-FG	40.64	BB
24	Figueroa, Diego D	14 MACM-FG	41.10	BB
25	Manzano, Matthew	13 LLL-FG	44.39	
26	Geathers, Jayden A	14 TSA-FG	44.49	

## #27 Girls 15&amp;O 50 Meter Breast

38.19 BB

Name	Age	Team	Finals Time
------	-----	------	-------------

## A - Final

1	Nersicio, Chade M	16 ECAC-FG	34.36	BB
2	Suarez, Stephanie M	15 MACM-FG	34.66	BB
3	Fetes, Shayna A	16 SAS-FG	34.76	BB
4	Kim, Daniela	16 YSF-FG	36.75	BB
5	Kyriakidis, Annie	18 CANE-FG	36.94	BB
6	Perdomo, Patricia E	15 AZFL-FG	37.44	BB
7	Ham, Emme N	15 TSA-FG	37.51	BB

8 Fernandez, Gabriela l 16 HSC-FG 37.96 BB

## #27 Girls 15&amp;O 50 Meter Breast

38.19 BB

Name	Age	Team	Prelim Time
------	-----	------	-------------

## Preliminaries

1	Nersicio, Chade M	16 ECAC-FG	34.70	qBB
2	Suarez, Stephanie M	15 MACM-FG	35.20	qBB
3	Hunnewell, Nicole J	19 FIU-FG	35.90	qBB
4	Fetes, Shayna A	16 SAS-FG	36.29	qBB
5	Fernandez, Gabriela l	16 HSC-FG	36.39	qBB
6	Perdomo, Patricia E	15 AZFL-FG	36.49	qBB
7	Kyriakidis, Annie	18 CANE-FG	36.84	qBB
8	Kim, Daniela	16 YSF-FG	37.04	qBB
9	Flynn, Ryan G	15 LLL-FG	37.40	BB
10	Ham, Emme N	15 TSA-FG	37.67	BB
11	Abair, Shauna N	16 ECAC-FG	37.68	BB
12	Noya, Arianna	20 MACM-FG	37.96	BB
13	Merrill, Julia G	16 GYWD-CT	39.29	
14	Rodriguez, Caroline	15 ASC-FG	39.34	
*15	Carignan, Chloe F	15 CSSC-FG	39.93	
*15	Sequera, Stephanie C	17 MACM-FG	39.93	
17	Feiler, Sarah N	16 FFSC-FG	41.57	
18	Soive, Natalie M	18 SAS-FG	41.58	
19	Szakacs, Lydia C	15 SAS-FG	41.81	
20	Phillips, Mary Reaga	16 ECAC-FG	42.58	
21	Nemanic, Grace A	16 CSSC-FG	43.53	
22	Finks, Madelene G	17 ECAC-FG	44.89	
23	Brewington, Carly F	17 CSSC-FG	45.89	
---	Romero, Augustina F	17 WOW-FG	NS	

## #28 Boys 15&amp;O 50 Meter Breast

39.99 BB

Name	Age	Team	Finals Time
------	-----	------	-------------

## A - Final

1	Evdokimov, Alex	21 CSSC-FG	28.85	BB
2	Lavado, Marcos A	25 AZFL-FG	29.68	BB
3	Diaz, Adan	18 AZFL-FG	30.36	BB
4	Tejada, Pedro	23 UN-05-FG	30.81	BB
5	Ramirez, Juan	18 MACM-FG	31.87	BB
6	Moran, Brandon	16 AZFL-FG	32.10	BB
7	Faucher, Diego	18 MACM-FG	32.36	BB
---	Pappe, Alfred H	22 MACM-FG	NS	



## 2017 Michael Lohberg Invitational-CSSC-061617, Sanction #: FGI061617CSSC-B14

## Coral Springs Aquatic Complex

## Results

## #28 Boys 15&amp;O 50 Meter Breast

39.99 BB

Name	Age	Team	Prelim Time
<b>Preliminaries</b>			
1 Evdokimov, Alex	21	CSSC-FG	28.92 qBB
2 Lavado, Marcos A	25	AZFL-FG	29.72 qBB
3 Tejada, Pedro	23	UN-05-FG	30.56 qBB
4 Diaz, Adan	18	AZFL-FG	30.90 qBB
5 Faucher, Diego	18	MACM-FG	31.16 qBB
6 Ramirez, Juan	18	MACM-FG	31.65 qBB
7 Philips, Xavier N	19	ECAC-FG	31.68 qBB
8 Moran, Brandon	16	AZFL-FG	31.71 qBB
9 Pappe, Alfred H	22	MACM-FG	31.87 BB
10 Brisco, Dylan J	17	LLL-FG	32.10 BB
11 Petreski, Matthew A	16	UN-08-FG	32.12 BB
12 Perez, Joseph A	18	MACM-FG	32.41 BB
13 Brown, Cameron M	15	AZFL-FG	32.73 BB
14 Anderson, Cameron	18	MART-FG	32.91 BB
15 Hoost, Irvin M	18	MACM-FG	33.10 BB
16 DeGrijze, Kevin	15	ECAC-FG	33.14 BB
17 Pascual, Jose M	19	CSSC-FG	33.34 BB
18 Landi, Nick T	22	LLL-FG	33.64 BB
19 Darin, Geno G	19	PAQ-FG	33.98 BB
20 Tatton, Kyle V	17	SAS-FG	34.19 BB
21 DiChiara, Nick J	17	PAQ-FG	34.24 BB
22 Fraiman, Elad	18	AZFL-FG	34.35 BB
23 Forde, Jelani R	18	CANE-FG	34.49 BB
24 Gomez, Santiago A	15	AZFL-FG	34.74 BB
25 Capalbo, Ivan D	17	AZFL-FG	34.85 BB
26 Di Egidio, Ethan	15	AZFL-FG	34.91 BB
27 Carlson, Carter N	15	SAS-FG	35.84 BB
28 McCormick, Sam J	15	CSSC-FG	35.89 BB
29 Westine, John G	16	ECAC-FG	35.96 BB
30 Acosta, Brandon D	16	MACM-FG	36.12 BB
31 Soria, Karl E	17	ECAC-FG	36.55 BB
32 Behar, Steven	15	ECAC-FG	36.79 BB
33 Zhang, Mark	15	AZFL-FG	36.94 BB
34 De la Cruz, Julio	16	ASC-FG	37.23 BB
35 Furman, Henry	18	PAQ-FG	37.45 BB
36 Franzino, Patrick J	15	CSSC-FG	37.71 BB
37 Barrios, Guillermo	15	CSSC-FG	38.02 BB
*38 Escobar, Jeffrey I	16	MACM-FG	38.05 BB
*38 Ledo, Ryan	16	MACM-FG	38.05 BB
40 Sempere, Jorge	15	SAS-FG	38.23 BB

41 Howard, Jordan A	16	CSSC-FG	38.25 BB
42 Tages, Gannen	16	CSSC-FG	38.40 BB
43 Alvarez, Angel	15	ASC-FG	38.75 BB
44 Schechter, Zach Z	16	CANE-FG	38.95 BB
45 Moran, Bryan	18	AZFL-FG	39.21 BB
46 Stankovic, Jonathan I	18	ECAC-FG	39.26 BB
47 Simpson, Daniel A	18	MACM-FG	39.91 BB
48 Londono, Andres A	18	CSSC-FG	40.33
49 Ortiz, Simon	19	AZFL-FG	41.92
50 Rahrig, Steven L	17	LLL-FG	43.29
--- Serrano, Tito A	16	MACM-FG	NS
--- Murillo, Pablo	16	AZFL-FG	NS
--- Gijssendorfer, Charlie	17	ECAC-FG	NS

## #29 Girls 10&amp;U 400 Meter Free

FGC Open Rec: 4:53.07 2004 Becca Heller

FGC Record: 4:47.79 2003 Jenny Yazbec

5:19.79 10&amp;U AAAA

5:34.99 10&amp;U AAA

5:50.19 10&amp;U AA

6:05.39 10&amp;U A

6:51.09 10&amp;U BB

Name	Age	Team	Finals Time
1 Nieto, Bianca G	10	CM-FG	5:29.56 AAA
2 Ronie, Regan E	10	WOW-FG	5:52.15 A
3 Suarez, Rhanian G	10	CSSC-FG	6:08.74 BB
4 Valle, Ariana	10	UN-05-FG	6:17.20 BB
5 Mogul, Iris I	10	CANE-FG	6:20.46 BB
6 Negrin, Paola	10	FFSC-FG	6:21.19 BB
--- Olmo, Charly	10	CM-FG	NS
--- Schoenborn, Sammy	10	CSSC-FG	NS
--- Gammons, Addison I	10	LLL-FG	SCR
--- Gammons, Avery A	8	LLL-FG	SCR
--- Manzano, Melanie E	10	LLL-FG	SCR
--- Krull, Allison D	9	LLL-FG	SCR

## #29 Girls 11-12 400 Meter Free

FGC Open Rec: 4:24.50 2006 Lauren Driscoll

FGC Record: 4:24.50 2006 Lauren Driscoll

4:47.99 11-12 AAAA

5:01.69 11-12 AAA

5:15.39 11-12 AA

5:29.09 11-12 A

5:56.49 11-12 BB

Name	Age	Team	Finals Time
1 Miller, Erin G	12	SAS-FG	4:53.95 AAA

2 Lilienthal, Rachel	12	ECAC-FG	5:01.00 AAA
3 Gonzalez, Paola I	11	FFSC-FG	5:04.69 AA
4 Barnhardt, Rylie D	12	SFTL-FG	5:05.29 AA
5 Cote, Mariana	12	AZFL-FG	5:05.77 AA
6 Bellardi, Nicole A	12	AZFL-FG	5:11.84 AA
7 Bonasera, Kaitlyn R	12	CSSC-FG	5:16.53 A
8 Ward, Payton A	12	CSSC-FG	5:20.65 A
9 Nordheim, Katherine	12	SAS-FG	5:25.33 A
10 Baucells, Angelina	11	FFSC-FG	5:40.39 BB
11 Grubbs, Sophia A	12	FFSC-FG	5:41.08 BB
--- Salcedo, Sara F	12	LLL-FG	SCR
--- Sharp, Angelina J	12	LLL-FG	SCR
--- Garcia, Camila	11	YSPB-FG	SCR
--- James, Madi G	12	FFSC-FG	SCR
--- Marino, Yazmin A	12	YSF-FG	SCR
--- Olson, Elisabeth G	12	CSSC-FG	SCR

## #30 Boys 10&amp;U 400 Meter Free

FGC Open Rec: 4:50.00 2002 Nicholas Manousos

FGC Record: 4:50.00 2002 Nicholas Manousos

5:14.69 10&amp;U AAAA

5:29.69 10&amp;U AAA

5:44.59 10&amp;U AA

5:59.59 10&amp;U A

6:44.59 10&amp;U BB

Name	Age	Team	Finals Time
1 Gonzalez, George G	9	FFSC-FG	5:21.53 AAA
2 Ferguson, Dylan C	10	FFSC-FG	5:55.95 A
3 Lopez-Casula, Leona	9	HSC-FG	6:07.88 BB
--- Sharp, Antoine J	9	LLL-FG	SCR
--- White, Oscar	10	HAFL-FG	SCR
--- Brisco, Riley J	10	LLL-FG	SCR

## #30 Boys 11-12 400 Meter Free

FGC Open Rec: 4:17.14 2011 Matthew Hirschberger

FGC Record: 4:18.36 2014 Rafael Rodriguez

4:41.59 11-12 AAAA

4:55.09 11-12 AAA

5:08.49 11-12 AA

5:21.89 11-12 A

5:48.69 11-12 BB

Name	Age	Team	Finals Time
1 Kjaerulff, Nicholas	12	ECAC-FG	4:55.31 AA
2 Lopez-Casula, Marcc	12	HSC-FG	4:59.75 AA
3 Balbi, Julian A	12	SAS-FG	5:13.09 A
4 Aleman, Liam D	11	ECAC-FG	5:27.51 BB





## 2017 Michael Lohberg Invitational-CSSC-061617, Sanction #: FGI061617CSSC-B14

## Coral Springs Aquatic Complex

## Results

## #30 Boys 11-12 400 Meter Free

5	Marri, Rithvik R	11 YSF-FG	5:31.11	BB
6	Villarroel, Daniel	11 MACM-FG	6:12.89	
---	Burunov, Vadim	12 HAFL-FG	SCR	
---	Alvarez, Alejandro	12 CSSC-FG	SCR	
---	Cabrera, Ernesto	12 MACM-FG	SCR	

## #31 Girls 13-14 400 Meter Free

FGC Open Rec: 4:16.32 2011 Becca Mann

FGC Record: 4:12.83 1983 Michele Richardson

4:35.39 13-14 AAAA

4:48.49 13-14 AAA

5:01.59 13-14 AA

5:14.69 13-14 A

5:40.89 13-14 BB

Name	Age	Team	Finals Time	
1 MacEachern, Paige N	14	ECAC-FG	4:36.48	AAA
2 Trieschmann, Emily J	13	SAS-FG	4:39.65	AAA
3 Avedisian, Michaela	14	ECAC-FG	4:44.99	AAA
4 Miller, Lucy C	14	SAS-FG	4:46.74	AAA
5 Mutschler, Faith	13	WOW-FG	4:46.78	AAA
6 Schimansky, Sarah A	14	CSSC-FG	4:48.94	AA
7 Garcia, Giuliana	13	CSSC-FG	4:54.09	AA
8 Lanahan, Lydia R	13	CSSC-FG	4:54.97	AA
9 Mason, Olivia C	14	CSSC-FG	5:02.58	A
10 Giresi, Bella M	14	YSPB-FG	5:03.24	A
11 Rosa, Emily Y	14	YSPB-FG	5:11.27	A
12 Weeter, Morgan O	13	MART-FG	5:11.28	A
---	Johnson, Elizabeth A	14	SAS-FG	NS
---	Maikkula, Lily G	14	LLL-FG	SCR
---	Scognamillo, Jenna N	13	LLL-FG	SCR
---	Flynn, Hope B	13	LLL-FG	SCR
---	Wells, Hailey I	13	CSSC-FG	SCR
---	Stegall, Maddison M	13	LLL-FG	SCR
---	Farias, Ysabella R	13	ASC-FG	SCR
---	Nieto, Antonella V	13	CM-FG	SCR
---	Orellana, Carla P	14	CM-FG	SCR
---	Nagy, Ashley J	13	CSSC-FG	SCR
---	Roy, Payton A	14	LLL-FG	SCR
---	Weech, Kennedy L	13	LLL-FG	SCR
---	Torres, Lolagrace	13	LLL-FG	SCR

## #31 Girls 15&amp;O 400 Meter Free

5:32.89 15&amp;O BB

Name	Age	Team	Finals Time	
1 Pinto, Andreina D	25	MACM-FG	4:19.22	BB
2 Viguier, Manon	18	CANE-FG	4:29.57	BB
3 Bedard-Khalid, Cloe	18	MACM-FG	4:33.76	BB
4 Hernandez, Daniela M	21	AZFL-FG	4:36.36	BB
5 Sizemore, Sloan M	17	MART-FG	4:38.02	BB
6 Biro, Delaney P	15	CSSC-FG	4:42.49	BB
7 Phillips, Lacy F	18	ECAC-FG	4:45.14	BB
8 Trieschmann, Hannal	17	SAS-FG	4:45.47	BB
9 Suarez, Stephanie M	15	MACM-FG	4:46.92	BB
10 Bernal, Barbara	18	AZFL-FG	4:48.84	BB
11 Cozad, Ashley	15	UN-03-FG	4:49.28	BB
12 Capalbo, Solana B	15	AZFL-FG	4:51.66	BB
13 Phillips, Mary Reaga	16	ECAC-FG	4:59.17	BB
14 Szakaacs, Lydia C	15	SAS-FG	5:15.44	BB
---	Lopez, Maria A	20	FIU-FG	NS
---	Borges, Diana	15	MACM-FG	SCR
---	Eisenring, Stephanie	26	PAQ-FG	SCR
---	Temperino, Eriana L	16	ECAC-FG	SCR
---	Rios, Valentina	16	FFSC-FG	SCR
---	Riley, Elizabeth M	15	YSF-FG	SCR
---	Smith, Matea M	15	TSA-FG	SCR
---	Abovitz, Zoe C	16	AZFL-FG	SCR
---	Litman, Samantha K	15	TSA-FG	SCR
---	Marrero, Cynthia	15	ASC-FG	SCR
---	Christmas, Kassie B	17	LLL-FG	SCR
---	Salcedo, Daniela F	15	LLL-FG	SCR
---	Tague, Erin S	16	LLL-FG	SCR
---	Brisco, Dakota J	15	LLL-FG	SCR

## #32 Boys 13-14 400 Meter Free

FGC Open Rec: 4:05.63 2012 Wes McGovern

FGC Record: 4:04.87 2004 Jeff RAYMOND

4:21.79 13-14 AAAA

4:34.29 13-14 AAA

4:46.69 13-14 AA

4:59.19 13-14 A

5:24.09 13-14 BB

Name	Age	Team	Finals Time	
1 Paz, Hector J	14	MACM-FG	4:28.36	AAA
2 Lezcano, Carlos R	13	MACM-FG	4:36.04	AA
3 Gonzalez, Brian N	13	CSSC-FG	4:36.28	AA
4 Salas, Ricardo A	13	AZFL-FG	4:42.71	AA

5 Ramos, Daniel A	14	MACM-FG	4:44.84	AA
6 Bonasera, Jason N	14	CSSC-FG	4:48.13	A
7 Fermayer, Max	13	AZFL-FG	4:49.88	A
8 Aran, Grant A	14	CSSC-FG	4:50.72	A
9 Veccio, Carlos	13	MACM-FG	4:55.08	A
10 Pacheco, Sebastian A	13	MACM-FG	4:58.70	A
11 Rodriguez, Nick	13	MACM-FG	5:02.72	BB
12 Schwartz, Benjamin I	14	SAS-FG	5:06.09	BB
13 Neidert, Carson T	13	ECAC-FG	5:08.15	BB
14 Marin, Emilio A	14	MACM-FG	5:13.86	BB
---	Gomez del Campo, B	14	YSF-FG	SCR
---	D'Avi, Jack	14	YSF-FG	SCR
---	Palacios, Alexis D	14	CM-FG	SCR
---	Manzano, Matthew	13	LLL-FG	SCR
---	Quijada, Daniel	14	HSC-FG	SCR

## #32 Boys 15&amp;O 400 Meter Free

5:09.89 15&amp;O BB

Name	Age	Team	Finals Time	
1 Lupoli, Franco A	23	AZFL-FG	3:59.95	BB
2 Lavado, Marcos A	25	AZFL-FG	4:00.09	BB
3 Iturbe, Julian Enrique	17	AZFL-FG	4:07.65	BB
4 Aguilar, Adrian	16	MACM-FG	4:10.03	BB
5 Abascal, Bernardo	19	AZFL-FG	4:12.01	BB
6 Montero, Nestor E	15	MACM-FG	4:14.99	BB
7 Fungairino, Aitor S	16	MACM-FG	4:15.85	BB
8 Wong, Andres	15	MACM-FG	4:17.48	BB
9 Proctor, Noah J	16	MART-FG	4:17.62	BB
10 Rivero, Bryan O	15	HSC-FG	4:17.70	BB
11 McKeon, Andres A	15	CSSC-FG	4:17.73	BB
12 Depassier, Jorge A	17	AZFL-FG	4:20.48	BB
13 Picon, Neil	15	MACM-FG	4:24.55	BB
14 Bucaro, Luis P	16	TSA-FG	4:24.63	BB
15 Vargas, Andres	15	MACM-FG	4:24.69	BB
16 Limia, Michael	19	MACM-FG	4:30.60	BB
17 Espinoza, Gregory A	17	MACM-FG	4:31.89	BB
18 Scott, Parker H	16	GYWD-CT	4:36.88	BB
19 Seniuta, Tadas	15	SAS-FG	4:37.59	BB
20 Marks, Connor M	15	CSSC-FG	4:42.60	BB
21 Alegre, Aaron	15	MACM-FG	4:43.60	BB
22 Mutschler, Ian K	15	WOW-FG	4:53.12	BB
---	Parravano, Vittorio B	15	MACM-FG	NS
---	Rivero, Ruben A	16	UN-03-FG	NS
---	Blanco, David A	15	CSSC-FG	SCR
---	Barrios, Guillermo	15	CSSC-FG	SCR
---	Pierce, Bryce E	20	ECAC-FG	SCR





2017 Michael Lohberg Invitational-CSSC-061617, Sanction #: FGI061617CSSC-B14

Coral Springs Aquatic Complex

Results

#32 Boys 15&O 400 Meter Free

---	Furman, Henry	18 PAQ-FG	SCR
---	Ho, Ted N	16 ECAC-FG	SCR
---	Baucells, Rogelio	16 FFSC-FG	SCR
---	Gil, Drake E	16 UN-02-FG	SCR
---	Matheus, Eric	17 SAS-FG	SCR
---	Brisco, Dylan J	17 LLL-FG	SCR
---	DiMatteo, Kyle E	16 LLL-FG	SCR
---	Shover, Kaden W	18 PAQ-FG	SCR
---	Farias, Tomas M	16 ASC-FG	SCR
---	Kennedy, William T	17 LLL-FG	SCR
---	Rahrig, Steven L	17 LLL-FG	SCR
---	Kirton, Toshi T	17 LLL-FG	SCR
---	Rodriguez, Nando	16 MACM-FG	SCR
---	Sweeting, Kenaz G	16 HAFL-FG	SCR
---	Escobar, Daniel E	15 TSA-FG	SCR
---	Avellaneda, Diego M	16 TSA-FG	SCR
---	Hernandez, Kalvin S	16 CSSC-FG	SCR
---	Schutz, Brandon D	16 CSSC-FG	SCR
---	Sanchez, Michael	16 ASC-FG	SCR
---	Gomez, Rodrigo A	15 AZFL-FG	SCR
---	Blanco, Aaron v	16 AZFL-FG	SCR
---	Darin, Geno G	19 PAQ-FG	SCR
---	Savino, Gianni L	16 CSSC-FG	SCR
---	Vivas, Martin	18 YSF-FG	SCR
---	Dworet, Nicholas P	17 TSA-FG	SCR

#33 Girls 10&U 200 Meter Free

**FGC Open Rec:** 2:18.59 2014 Meghan Lynch  
**FGC Record:** 2:17.85 2017 Erika Pelaez  
 2:31.59 AAAA  
 2:39.79 AAA  
 2:48.09 AA  
 2:56.29 A  
 3:20.99 BB

Name	Age	Team	Finals Time
1	Nieto, Bianca G	10 CM-FG	2:34.01 AAA
2	DeLuna, Gabriella S	10 YSF-FG	2:39.63 AAA
3	Mantilla, Tania E	9 YSF-FG	2:43.45 AA
4	Wong, Corina	10 MACM-FG	2:45.17 AA
5	Ronie, Regan E	10 WOW-FG	2:45.51 AA
6	Manzano, Melanie E	10 LLL-FG	2:47.97 AA
7	Meyer, Camryn E	10 TSA-FG	2:49.67 A
8	Camden, Madison N	10 UN-08-FG	2:54.11 A

#33 Girls 10&U 200 Meter Free

**FGC Open Rec:** 2:18.59 2014 Meghan Lynch  
**FGC Record:** 2:17.85 2017 Erika Pelaez  
 2:31.59 AAAA  
 2:39.79 AAA  
 2:48.09 AA  
 2:56.29 A  
 3:20.99 BB

Name	Age	Team	Prelim Time
<b>Preliminaries</b>			
1	Nieto, Bianca G	10 CM-FG	2:33.99 qAAA
2	DeLuna, Gabriella S	10 YSF-FG	2:39.31 qAAA
3	Wong, Corina	10 MACM-FG	2:45.27 qAA
4	Mantilla, Tania E	9 YSF-FG	2:47.21 qAA
5	Manzano, Melanie E	10 LLL-FG	2:47.36 qAA
6	Ronie, Regan E	10 WOW-FG	2:48.79 qA
7	Camden, Madison N	10 UN-08-FG	2:48.98 qA
8	Meyer, Camryn E	10 TSA-FG	2:53.15 qA
9	Saffon, Daniela	10 AZFL-FG	2:53.49 A
10	Powell, Carolyn A	9 CSSC-FG	2:53.66 A
11	Olmo, Charly	10 CM-FG	2:54.44 A
12	Valle, Ariana	10 UN-05-FG	2:54.99 A
13	Negrin, Paola	10 FFSC-FG	2:56.91 BB
14	Herman, Olivia G	9 ECAC-FG	2:57.81 BB
15	Schoenborn, Sammy	10 CSSC-FG	2:58.27 BB
16	Gonzalez, Brooke M	9 SAS-FG	2:58.58 BB
17	Bean, Brittany L	10 CSSC-FG	2:58.99 BB
18	Guzzo, Bella V	9 ECAC-FG	2:59.01 BB
19	Suarez, Rhanian G	10 CSSC-FG	3:02.64 BB
20	Mogul, Iris I	10 CANE-FG	3:03.47 BB
21	Miller, Sara R	9 SAS-FG	3:03.93 BB
22	Megyeri, Lilla	10 CSSC-FG	3:06.64 BB
23	Perez, Isabella M	10 CSSC-FG	3:06.96 BB
24	Nieto, Vivean S	10 CM-FG	3:09.96 BB
25	Allan, Savannah J	10 ECAC-FG	3:10.03 BB
26	Gil, Alejandra	9 CSSC-FG	3:10.71 BB
27	Gonzalez, Izabella N	9 YSF-FG	3:12.29 BB
28	Solis, Natasha J	9 CM-FG	3:12.37 BB
29	Gammons, Avery A	8 LLL-FG	3:13.96 BB
30	Didovic, Kayleigh	10 CSSC-FG	3:16.16 BB
31	Hiller, Morgan J	10 YSPB-FG	3:16.72 BB
32	Krull, Allison D	9 LLL-FG	3:18.70 BB
33	Gammons, Addison I	10 LLL-FG	3:21.47
34	Marino, Francesca I	10 YSF-FG	3:23.54

---	Montes, Mariana	9 CSSC-FG	DQ
	False start		
---	Alvarez, Valentina N	9 MACM-FG	NS

#34 Boys 10&U 200 Meter Free

**FGC Open Rec:** 2:18.09 2016 Kaii Winkler  
**FGC Record:** 2:18.09 2016 Kaii Winkler  
 2:29.49 AAAA  
 2:36.59 AAA  
 2:43.69 AA  
 2:50.79 A  
 3:12.09 BB

Name	Age	Team	Finals Time
<b>A - Final</b>			
1	Bailey, Lucas A	10 ECAC-FG	2:26.73 AAAA
2	Gonzalez, George G	9 FFSC-FG	2:28.56 AAAA
3	Domokos-Murphy, W	8 SAS-FG	2:39.49 AA
4	Lezcano, Julian M	10 MACM-FG	2:39.59 AA
5	Kjaerulff, Marcus	9 ECAC-FG	2:45.60 A
6	White, Oscar	10 HAFL-FG	2:45.81 A
7	Connors, Billy M	9 WOW-FG	2:47.32 A
8	Sharp, Antoine J	9 LLL-FG	2:48.22 A

#34 Boys 10&U 200 Meter Free

**FGC Open Rec:** 2:18.09 2016 Kaii Winkler  
**FGC Record:** 2:18.09 2016 Kaii Winkler  
 2:29.49 AAAA  
 2:36.59 AAA  
 2:43.69 AA  
 2:50.79 A  
 3:12.09 BB

Name	Age	Team	Prelim Time
<b>Preliminaries</b>			
1	Gonzalez, George G	9 FFSC-FG	2:29.63 qAAA
2	Bailey, Lucas A	10 ECAC-FG	2:33.71 qAAA
3	Lezcano, Julian M	10 MACM-FG	2:37.69 qAA
4	Domokos-Murphy, W	8 SAS-FG	2:40.53 qAA
5	White, Oscar	10 HAFL-FG	2:47.05 qA
6	Sharp, Antoine J	9 LLL-FG	2:47.91 qA
7	Connors, Billy M	9 WOW-FG	2:47.99 qA
8	Kjaerulff, Marcus	9 ECAC-FG	2:48.24 qA
9	Merrill, Luke D	10 GYWD-CT	2:51.16 BB
10	Lopez-Casula, Leona	9 HSC-FG	2:54.14 BB
11	Balade, Nahuel A	10 CM-FG	3:01.10 BB
12	Osorio, Alejandro	9 AZFL-FG	3:09.53 BB



## 2017 Michael Lohberg Invitational-CSSC-061617, Sanction #: FGI061617CSSC-B14

## Coral Springs Aquatic Complex

## Results

## Preliminaries ... (#34 Boys 10&amp;U 200 Meter Free)

13	Amodio, Matthew G	10	WOW-FG	3:10.63	BB
---	Gudino, Juanfra N	10	CANE-FG	DNF	
	Swimmer did not finish				
---	Contreras, Sebastian	9	UN-05-FG		NS

## #35 Girls 11-12 200 Meter Free

<b>FGC Open Rec:</b>	<b>2:06.31</b>	<b>2003</b>	<b>Chelsea Franklin</b>
<b>FGC Record:</b>	<b>2:07.03</b>	<b>2006</b>	<b>Lauren Driscoll</b>
	<b>2:17.69</b>	<b>AAAA</b>	
	<b>2:24.19</b>	<b>AAA</b>	
	<b>2:30.79</b>	<b>AA</b>	
	<b>2:37.29</b>	<b>A</b>	
	<b>2:50.39</b>	<b>BB</b>	

Name	Age	Team	Finals Time
<b>A - Final</b>			
1	Miller, Erin G	12	SAS-FG 2:19.68 AAA
2	Lilienthal, Rachel	12	ECAC-FG 2:22.44 AAA
3	Cote, Mariana	12	AZFL-FG 2:24.92 AA
4	Lopez-Diaz, Emily	12	YSF-FG 2:25.92 AA
5	Bellardi, Nicole A	12	AZFL-FG 2:28.33 AA
6	Araujo, Rafaella S	12	AZFL-FG 2:29.45 AA
7	Nordheim, Katherine	12	SAS-FG 2:30.20 AA
8	Hebert, Maci M	11	SAS-FG 2:36.40 A

## #35 Girls 11-12 200 Meter Free

<b>FGC Open Rec:</b>	<b>2:06.31</b>	<b>2003</b>	<b>Chelsea Franklin</b>
<b>FGC Record:</b>	<b>2:07.03</b>	<b>2006</b>	<b>Lauren Driscoll</b>
	<b>2:17.69</b>	<b>AAAA</b>	
	<b>2:24.19</b>	<b>AAA</b>	
	<b>2:30.79</b>	<b>AA</b>	
	<b>2:37.29</b>	<b>A</b>	
	<b>2:50.39</b>	<b>BB</b>	

Name	Age	Team	Prelim Time
<b>Preliminaries</b>			
1	Miller, Erin G	12	SAS-FG 2:23.40 qAAA
2	Cote, Mariana	12	AZFL-FG 2:24.17 qAAA
3	Lilienthal, Rachel	12	ECAC-FG 2:27.23 qAA
4	Araujo, Rafaella S	12	AZFL-FG 2:30.38 qAA
5	Bellardi, Nicole A	12	AZFL-FG 2:30.73 qAA
6	Robertson, Emily R	12	CSSC-FG 2:31.20 qA
7	Lopez-Diaz, Emily	12	YSF-FG 2:31.73 qA
8	Hebert, Maci M	11	SAS-FG 2:34.15 qA
9	Nordheim, Katherine	12	SAS-FG 2:34.20 A

10	Ruggiere, Kai K	12	ECAC-FG	2:34.33	A
11	McCormick, Riley E	12	CSSC-FG	2:34.54	A
12	Frazier, Sara M	12	FFSC-FG	2:35.22	A
13	Bucaro, Marcela	12	TSA-FG	2:35.85	A
14	Sharp, Angelina J	12	LLL-FG	2:36.29	A
15	Rotchin, Aliyah C	12	WOW-FG	2:37.10	A
16	Ward, Payton A	12	CSSC-FG	2:37.56	BB
17	James, Madi G	12	FFSC-FG	2:37.64	BB
18	Marino, Yazmin A	12	YSF-FG	2:38.23	BB
19	Garcia, Camila	11	YSPB-FG	2:39.70	BB
20	Kjaerulff, Victoria	11	ECAC-FG	2:40.14	BB
21	McCranie, Julianne	11	AZFL-FG	2:40.53	BB
22	Alvarez, Isabella	12	MACM-FG	2:40.58	BB
23	Grubbs, Sophia A	12	FFSC-FG	2:40.83	BB
*24	Anderson, Hadleigh	12	MART-FG	2:40.87	BB
*24	Baucells, Angelina	11	FFSC-FG	2:40.87	BB
26	Holmes, Willow G	12	TSA-FG	2:41.83	BB
27	Wood, Breanna N	11	SAS-FG	2:42.12	BB
28	Fothergill, Karoline N	12	AZFL-FG	2:42.17	BB
29	Pitters-Hinds, Hartley	11	TSA-FG	2:42.42	BB
30	Hockman, Madison F	12	CSSC-FG	2:43.36	BB
31	Franco, Emily E	12	MACM-FG	2:43.78	BB
32	Rasmussen, Bella M	12	LLL-FG	2:44.42	BB
33	Sapp, Bella N	12	CSSC-FG	2:46.25	BB
34	Olson, Elisabeth G	12	CSSC-FG	2:47.85	BB
35	Abinuman, Jacquelin	12	WOW-FG	2:48.59	BB
36	Salcedo, Sara F	12	LLL-FG	2:50.51	
37	Lopez, Phoenix S	11	ECAC-FG	2:54.36	
38	Eaton, Emily G	11	ECAC-FG	2:59.25	
39	Volot, Maya	12	LLL-FG	3:09.99	
---	Parra, Laura V	11	CM-FG		NS

## #36 Boys 11-12 200 Meter Free

<b>FGC Open Rec:</b>	<b>2:02.56</b>	<b>2011</b>	<b>Matthew Hirschberger</b>
<b>FGC Record:</b>	<b>2:03.07</b>	<b>2011</b>	<b>Julien Pinon</b>
	<b>2:13.49</b>	<b>AAAA</b>	
	<b>2:19.79</b>	<b>AAA</b>	
	<b>2:26.19</b>	<b>AA</b>	
	<b>2:32.49</b>	<b>A</b>	
	<b>2:45.19</b>	<b>BB</b>	

Name	Age	Team	Finals Time
<b>A - Final</b>			
1	Kjaerulff, Nicholas	12	ECAC-FG 2:16.60 AAA
2	Nordheim, Gregory A	12	SAS-FG 2:16.61 AAA
3	Lopez-Casula, Marcc	12	HSC-FG 2:16.72 AAA

4	Bishop, Hudson T	12	ECAC-FG	2:19.01	AAA
5	Yost, David S	12	ECAC-FG	2:27.81	A
6	Opperman, Rafael M	12	TSA-FG	2:34.15	BB
7	Cabrera, Ernesto	12	MACM-FG	2:35.69	BB
---	Osorio, Carlos M	12	CM-FG		DQ
	False start				

## #36 Boys 11-12 200 Meter Free

<b>FGC Open Rec:</b>	<b>2:02.56</b>	<b>2011</b>	<b>Matthew Hirschberger</b>
<b>FGC Record:</b>	<b>2:03.07</b>	<b>2011</b>	<b>Julien Pinon</b>
	<b>2:13.49</b>	<b>AAAA</b>	
	<b>2:19.79</b>	<b>AAA</b>	
	<b>2:26.19</b>	<b>AA</b>	
	<b>2:32.49</b>	<b>A</b>	
	<b>2:45.19</b>	<b>BB</b>	

Name	Age	Team	Prelim Time	
<b>Preliminaries</b>				
1	Kjaerulff, Nicholas	12	ECAC-FG 2:18.26 qAAA	
2	Bishop, Hudson T	12	ECAC-FG 2:22.47 qAA	
3	Lopez-Casula, Marcc	12	HSC-FG 2:22.98 qAA	
4	Yost, David S	12	ECAC-FG 2:25.75 qAA	
5	Nordheim, Gregory A	12	SAS-FG 2:26.47 qA	
6	Osorio, Carlos M	12	CM-FG 2:29.59 qA	
7	Opperman, Rafael M	12	TSA-FG 2:30.50 qA	
8	Cabrera, Ernesto	12	MACM-FG 2:31.26 qA	
9	Aronsohn, Matthew C	12	SAS-FG 2:33.98 BB	
10	Alvarez, Alejandro	12	CSSC-FG 2:34.18 BB	
11	Aleman, Liam D	11	ECAC-FG 2:34.44 BB	
12	Teran, Andres E	11	AZFL-FG 2:37.65 BB	
13	Marri, Rithvik R	11	YSF-FG 2:38.35 BB	
14	Rios, Oscar R	12	CM-FG 2:38.67 BB	
15	Foulds, Chase D	12	ECAC-FG 2:41.06 BB	
16	Patel, Yug	11	ECAC-FG 2:41.31 BB	
17	Wingold, Charles R	12	HAFL-FG 2:42.74 BB	
18	Cancio, Marco A	11	CM-FG 2:43.85 BB	
19	Jordan, Cole a	11	HAFL-FG 2:44.25 BB	
20	Rivas, Fabio A	11	HSC-FG 2:46.30	
21	Wolpers, Jack H	11	GYWD-CT 2:46.44	
22	Patel, Yash N	12	ECAC-FG 2:52.27	
23	Villarroel, Daniel	11	MACM-FG 2:56.98	
---	Viera, Kevin A	12	MACM-FG	NS



## 2017 Michael Lohberg Invitational-CSSC-061617, Sanction #: FGI061617CSSC-B14

## Coral Springs Aquatic Complex

## Results

## #37 Girls 13-14 200 Meter Free

**FGC Open Rec:** 2:01.35 2002 Dana Vollmer  
**FGC Record:** 2:02.80 1983 Michele Richardson  
 2:11.39 AAAA  
 2:17.59 AAA  
 2:23.89 AA  
 2:30.09 A  
 2:42.59 BB

Name	Age	Team	Finals Time
<b>A - Final</b>			
1 Trieschmann, Emily	13	SAS-FG	2:10.33 AAAA
2 MacEachern, Paige N	14	ECAC-FG	2:10.68 AAAA
3 Miller, Lucy C	14	SAS-FG	2:15.27 AAA
4 Aguilar, Nicole E	13	WOW-FG	2:16.39 AAA
5 Nordheim, Caroline I	14	SAS-FG	2:18.30 AA
6 Garcia, Giulianna	13	CSSC-FG	2:19.91 AA
7 Mutschler, Faith	13	WOW-FG	2:20.63 AA
--- Avedisian, Michaela	14	ECAC-FG	NS

## #37 Girls 13-14 200 Meter Free

**FGC Open Rec:** 2:01.35 2002 Dana Vollmer  
**FGC Record:** 2:02.80 1983 Michele Richardson  
 2:11.39 AAAA  
 2:17.59 AAA  
 2:23.89 AA  
 2:30.09 A  
 2:42.59 BB

Name	Age	Team	Prelim Time
<b>Preliminaries</b>			
1 Trieschmann, Emily	13	SAS-FG	2:12.58 qAAA
2 Miller, Lucy C	14	SAS-FG	2:17.11 qAAA
3 MacEachern, Paige N	14	ECAC-FG	2:17.41 qAAA
4 Aguilar, Nicole E	13	WOW-FG	2:19.34 qAA
5 Gonzalez, Shannelle	14	HSC-FG	2:19.44 qAA
6 Mutschler, Faith	13	WOW-FG	2:19.66 qAA
7 Nordheim, Caroline I	14	SAS-FG	2:20.89 qAA
8 Bannister, Lalinie D	13	TSA-FG	2:21.40 qAA
9 Garcia, Giulianna	13	CSSC-FG	2:21.75 AA
10 Avedisian, Michaela	14	ECAC-FG	2:21.94 AA
11 Diaz, Natalie	14	LLL-FG	2:22.09 AA
12 Mason, Olivia C	14	CSSC-FG	2:22.26 AA
13 Ravelo, Iliana	14	ASC-FG	2:23.53 AA
14 Fowler, Faith E	13	CSSC-FG	2:24.49 A
15 Lanahan, Lydia R	13	CSSC-FG	2:24.77 A

16 Farias, Ysabella R	13	ASC-FG	2:24.88 A
17 Rosa, Emily Y	14	YSPB-FG	2:25.86 A
18 Schimansky, Sarah A	14	CSSC-FG	2:26.16 A
19 Dattile, Briana E	13	CSSC-FG	2:26.67 A
20 Dennett, Amanda	14	ECAC-FG	2:27.89 A
21 Manrique, Karina	13	YSF-FG	2:29.08 A
22 Weeter, Morgan O	13	MART-FG	2:29.83 A
23 Bowe, Cecily S	14	TSA-FG	2:32.53 BB
24 Jordan, Callie	13	HAFL-FG	2:33.52 BB
25 Jorge, Daniela	14	MACM-FG	2:33.93 BB
26 Fors, Helen	13	HSC-FG	2:34.66 BB
27 Maikkula, Lily G	14	LLL-FG	2:34.85 BB
28 Ramirez, Isabella	14	TSA-FG	2:35.80 BB
29 Allan, Sarah J	13	ECAC-FG	2:36.20 BB
30 Torres, Lolagrace	13	LLL-FG	2:36.27 BB
31 Balade, Valentina A	13	CM-FG	2:37.49 BB
32 Weech, Kennedy L	13	LLL-FG	2:38.24 BB
33 Roy, Payton A	14	LLL-FG	2:40.29 BB
34 Scognamillo, Jenna N	13	LLL-FG	2:42.87
35 Flynn, Hope B	13	LLL-FG	2:43.00
36 Stegall, Maddison M	13	LLL-FG	2:43.08
37 Nagy, Ashley J	13	CSSC-FG	2:43.24
38 Nieto, Antonella V	13	CM-FG	2:43.71
39 Juodzevicius, Abby R	14	CM-FG	2:44.07
40 Luna, Mia	14	LLL-FG	2:44.54
41 Maldonado, Francesc	14	GYWD-CT	2:45.96
42 Adia, Isabella I	13	SAS-FG	2:46.32
43 Berrios, Vania	13	UN-07-FG	2:48.95
44 Perkins, Lilly M	13	ECAC-FG	2:51.85
--- Wells, Hailey I	13	CSSC-FG	NS

## #38 Boys 13-14 200 Meter Free

**FGC Open Rec:** 1:55.73 2014 Vance Sanders  
**FGC Record:** 1:55.32 2013 Julien Pinon  
 2:03.09 AAAA  
 2:08.89 AAA  
 2:14.79 AA  
 2:20.59 A  
 2:32.29 BB

Name	Age	Team	Finals Time
<b>A - Final</b>			
1 Hazlett, Alexander S	13	GYWD-CT	2:03.55 AAA
2 D'Avi, Jack	14	YSF-FG	2:03.71 AAA
3 Tarafa, Matthew A	13	HSC-FG	2:06.76 AAA
4 Paz, Hector J	14	MACM-FG	2:07.67 AAA
5 Roach, Ethan M	14	SAS-FG	2:07.74 AAA

6 Moldovanu, Philip	13	WOW-FG	2:10.07 AA
7 Gonzalez, Brian N	13	CSSC-FG	2:10.22 AA
8 Meyer, Alexander I	14	TSA-FG	2:11.59 AA

## #38 Boys 13-14 200 Meter Free

**FGC Open Rec:** 1:55.73 2014 Vance Sanders  
**FGC Record:** 1:55.32 2013 Julien Pinon  
 2:03.09 AAAA  
 2:08.89 AAA  
 2:14.79 AA  
 2:20.59 A  
 2:32.29 BB

Name	Age	Team	Prelim Time
<b>Preliminaries</b>			
1 D'Avi, Jack	14	YSF-FG	2:05.84 qAAA
2 Quijada, Daniel	14	HSC-FG	2:06.40 qAAA
3 Hazlett, Alexander S	13	GYWD-CT	2:06.41 qAAA
4 Tarafa, Matthew A	13	HSC-FG	2:07.10 qAAA
5 Paz, Hector J	14	MACM-FG	2:09.28 qAA
6 Roach, Ethan M	14	SAS-FG	2:09.39 qAA
7 Moldovanu, Philip	13	WOW-FG	2:11.21 qAA
8 Meyer, Alexander I	14	TSA-FG	2:11.73 qAA

9 Gonzalez, Brian N	13	CSSC-FG	2:11.85 AA
10 Branzell, Reese S	14	LLL-FG	2:13.13 AA
11 Ramos, Daniel A	14	MACM-FG	2:13.27 AA
12 Salas, Ricardo A	13	AZFL-FG	2:13.77 AA
13 Norris, Byron R	14	CANE-FG	2:13.82 AA
14 Aran, Grant A	14	CSSC-FG	2:14.22 AA
15 Lezcano, Carlos R	13	MACM-FG	2:15.09 A
16 Lopez, Jorge A	13	MACM-FG	2:15.31 A
17 Bonasera, Jason N	14	CSSC-FG	2:15.99 A
18 Marrero, Javier	14	FFSC-FG	2:16.68 A
19 Camden, Eric S	13	UN-08-FG	2:16.76 A
20 Lopez, Jesus M	14	YSF-FG	2:16.77 A
21 Nguyen, Ricky	14	FFSC-FG	2:17.39 A
22 Fermayer, Max	13	AZFL-FG	2:19.46 A
23 Rodriguez, Nick	13	MACM-FG	2:19.76 A
24 Pacheco, Sebastian A	13	MACM-FG	2:19.85 A
25 Veccio, Carlos	13	MACM-FG	2:20.11 A
26 Nordheim, Ryan E	14	SAS-FG	2:21.16 BB
27 Gabaldon, Matias	14	MACM-FG	2:21.84 BB
28 Lee, Han	14	WOW-FG	2:23.76 BB
29 Gomez del Campo, B	14	YSF-FG	2:23.88 BB
30 Louis-Jeune, Darion	13	CSSC-FG	2:24.18 BB
31 Puller, Maximus W	13	CANE-FG	2:24.62 BB



## 2017 Michael Lohberg Invitational-CSSC-061617, Sanction #: FGI061617CSSC-B14

## Coral Springs Aquatic Complex

## Results

## Preliminaries ... (#38 Boys 13-14 200 Meter Free)

32	Quijada, Samuel E	14 HSC-FG	2:25.48	BB
33	Schwartz, Benjamin I	14 SAS-FG	2:25.81	BB
34	Moreno, Luis E	13 HSC-FG	2:26.53	BB
35	Manzano, Matthew	13 LLL-FG	2:28.32	BB
36	Marin, Emilio A	14 MACM-FG	2:28.51	BB
37	Palacios, Alexis D	14 CM-FG	2:29.57	BB
38	Geathers, Jayden A	14 TSA-FG	2:29.89	BB
39	Forde, Yohance J	13 CANE-FG	2:30.10	BB
40	Zientek, Ivan	14 MACM-FG	2:31.15	BB
41	Veccio, Dylan	13 MACM-FG	2:33.76	
42	Neal, Vince M	14 LLL-FG	2:34.77	
43	Nogueira, Joao	13 AZFL-FG	2:37.34	
---	Neidert, Carson T	13 ECAC-FG	NS	

## #39 Girls 15&amp;O 200 Meter Free

2:38.69 BB

Name	Age	Team	Finals Time	
<b>A - Final</b>				
1	Paez, Isabella	21 MACM-FG	2:06.44	BB
2	Hernandez, Daniela M	21 AZFL-FG	2:06.66	BB
3	Noya, Arianna	20 MACM-FG	2:09.82	BB
4	Sizemore, Sloan M	17 MART-FG	2:10.90	BB
5	Merrill, Julia G	16 GYWD-CT	2:14.19	BB
6	Capalbo, Solana B	15 AZFL-FG	2:15.63	BB
7	Musleh, Lydia A	20 PAQ-FG	2:16.22	BB
8	Hernandez, Stephanie	18 MACM-FG	2:16.95	BB

## #39 Girls 15&amp;O 200 Meter Free

2:38.69 BB

Name	Age	Team	Prelim Time	
<b>Preliminaries</b>				
1	Pinto, Andreina D	25 MACM-FG	2:06.20	qBB
2	Hernandez, Daniela M	21 AZFL-FG	2:09.31	qBB
3	Noya, Arianna	20 MACM-FG	2:10.05	qBB
4	Pereira, Kyna J	20 FIU-FG	2:10.29	qBB
5	Paez, Isabella	21 MACM-FG	2:12.27	qBB
6	Merrill, Julia G	16 GYWD-CT	2:13.18	qBB
7	Musleh, Lydia A	20 PAQ-FG	2:13.69	qBB
8	Capalbo, Solana B	15 AZFL-FG	2:13.78	qBB
9	Sizemore, Sloan M	17 MART-FG	2:14.78	BB
10	Hernandez, Stephanie	18 MACM-FG	2:15.23	BB
11	Biro, Delaney P	15 CSSC-FG	2:15.34	BB
12	Trieschmann, Hannal	17 SAS-FG	2:15.62	BB

13	Riley, Elizabeth M	15 YSF-FG	2:16.62	BB
14	Bedard-Khalid, Cloe	18 MACM-FG	2:18.06	BB
15	Koch, Ellie	15 YSF-FG	2:18.25	BB
16	Lopez, Maria A	20 FIU-FG	2:18.72	BB
17	Phillips, Lacy F	18 ECAC-FG	2:18.78	BB
18	Jordan, Kasey	15 HAFL-FG	2:19.36	BB
19	Bernal, Barbara	18 AZFL-FG	2:19.71	BB
20	Soive, Natalie M	18 SAS-FG	2:19.88	BB
21	Salcedo, Daniela F	15 LLL-FG	2:20.98	BB
22	Tague, Erin S	16 LLL-FG	2:21.43	BB
23	Flynn, Ryan G	15 LLL-FG	2:21.44	BB
24	Scott, Samantha H	16 GYWD-CT	2:21.63	BB
25	Abovitz, Zoe C	16 AZFL-FG	2:22.04	BB
26	Phillips, Mary Reaga	16 ECAC-FG	2:22.23	BB
27	Litman, Samantha K	15 TSA-FG	2:22.76	BB
28	Brisco, Dakota J	15 LLL-FG	2:23.16	BB
29	Abair, Shauna N	16 ECAC-FG	2:24.68	BB
30	Smith, Matea M	15 TSA-FG	2:25.08	BB
31	Rios, Valentina	16 FFSC-FG	2:25.29	BB
32	Cozad, Grace	18 UN-03-FG	2:26.36	BB
33	Ham, Emme N	15 TSA-FG	2:29.29	BB
34	Colon, Annabelle V	16 FFSC-FG	2:29.77	BB
35	Perna, Sabrina I	17 FFSC-FG	2:30.27	BB
36	Szakacs, Lydia C	15 SAS-FG	2:31.90	BB
37	Finks, Madelene G	17 ECAC-FG	2:32.53	BB
38	Marrero, Cynthia	15 ASC-FG	2:32.63	BB
39	Tan, Ashley G	16 TSA-FG	2:34.04	BB
40	Borges, Diana	15 MACM-FG	2:34.69	BB
41	Christmas, Kassie B	17 LLL-FG	2:35.32	BB
---	Mackler, Danni R	16 SAS-FG	DNF	
Swimmer did not finish				
---	Eisenring, Stephanie	26 PAQ-FG	NS	
---	Hazlett, Kate G	16 GYWD-CT	NS	
---	Temperino, Eriana L	16 ECAC-FG	NS	

## #40 Boys 15&amp;O 200 Meter Free

2:26.09 BB

Name	Age	Team	Finals Time	
<b>A - Final</b>				
1	Lavado, Marcos A	25 AZFL-FG	1:51.97	BB
2	Fungairino, Aitor S	16 MACM-FG	1:54.01	BB
3	Depassier, Jorge A	17 AZFL-FG	1:55.16	BB
4	Lupoli, Franco A	23 AZFL-FG	1:55.38	BB
5	Vives, Brandon F	18 MACM-FG	1:56.58	BB
6	Iturbe, Julian Enrique	17 AZFL-FG	1:56.97	BB
7	Aguilar, Adrian	16 MACM-FG	1:59.28	BB

8	Madeira, Miguel M	20 MACM-FG	2:00.43	BB
---	-------------------	------------	---------	----

## #40 Boys 15&amp;O 200 Meter Free

2:26.09 BB

Name	Age	Team	Prelim Time	
<b>Preliminaries</b>				
1	Fungairino, Aitor S	16 MACM-FG	1:54.48	qBB
2	Depassier, Jorge A	17 AZFL-FG	1:56.39	qBB
3	Lupoli, Franco A	23 AZFL-FG	1:56.57	qBB
4	Iturbe, Julian Enrique	17 AZFL-FG	1:57.62	qBB
5	Lavado, Marcos A	25 AZFL-FG	1:57.94	qBB
6	Vives, Brandon F	18 MACM-FG	1:58.05	qBB
7	Madeira, Miguel M	20 MACM-FG	1:58.80	qBB
8	Aguilar, Adrian	16 MACM-FG	1:58.83	qBB
9	Machado, Diego	16 TSA-FG	1:59.62	BB
10	Omana, Carlos T	24 MACM-FG	2:00.16	BB
11	Arrieta, Alex A	19 MACM-FG	2:00.40	BB
12	Wong, Andres	15 MACM-FG	2:00.79	BB
13	McKeon, Andres A	15 CSSC-FG	2:01.30	BB
14	Barberena, Eisner A	22 AZFL-FG	2:02.35	BB
15	Espinoza, Gregory A	17 MACM-FG	2:02.78	BB
16	Bucaro, Luis P	16 TSA-FG	2:02.95	BB
17	Hernandez, Nixon	19 ECAC-FG	2:03.08	BB
18	Torres, John	16 FFSC-FG	2:03.15	BB
19	Brisco, Dylan J	17 LLL-FG	2:03.17	BB
20	Vargas, Andres	15 MACM-FG	2:03.34	BB
21	Sweeting, Kenaz G	16 HAFL-FG	2:03.77	BB
*22	Vargas, Adrian A	18 MACM-FG	2:03.96	BB
*22	Ho, Ted N	16 ECAC-FG	2:03.96	BB
24	Proctor, Noah J	16 MART-FG	2:04.37	BB
25	Limia, Michael	19 MACM-FG	2:04.89	BB
26	Amor, Matthew	15 HSC-FG	2:04.97	BB
27	Albury, Miller M	17 PAQ-FG	2:05.00	BB
28	Rivero, Bryan O	15 HSC-FG	2:05.07	BB
29	Abascal, Bernardo	19 AZFL-FG	2:05.33	BB
30	Pierce, Bryce E	20 ECAC-FG	2:05.42	BB
31	DiMatteo, Kyle E	16 LLL-FG	2:05.53	BB
32	Diaz, Jose N	16 AZFL-FG	2:05.68	BB
33	Darin, Geno G	19 PAQ-FG	2:06.31	BB
34	Matheus, Eric	17 SAS-FG	2:06.73	BB
35	Dworet, Nicholas P	17 TSA-FG	2:06.80	BB
36	Gomez, Santiago A	15 AZFL-FG	2:06.84	BB
37	Ingram, Jared L	18 LLL-FG	2:06.88	BB
38	Parravano, Vittorio B	15 MACM-FG	2:07.28	BB
39	Sanchez, Michael	16 ASC-FG	2:07.45	BB





2017 Michael Lohberg Invitational-CSSC-061617, Sanction #: FGI061617CSSC-B14

Coral Springs Aquatic Complex

Results

**Preliminaries ... (#40 Boys 15&O 200 Meter Free)**

*40 Hernandez, Kalvin S	16 CSSC-FG	2:07.80	BB
*40 Fraiman, Elad	18 AZFL-FG	2:07.80	BB
42 Vivas, Martin	18 YSF-FG	2:08.14	BB
43 Picon, Neil	15 MACM-FG	2:08.15	BB
44 Miller, Maxwell A	16 YSF-FG	2:08.73	BB
45 Capalbo, Ivan D	17 AZFL-FG	2:09.02	BB
46 Kirton, Toshi T	17 LLL-FG	2:09.14	BB
47 Forde, Jelani R	18 CANE-FG	2:09.31	BB
48 Rahrig, Michael T	20 LLL-FG	2:09.53	BB
49 Rintel, Andreas	20 LLL-FG	2:09.94	BB
50 Escobar, Daniel E	15 TSA-FG	2:09.95	BB
51 Marin, Hugo E	17 MACM-FG	2:10.13	BB
52 Gil, Drake E	16 UN-02-FG	2:10.18	BB
53 Hoost, Irvin M	18 MACM-FG	2:10.57	BB
54 Montana, David F	15 MACM-FG	2:10.69	BB
55 Baucells, Rogelio	16 FFSC-FG	2:11.25	BB
56 Farias, Tomas M	16 ASC-FG	2:11.44	BB
57 Rodriguez, Nando	16 MACM-FG	2:11.67	BB
58 Gomez, Rodrigo A	15 AZFL-FG	2:11.79	BB
59 Marrero, Manuel	15 ASC-FG	2:12.74	BB
60 Shover, Kaden W	18 PAQ-FG	2:12.85	BB
61 Valle, Ricardo	15 UN-05-FG	2:13.10	BB
62 Seniuta, Tadas	15 SAS-FG	2:13.76	BB
63 Kennedy, William T	17 LLL-FG	2:14.08	BB
64 Faucher, Diego	18 MACM-FG	2:14.15	BB
*65 Sierra, Sebastian J	16 TSA-FG	2:14.17	BB
*65 Tatton, Kyle V	17 SAS-FG	2:14.17	BB
67 Carlson, Carter N	15 SAS-FG	2:14.29	BB
68 Marks, Connor M	15 CSSC-FG	2:14.59	BB
69 Brache, Christopher	17 HSC-FG	2:15.28	BB
70 Alvarez, Angel	15 ASC-FG	2:15.60	BB
71 Simpson, Daniel A	18 MACM-FG	2:16.12	BB
72 Alegre, Aaron	15 MACM-FG	2:16.16	BB
73 Schechter, Zach Z	16 CANE-FG	2:17.73	BB
74 Rogers, Nick A	20 LLL-FG	2:17.88	BB
75 DiChiara, Nick J	17 PAQ-FG	2:18.82	BB
76 Schutz, Brandon D	16 CSSC-FG	2:18.99	BB
77 Ledo, Ryan	16 MACM-FG	2:20.16	BB
78 Blanco, Aaron v	16 AZFL-FG	2:21.74	BB
79 Mutschler, Ian K	15 WOW-FG	2:21.82	BB
80 Myerson, Maxwell J	16 ESC-FG	2:23.07	BB
81 Casey Esparza, Olive	16 PAQ-FG	2:23.28	BB
82 Ortiz, Simon	19 AZFL-FG	2:23.45	BB
83 Murray, Jake K	17 MART-FG	2:23.52	BB

84 Tages, Gannen	16 CSSC-FG	2:24.24	BB
85 Parraga, Fabrizio D	15 CSSC-FG	2:25.95	BB
86 Rahrig, Steven L	17 LLL-FG	2:26.56	
87 Soria, Karl E	17 ECAC-FG	2:26.85	
88 Quesada-Amor, Alex	15 HSC-FG	2:28.24	
89 Londono, Andres A	18 CSSC-FG	2:33.92	
---	Blanco, David A	15 CSSC-FG	NS
---	Rivero, Ruben A	16 UN-03-FG	NS
---	Marsal, Sebastian W	15 FFSC-FG	NS
---	Gijsendorfer, Charlie	17 ECAC-FG	NS
---	Serrano, Tito A	16 MACM-FG	NS
---	Franzino, Patrick J	15 CSSC-FG	NS
---	Furman, Henry	18 PAQ-FG	NS

**#41 Girls 10&U 100 Meter Fly**

**FGC Open Rec: 1:11.36 1991 Luciana Genova**  
**FGC Record: 1:11.22 1994 Victoria Genova**  
**1:18.89 AAAA**  
**1:24.59 AAA**  
**1:30.29 AA**  
**1:35.99 A**  
**1:52.99 BB**

Name	Age	Team	Finals Time
<b>A - Final</b>			
1 Anton, Sidney	10	AZFL-FG	1:17.55 AAAA
2 Rotchin, Leorah M	10	WOW-FG	1:17.80 AAAA
3 Ronie, Regan E	10	WOW-FG	1:25.29 AA
4 Nieto, Bianca G	10	CM-FG	1:25.68 AA
5 Han, Miranda A	10	WOW-FG	1:30.68 A
6 Suarez, Rhanian G	10	CSSC-FG	1:34.65 A
7 Montes, Mariana	9	CSSC-FG	1:36.03 BB
8 Schoenborn, Sammy	10	CSSC-FG	1:40.83 BB

**#41 Girls 10&U 100 Meter Fly**

**FGC Open Rec: 1:11.36 1991 Luciana Genova**  
**FGC Record: 1:11.22 1994 Victoria Genova**  
**1:18.89 AAAA**  
**1:24.59 AAA**  
**1:30.29 AA**  
**1:35.99 A**  
**1:52.99 BB**

Name	Age	Team	Prelim Time
<b>Preliminaries</b>			
1 Anton, Sidney	10	AZFL-FG	1:20.29 qAAA
2 Rotchin, Leorah M	10	WOW-FG	1:21.84 qAAA
3 Nieto, Bianca G	10	CM-FG	1:22.17 qAAA

4 Ronie, Regan E	10	WOW-FG	1:25.07 qAA
5 Han, Miranda A	10	WOW-FG	1:34.11 qA
6 Montes, Mariana	9	CSSC-FG	1:34.76 qA
7 Suarez, Rhanian G	10	CSSC-FG	1:37.66 qBB
8 Schoenborn, Sammy	10	CSSC-FG	1:39.50 qBB
9 Manzano, Melanie E	10	LLL-FG	1:41.76 BB
10 Nieto, Vivean S	10	CM-FG	1:41.82 BB
11 Idler, Sahara	9	MACM-FG	1:43.01 BB
12 Perez, Isabella M	10	CSSC-FG	1:47.21 BB
13 Meserole, Gabriella	10	YSPB-FG	1:48.07 BB
14 Gammons, Addison I	10	LLL-FG	1:53.11
15 Gammons, Avery A	8	LLL-FG	1:55.51
16 Krull, Allison D	9	LLL-FG	1:57.30
17 Jorge, Sofia	9	MACM-FG	1:58.36
---	Hurwitz, Alera J	8	WOW-FG NS
---	Alvarez, Valentina N	9	MACM-FG NS

**#42 Boys 10&U 100 Meter Fly**

**FGC Open Rec: 1:09.88 2016 Kaii Winkler**  
**FGC Record: 1:09.88 2016 Kaii Winkler**  
**1:18.49 AAAA**  
**1:23.99 AAA**  
**1:29.49 AA**  
**1:34.99 A**  
**1:51.39 BB**

Name	Age	Team	Finals Time
<b>A - Final</b>			
1 Bailey, Lucas A	10	ECAC-FG	1:17.46 AAAA
2 Ferguson, Dylan C	10	FFSC-FG	1:24.06 AA
3 Domokos-Murphy, W	8	SAS-FG	1:25.40 AA
4 Sharp, Antoine J	9	LLL-FG	1:27.02 AA
5 Karachun, Matviy	9	YSF-FG	1:29.39 AA
6 Mullings, Scott H	10	WOW-FG	1:29.79 A
7 Lezcano, Julian M	10	MACM-FG	1:32.59 A
8 Connors, Billy M	9	WOW-FG	1:35.68 BB





## 2017 Michael Lohberg Invitational-CSSC-061617, Sanction #: FGI061617CSSC-B14

## Coral Springs Aquatic Complex

## Results

## #42 Boys 10&amp;U 100 Meter Fly

FGC Open Rec: 1:09.88 2016 Kaii Winkler

FGC Record: 1:09.88 2016 Kaii Winkler

1:18.49 AAAA

1:23.99 AAA

1:29.49 AA

1:34.99 A

1:51.39 BB

Name	Age	Team	Prelim Time
<b>Preliminaries</b>			
1 Bailey, Lucas A	10	ECAC-FG	1:16.41 qAAAA
2 Ferguson, Dylan C	10	FFSC-FG	1:25.05 qAA
3 Domokos-Murphy, W	8	SAS-FG	1:25.43 qAA
4 Karachun, Matviy	9	YSF-FG	1:28.38 qAA
5 Sharp, Antoine J	9	LLL-FG	1:29.55 qA
6 Lezcano, Julian M	10	MACM-FG	1:30.05 qA
7 Mullings, Scott H	10	WOW-FG	1:32.19 qA
8 Connors, Billy M	9	WOW-FG	1:38.40 qBB
9 Gudino, Juanfra N	10	CANE-FG	1:53.22
--- Contreras, Sebastian	9	UN-05-FG	NS

## #43 Girls 11-12 100 Meter Fly

FGC Open Rec: 1:05.09 2004 Lauren Harrington

FGC Record: 1:04.24 2009 Megan Moroney

1:09.29 AAAA

1:13.19 AAA

1:16.99 AA

1:20.79 A

1:28.49 BB

Name	Age	Team	Finals Time
<b>A - Final</b>			
1 Robertson, Emily R	12	CSSC-FG	1:10.36 AAA
2 Edwards, Daphne M	12	GYWD-CT	1:12.35 AAA
3 Diaz, Sophia G	12	MACM-FG	1:13.44 AA
4 Sharp, Angelina J	12	LLL-FG	1:13.95 AA
5 Yordi, Rachel	12	UN-01-FG	1:16.72 AA
6 Wood, Breanna N	11	SAS-FG	1:17.93 A
7 Bonasera, Kaitlyn R	12	CSSC-FG	1:20.74 A
8 Garcia, Camila	11	YSPB-FG	1:21.59 BB

## #43 Girls 11-12 100 Meter Fly

FGC Open Rec: 1:05.09 2004 Lauren Harrington

FGC Record: 1:04.24 2009 Megan Moroney

1:09.29 AAAA

1:13.19 AAA

1:16.99 AA

1:20.79 A

1:28.49 BB

Name	Age	Team	Prelim Time
<b>Preliminaries</b>			
1 Edwards, Daphne M	12	GYWD-CT	1:12.92 qAAA
2 Diaz, Sophia G	12	MACM-FG	1:13.13 qAAA
3 Robertson, Emily R	12	CSSC-FG	1:15.37 qAA
4 Yordi, Rachel	12	UN-01-FG	1:17.38 qA
5 Wood, Breanna N	11	SAS-FG	1:18.84 qA
6 Sharp, Angelina J	12	LLL-FG	1:20.35 qA
7 Bonasera, Kaitlyn R	12	CSSC-FG	1:22.07 qBB
8 Garcia, Camila	11	YSPB-FG	1:22.19 qBB
9 Lilienthal, Rachel	12	ECAC-FG	1:23.19 BB
10 Ward, Payton A	12	CSSC-FG	1:24.96 BB
11 Olson, Elisabeth G	12	CSSC-FG	1:24.96 BB
12 McCranie, Julianne	11	AZFL-FG	1:25.00 BB
13 Alvarez, Isabella	12	MACM-FG	1:25.71 BB
14 Baucells, Angelina	11	FFSC-FG	1:25.85 BB
15 Bucaro, Marcela	12	TSA-FG	1:26.34 BB
16 Frazier, Sara M	12	FFSC-FG	1:28.51
17 Franco, Emily E	12	MACM-FG	1:28.64
18 James, Madi G	12	FFSC-FG	1:30.11
19 Rasmussen, Bella M	12	LLL-FG	1:37.98
20 Salcedo, Sara F	12	LLL-FG	1:50.71
21 Volot, Maya	12	LLL-FG	1:52.22
--- Barnhardt, Rylie D	12	SFTL-FG	NS

## #43A Girls 11-12 100 Meter Fly Swim-off

FGC Open Rec: 1:05.09 2004 Lauren Harrington

FGC Record: 1:04.24 2009 Megan Moroney

1:09.29 AAAA

1:13.19 AAA

1:16.99 AA

1:20.79 A

1:28.49 BB

Name	Age	Team	Finals Time
<b>- Swim-off</b>			
1 Ward, Payton A	12	CSSC-FG	1:20.02 A

2 Olson, Elisabeth G 12 CSSC-FG 1:21.57 BB

## #44 Boys 11-12 100 Meter Fly

FGC Open Rec: 1:03.35 2014 Rafael Rodriguez

FGC Record: 1:02.19 2014 Rafael Rodriguez

1:06.99 AAAA

1:10.89 AAA

1:14.69 AA

1:18.59 A

1:26.29 BB

Name	Age	Team	Finals Time
<b>A - Final</b>			
1 Martin, Chuli	12	UN-01-FG	1:06.50 AAAA
2 Pujula, Charles	12	HSC-FG	1:08.63 AAA
3 Kjaerulff, Nicholas	12	ECAC-FG	1:12.54 AA
4 Balbi, Julian A	12	SAS-FG	1:13.89 AA
5 Cancio, Marco A	11	CM-FG	1:16.79 A
6 Balbi, Diego N	11	SAS-FG	1:17.00 A
7 Aronsohn, Matthew C	12	SAS-FG	1:20.58 BB
8 Alvarez, Alejandro	12	CSSC-FG	1:25.59 BB

## #44 Boys 11-12 100 Meter Fly

FGC Open Rec: 1:03.35 2014 Rafael Rodriguez

FGC Record: 1:02.19 2014 Rafael Rodriguez

1:06.99 AAAA


1:10.89 AAA

1:14.69 AA

1:18.59 A

1:26.29 BB

Name	Age	Team	Prelim Time
<b>Preliminaries</b>			
1 Martin, Chuli	12	UN-01-FG	1:06.68 qAAAA
2 Pujula, Charles	12	HSC-FG	1:09.09 qAAA
3 Kjaerulff, Nicholas	12	ECAC-FG	1:12.90 qAA
4 Balbi, Julian A	12	SAS-FG	1:14.02 qAA
5 Balbi, Diego N	11	SAS-FG	1:16.12 qA
6 Cancio, Marco A	11	CM-FG	1:17.64 qA
7 Aronsohn, Matthew C	12	SAS-FG	1:22.78 qBB
8 Alvarez, Alejandro	12	CSSC-FG	1:26.60 q
9 Wolpers, Jack H	11	GYWD-CT	1:28.99



## 2017 Michael Lohberg Invitational-CSSC-061617, Sanction #: FGI061617CSSC-B14

## Coral Springs Aquatic Complex

## Results

## #45 Girls 13-14 100 Meter Fly

FGC Open Rec: 1:01.41 2002 Elaine Breeden

FGC Record: 1:01.10 2009 Chelsea Britt

1:05.49 AAAA

1:08.59 AAA

1:11.69 AA

1:14.79 A

1:21.09 BB

Name	Age	Team	Finals Time	
<b>A - Final</b>				
1 Roque, Anelis	14	MACM-FG	1:05.64	AAA
2 Garcia, Giulianna	13	CSSC-FG	1:08.11	AAA
3 Aguilar, Nicole E	13	WOW-FG	1:08.42	AAA
4 Kondratovitch, Ana	14	HSC-FG	1:08.91	AA
5 Murphy, Megan M	13	ECAC-FG	1:09.29	AA
6 Hebert, Madelyn M	13	SAS-FG	1:09.35	AA
7 Gooding, Adriana	13	AZFL-FG	1:11.03	AA
8 Dennett, Amanda	14	ECAC-FG	1:13.63	A

## #45 Girls 13-14 100 Meter Fly

FGC Open Rec: 1:01.41 2002 Elaine Breeden

FGC Record: 1:01.10 2009 Chelsea Britt

1:05.49 AAAA

1:08.59 AAA

1:11.69 AA

1:14.79 A

1:21.09 BB

Name	Age	Team	Prelim Time	
<b>Preliminaries</b>				
1 Roque, Anelis	14	MACM-FG	1:07.21	qAAA
2 Kondratovitch, Ana	14	HSC-FG	1:09.48	qAA
3 Hebert, Madelyn M	13	SAS-FG	1:10.19	qAA
4 Gooding, Adriana	13	AZFL-FG	1:10.31	qAA
5 Garcia, Giulianna	13	CSSC-FG	1:10.53	qAA
6 Aguilar, Nicole E	13	WOW-FG	1:10.88	qAA
7 Gonzalez, Shannelle	14	HSC-FG	1:11.51	qAA
8 Murphy, Megan M	13	ECAC-FG	1:12.29	qA
9 Dennett, Amanda	14	ECAC-FG	1:14.04	A
10 Campos, Odezza C	13	WOW-FG	1:15.02	BB
11 Diaz, Natalie	14	LLL-FG	1:16.86	BB
12 Orellana, Carla P	14	CM-FG	1:18.55	BB
13 Nordheim, Caroline I	14	SAS-FG	1:18.58	BB
14 Fors, Helen	13	HSC-FG	1:18.85	BB
15 Torres, Lolagrace	13	LLL-FG	1:20.16	BB

16 Weech, Kennedy L	13	LLL-FG	1:21.10	
17 Mason, Olivia C	14	CSSC-FG	1:21.92	
18 Luna, Mia	14	LLL-FG	1:29.33	
19 Flynn, Hope B	13	LLL-FG	1:29.49	
20 Maikkula, Lily G	14	LLL-FG	1:31.47	
21 Perkins, Lilly M	13	ECAC-FG	1:35.45	
22 Stegall, Maddison M	13	LLL-FG	1:35.79	
--- Scognamillo, Jenna N	13	LLL-FG		DQ
Did not execute movement of both feet in same way				
--- Roy, Payton A	14	LLL-FG		NS

## #46 Boys 13-14 100 Meter Fly

FGC Open Rec: 54.59 2014 Michael Andrew

FGC Record: 58.02 2009 Yousef Alaskari

1:00.99 AAAA

1:03.89 AAA

1:06.79 AA

1:09.69 A

1:15.49 BB

Name	Age	Team	Finals Time	
<b>A - Final</b>				
1 Hermida, Jose M	14	MACM-FG	1:01.51	AAA
2 Hazlett, Alexander S	13	GYWD-CT	1:03.18	AAA
3 Tarafa, Matthew A	13	HSC-FG	1:05.38	AA
4 Nguyen, Ricky	14	FFSC-FG	1:06.13	AA
5 Ramos, Daniel A	14	MACM-FG	1:06.99	A
6 Branzell, Reese S	14	LLL-FG	1:07.50	A
7 D'Avi, Jack	14	YSF-FG	1:08.31	A
8 Gonzalez, Brian N	13	CSSC-FG	1:08.32	A

## #46 Boys 13-14 100 Meter Fly

FGC Open Rec: 54.59 2014 Michael Andrew

FGC Record: 58.02 2009 Yousef Alaskari

1:00.99 AAAA

1:03.89 AAA

1:06.79 AA

1:09.69 A

1:15.49 BB

Name	Age	Team	Prelim Time	
<b>Preliminaries</b>				
1 Hermida, Jose M	14	MACM-FG	1:02.25	qAAA
2 Hazlett, Alexander S	13	GYWD-CT	1:03.97	qAA
3 D'Avi, Jack	14	YSF-FG	1:04.94	qAA
4 Tarafa, Matthew A	13	HSC-FG	1:05.95	qAA
5 Nguyen, Ricky	14	FFSC-FG	1:06.43	qAA
6 Branzell, Reese S	14	LLL-FG	1:06.63	qAA

7 Ramos, Daniel A	14	MACM-FG	1:07.58	qA
8 Gonzalez, Brian N	13	CSSC-FG	1:08.09	qA
9 Moldovanu, Philip	13	WOW-FG	1:08.43	A
10 Lopez, Jorge A	13	MACM-FG	1:08.54	A
11 Norris, Byron R	14	CANE-FG	1:08.60	A
12 Efimov, Niki	13	UN-01-FG	1:09.25	A
13 Salas, Ricardo A	13	AZFL-FG	1:09.43	A
14 Quijada, Daniel	14	HSC-FG	1:10.43	BB
15 Sanchez, Andres	13	UN-05-FG	1:11.65	BB
16 Forde, Yohance J	13	CANE-FG	1:12.08	BB
17 Aran, Grant A	14	CSSC-FG	1:12.34	BB
18 Camden, Eric S	13	UN-08-FG	1:12.88	BB
19 Nordheim, Ryan E	14	SAS-FG	1:14.04	BB
20 Manzano, Matthew	13	LLL-FG	1:14.71	BB
21 Hewitt, Carter M	13	ECAC-FG	1:15.80	
22 Puller, Maximus W	13	CANE-FG	1:16.47	
23 Veccio, Dylan	13	MACM-FG	1:22.90	
24 Geathers, Jayden A	14	TSA-FG	1:22.91	
25 Neal, Vince M	14	LLL-FG	1:23.61	
--- Neidert, Carson T	13	ECAC-FG		NS

## #47 Girls 15&amp;O 100 Meter Fly

1:19.49 BB

Name Age Team Finals Time

Name	Age	Team	Finals Time	
<b>A - Final</b>				
1 Paez, Isabella	21	MACM-FG	1:00.65	BB
2 Cummings, Madison	15	ECAC-FG	1:02.43	BB
3 Hazlett, Kate G	16	GYWD-CT	1:04.09	BB
4 Casellas, Patricia M	27	AZFL-FG	1:04.84	BB
5 Biro, Delaney P	15	CSSC-FG	1:07.27	BB
6 Yu, Roxanne	20	CANE-FG	1:07.33	BB
7 Roque, Angelina	16	MACM-FG	1:09.25	BB
8 Cozad, Ashley	15	UN-03-FG	1:10.23	BB

## #47 Girls 15&amp;O 100 Meter Fly

1:19.49 BB

Name Age Team Prelim Time

Name	Age	Team	Prelim Time	
<b>Preliminaries</b>				
1 Paez, Isabella	21	MACM-FG	1:02.74	qBB
2 Cummings, Madison	15	ECAC-FG	1:04.82	qBB
3 Hazlett, Kate G	16	GYWD-CT	1:05.31	qBB
4 Casellas, Patricia M	27	AZFL-FG	1:05.88	qBB
5 Bedard-Khalid, Cloe	18	MACM-FG	1:06.37	qBB
6 Yu, Roxanne	20	CANE-FG	1:07.14	qBB
7 Biro, Delaney P	15	CSSC-FG	1:07.57	qBB



2017 Michael Lohberg Invitational-CSSC-061617, Sanction #: FGI061617CSSC-B14

Coral Springs Aquatic Complex

Results

**Preliminaries ... (#47 Girls 15&O 100 Meter Fly)**

8	Roque, Angelina	16 MACM-FG	1:09.38	qBB
9	Cozad, Ashley	15 UN-03-FG	1:10.18	BB
10	Rodriguez, Caroline	15 ASC-FG	1:10.77	BB
11	Riley, Elizabeth M	15 YSF-FG	1:10.93	BB
12	Bernal, Barbara	18 AZFL-FG	1:11.45	BB
13	Beltrano, Gabby J	15 SAS-FG	1:11.93	BB
14	Sizemore, Sloan M	17 MART-FG	1:12.19	BB
15	Tague, Erin S	16 LLL-FG	1:12.87	BB
16	Salcedo, Daniela F	15 LLL-FG	1:13.41	BB
17	Abovitz, Zoe C	16 AZFL-FG	1:14.44	BB
18	Christmas, Kassie B	17 LLL-FG	1:14.90	BB
19	Flynn, Ryan G	15 LLL-FG	1:14.97	BB
20	Litman, Samantha K	15 TSA-FG	1:16.40	BB
21	Brisco, Dakota J	15 LLL-FG	1:16.57	BB
22	Hunnewell, Nicole J	19 FIU-FG	1:17.52	BB
23	Trieschmann, Hannal	17 SAS-FG	1:17.74	BB
24	Marrero, Cynthia	15 ASC-FG	1:18.52	BB
25	Soive, Natalie M	18 SAS-FG	1:18.96	BB
26	Romero, Augustina F	17 WOW-FG	1:22.12	
27	Colon, Annabelle V	16 FFSC-FG	1:22.17	
---	Barral, Annie M	18 FIU-FG		DQ
Head did not break surface by 15 meters after start or turn				
---	Temperino, Eriana L	16 ECAC-FG		NS
---	Koch, Ellie	15 YSF-FG		NS
---	Rodriguez, Stephanie	16 MACM-FG		NS

**#48 Boys 15&O 100 Meter Fly**  
1:11.79 BB

Name	Age	Team	Finals Time	
A - Final				
1	Lavado, Marcos A	25 AZFL-FG	54.82	BB
2	Lima, Edson S	23 AZFL-FG	55.45	BB
3	Borgen, Runar	23 PAQ-FG	56.55	BB
4	Vives, Brandon F	18 MACM-FG	57.55	BB
5	Hoost, Irvin M	18 MACM-FG	57.66	BB
6	Moya, Adrian	18 MACM-FG	58.10	BB
7	Aguilar, Adrian	16 MACM-FG	58.98	BB
---	Aimable, Steven	17 UN-05-FG		DQ
Head did not break surface by 15 meters after start or turn				

**#48 Boys 15&O 100 Meter Fly**  
1:11.79 BB

Name	Age	Team	Prelim Time	
<b>Preliminaries</b>				
1	Lavado, Marcos A	25 AZFL-FG	55.19	qBB
2	Lima, Edson S	23 AZFL-FG	56.11	qBB
3	Aimable, Steven	17 UN-05-FG	57.44	qBB
4	Borgen, Runar	23 PAQ-FG	57.60	qBB
5	Vives, Brandon F	18 MACM-FG	57.80	qBB
6	Moya, Adrian	18 MACM-FG	58.35	qBB
7	Aguilar, Adrian	16 MACM-FG	59.10	qBB
8	Hoost, Irvin M	18 MACM-FG	59.13	qBB
9	Torres, Daniel G	26 UN-05-FG	59.18	BB
10	Vasquez, Carlos	17 TSA-FG	59.38	BB
11	Depassier, Jorge A	17 AZFL-FG	59.45	BB
12	Ho, Ted N	16 ECAC-FG	59.62	BB
13	Torres, John	16 FFSC-FG	59.79	BB
14	Lupoli, Franco A	23 AZFL-FG	59.99	BB
15	Machado, Diego	16 TSA-FG	1:00.08	BB
16	Balbi, Joshua A	15 SAS-FG	1:00.14	BB
17	Montero, Nestor E	15 MACM-FG	1:00.15	BB
18	Hernandez, Nixon	19 ECAC-FG	1:00.56	BB
19	Espinoza, Gregory A	17 MACM-FG	1:00.78	BB
20	Lares, Andres A	17 AZFL-FG	1:01.04	BB
21	Rahrig, Michael T	20 LLL-FG	1:01.17	BB
22	DiMatteo, Kyle E	16 LLL-FG	1:01.19	BB
23	DeGrijze, Kevin	15 ECAC-FG	1:01.22	BB
24	Vargas, Adrian A	18 MACM-FG	1:01.65	BB
25	Ingram, Jared L	18 LLL-FG	1:01.99	BB
*26	Arrieta, Alex A	19 MACM-FG	1:02.01	BB
*26	Pierce, Bryce E	20 ECAC-FG	1:02.01	BB
28	Vivas, Martin	18 YSF-FG	1:02.07	BB
29	Scott, Parker H	16 GYWD-CT	1:02.16	BB
30	Lubian, George	17 FFSC-FG	1:02.60	BB
31	Brisco, Dylan J	17 LLL-FG	1:02.68	BB
32	Kirtan, Toshi T	17 LLL-FG	1:03.17	BB
33	Hernandez, Kalvin S	16 CSSC-FG	1:03.65	BB
34	Parravano, Vittorio B	15 MACM-FG	1:04.00	BB
35	Stankovic, Jonathan I	18 ECAC-FG	1:04.09	BB
36	Miller, Maxwell A	16 YSF-FG	1:04.54	BB
37	Rintel, Andreas	20 LLL-FG	1:04.71	BB
38	Dworet, Nicholas P	17 TSA-FG	1:04.76	BB
39	Baucells, Rogelio	16 FFSC-FG	1:04.82	BB
40	McKeon, Andres A	15 CSSC-FG	1:04.96	BB

41	Rojas, Yonder J	16 MACM-FG	1:04.99	BB
42	Montana, David F	15 MACM-FG	1:05.02	BB
43	De la Cruz, Julio	16 ASC-FG	1:05.22	BB
44	Forde, Jelani R	18 CANE-FG	1:05.38	BB
45	de la Torre, Alejandr	18 MACM-FG	1:05.40	BB
46	Rogers, Nick A	20 LLL-FG	1:05.92	BB
47	Faucher, Diego	18 MACM-FG	1:05.94	BB
48	Caracciolo, Kyle C	19 AZFL-FG	1:06.11	BB
49	Proctor, Noah J	16 MART-FG	1:06.17	BB
50	Landi, Nick T	22 LLL-FG	1:06.56	BB
51	Valdivieso, Daniel A	17 MACM-FG	1:06.76	BB
52	Anderson, Cameron	18 MART-FG	1:07.75	BB
53	Kennedy, William T	17 LLL-FG	1:07.90	BB
54	Simpson, Daniel A	18 MACM-FG	1:08.36	BB
55	Brache, Christopher	17 HSC-FG	1:08.41	BB
56	Sanchez, Michael	16 ASC-FG	1:08.73	BB
57	Rodriguez, Nando	16 MACM-FG	1:08.92	BB
58	Behar, Steven	15 ECAC-FG	1:09.38	BB
59	Savino, Gianni L	16 CSSC-FG	1:09.85	BB
60	Moran, Bryan	18 AZFL-FG	1:11.20	BB
61	Rahrig, Steven L	17 LLL-FG	1:11.66	BB
*62	Westine, John G	16 ECAC-FG	1:12.87	
*62	Blanco, Aaron v	16 AZFL-FG	1:12.87	
64	McCormick, Sam J	15 CSSC-FG	1:14.02	
65	Manzano, Carlos J	17 MACM-FG	1:17.58	
66	Londono, Andres A	18 CSSC-FG	1:17.80	
67	Quesada-Amor, Alex	15 HSC-FG	1:20.17	
---	Acosta, Brandon D	16 MACM-FG		DQ
Did not touch wall with both hands simultaneously at turn				
---	Rivero, Ruben A	16 UN-03-FG		NS
---	Blanco, David A	15 CSSC-FG		NS
---	Gil, Drake E	16 UN-02-FG		NS
---	Albury, Miller M	17 PAQ-FG		NS
---	Philips, Xavier N	19 ECAC-FG		SCR

**#49 Girls 11-12 200 Meter Breast**

**FGC Open Rec:** 2:37.52 2016 **Meghan Lynch**  
**FGC Record:** 2:45.04 2001 **Katie Marsh**

2:54.49 **AAAA**  
3:02.79 **AAA**  
3:11.19 **AA**  
3:19.49 **A**  
3:36.09 **BB**

Name	Age	Team	Finals Time	
A - Final				
1	Sierra, Micaela	12 CSSC-FG	2:48.14	AAAA



## 2017 Michael Lohberg Invitational-CSSC-061617, Sanction #: FGI061617CSSC-B14

## Coral Springs Aquatic Complex

## Results

## A - Final ... (#49 Girls 11-12 200 Meter Breast)

2	Miller, Erin G	12 SAS-FG	3:01.61	AAA
3	Araujo, Rafaella S	12 AZFL-FG	3:07.97	AA
4	Edwards, Daphne M	12 GYWD-CT	3:13.92	A
5	Barnhardt, Rylie D	12 SFTL-FG	3:14.64	A
6	Rosa, Anna G	12 YSPB-FG	3:18.74	A
---	Fernandez, Michelle	12 HSC-FG	DQ	
More than one butterfly kick during the first arm stroke a				
---	Hebert, Maci M	11 SAS-FG	DQ	
Did not touch wall with both hands simultaneously at turn				

## #49 Girls 11-12 200 Meter Breast

FGC Open Rec: 2:37.52 2016 Meghan Lynch

FGC Record: 2:45.04 2001 Katie Marsh

2:54.49 AAAA

3:02.79 AA

3:11.19 AA

3:19.49 A

3:36.09 BB

Name	Age	Team	Prelim Time	
<b>Preliminaries</b>				
1	Sierra, Micaela	12 CSSC-FG	2:48.71	qAAAA
2	Fernandez, Michelle	12 HSC-FG	3:00.20	qAAA
3	Miller, Erin G	12 SAS-FG	3:01.38	qAAA
4	Gonzalez, Paola I	11 FFSC-FG	3:03.60	qAA
5	Hebert, Maci M	11 SAS-FG	3:04.75	qAA
6	Araujo, Rafaella S	12 AZFL-FG	3:04.90	qAA
7	Edwards, Daphne M	12 GYWD-CT	3:11.89	qA
8	Barnhardt, Rylie D	12 SFTL-FG	3:16.23	qA
9	Ruggiere, Kai K	12 ECAC-FG	3:19.14	A
10	Rosa, Anna G	12 YSPB-FG	3:21.08	BB
11	Loomis, Amanda	12 ECAC-FG	3:26.11	BB
12	Rosano Sam, Anaver	11 CM-FG	3:34.82	BB
13	Marino, Yazmin A	12 YSF-FG	3:35.39	BB
14	Lopez, Phoenix S	11 ECAC-FG	3:41.04	

## #50 Boys 11-12 200 Meter Breast

FGC Open Rec: 2:39.77 2012 Alberto Gomez

FGC Record: 2:39.77 2012 Alberto Gomez

2:48.49 AAAA

2:56.59 AAA

3:04.59 AA

3:12.59 A

3:28.69 BB

Name	Age	Team	Finals Time	
<b>A - Final</b>				
1	Pujula, Charles	12 HSC-FG	2:53.35	AAA
2	Foulds, Chase D	12 ECAC-FG	2:59.69	AA
3	Opperman, Rafael M	12 TSA-FG	3:16.83	BB
4	Patel, Yug	11 ECAC-FG	3:17.65	BB
5	Aleman, Liam D	11 ECAC-FG	3:21.24	BB
6	Touya, Fabrice	12 FFSC-FG	3:25.07	BB
7	Wingold, Charles R	12 HAFL-FG	3:27.63	BB

## #50 Boys 11-12 200 Meter Breast

FGC Open Rec: 2:39.77 2012 Alberto Gomez

FGC Record: 2:39.77 2012 Alberto Gomez

2:48.49 AAAA

2:56.59 AAA

3:04.59 AA

3:12.59 A

3:28.69 BB

Name	Age	Team	Prelim Time	
<b>Preliminaries</b>				
1	Pujula, Charles	12 HSC-FG	2:55.31	qAAA
2	Foulds, Chase D	12 ECAC-FG	3:11.60	qA
3	Opperman, Rafael M	12 TSA-FG	3:15.91	qBB
4	Patel, Yug	11 ECAC-FG	3:21.54	qBB
5	Touya, Fabrice	12 FFSC-FG	3:21.64	qBB
6	Wingold, Charles R	12 HAFL-FG	3:25.33	qBB
7	Aleman, Liam D	11 ECAC-FG	3:26.19	qBB
---	Viera, Kevin A	12 MACM-FG	NS	
---	Leon, Leonardo	12 CM-FG	NS	

## #51 Girls 13-14 200 Meter Breast

FGC Open Rec: 2:33.84 2011 Emily Kopas

FGC Record: 2:33.84 2011 Emily Kopas

2:46.09 AAAA

2:53.99 AAA

3:01.89 AA

3:09.79 A

3:25.59 BB

Name	Age	Team	Finals Time	
<b>A - Final</b>				
1	MacEachern, Paige N	14 ECAC-FG	2:50.18	AAA
2	Avedisian, Michaela	14 ECAC-FG	2:50.77	AAA
3	Miller, Lucy C	14 SAS-FG	2:55.39	AA
4	Dattile, Briana E	13 CSSC-FG	2:58.97	AA
5	Seniuta, Monika	13 SAS-FG	3:00.42	AA
6	Rosa, Emily Y	14 YSPB-FG	3:04.00	A
7	Giresi, Bella M	14 YSPB-FG	3:04.31	A
8	Kirie, Maya K	13 ECAC-FG	3:06.21	A

## #51 Girls 13-14 200 Meter Breast

FGC Open Rec: 2:33.84 2011 Emily Kopas

FGC Record: 2:33.84 2011 Emily Kopas

2:46.09 AAAA

2:53.99 AAA

3:01.89 AA

3:09.79 A

3:25.59 BB

Name	Age	Team	Prelim Time	
<b>Preliminaries</b>				
1	MacEachern, Paige N	14 ECAC-FG	2:55.55	qAA
2	Miller, Lucy C	14 SAS-FG	2:56.68	qAA
3	Dattile, Briana E	13 CSSC-FG	3:01.07	qAA
4	Avedisian, Michaela	14 ECAC-FG	3:03.92	qA
5	Seniuta, Monika	13 SAS-FG	3:05.18	qA
6	Giresi, Bella M	14 YSPB-FG	3:07.14	qA
7	Kirie, Maya K	13 ECAC-FG	3:13.02	qBB
8	Rosa, Emily Y	14 YSPB-FG	3:13.09	qBB
9	Monroy, Stephanie	14 CM-FG	3:16.45	BB
10	Bowe, Cecily S	14 TSA-FG	3:21.66	BB
11	Maldonado, Francesc	14 GYWD-CT	3:23.61	BB
12	Nieto, Antonella V	13 CM-FG	3:38.12	



## 2017 Michael Lohberg Invitational-CSSC-061617, Sanction #: FGI061617CSSC-B14

## Coral Springs Aquatic Complex

## Results

## #52 Boys 13-14 200 Meter Breast

FGC Open Rec: 2:23.14 2002 Sean R Mahoney

FGC Record: 2:25.26 2013 Julio Horrego

2:34.69 AAAA

2:42.09 AAA

2:49.49 AA

2:56.79 A

3:11.59 BB

Name	Age	Team	Finals Time
<b>A - Final</b>			
1 Valdes, Victor M	13	HSC-FG	2:36.25 AAA
2 Meissner, Max M	14	GYWD-CT	2:42.23 AA
3 Brander, Ryan J	13	CSSC-FG	2:57.48 BB
4 Ward, Wilson T	13	CSSC-FG	2:57.58 BB
5 Efimov, Niki	13	UN-01-FG	3:00.07 BB
--- Hermida, Jose M	14	MACM-FG	DQ
More than one butterfly kick during the first arm stroke a			
--- Lopez, Diego J	13	ECAC-FG	NS

## #52 Boys 13-14 200 Meter Breast

FGC Open Rec: 2:23.14 2002 Sean R Mahoney

FGC Record: 2:25.26 2013 Julio Horrego

2:34.69 AAAA

2:42.09 AAA

2:49.49 AA

2:56.79 A

3:11.59 BB

Name	Age	Team	Prelim Time
<b>Preliminaries</b>			
1 Valdes, Victor M	13	HSC-FG	2:38.42 qAAA
2 Hermida, Jose M	14	MACM-FG	2:43.27 qAA
3 Meissner, Max M	14	GYWD-CT	2:46.02 qAA
4 Ward, Wilson T	13	CSSC-FG	2:56.07 qA
5 Efimov, Niki	13	UN-01-FG	2:57.90 qBB
6 Brander, Ryan J	13	CSSC-FG	3:02.78 qBB
7 Lopez, Diego J	13	ECAC-FG	3:04.30 qBB
8 Zientek, Ivan	14	MACM-FG	3:14.23 q

## #53 Girls 15&amp;O 200 Meter Breast

3:20.79 BB

Name	Age	Team	Finals Time
<b>A - Final</b>			
1 Fetes, Shayna A	16	SAS-FG	2:45.29 BB
2 Kim, Daniela	16	YSF-FG	2:48.74 BB
3 Sequera, Stephanie C	17	MACM-FG	2:48.91 BB

4 Suarez, Stephanie M	15	MACM-FG	2:49.27 BB
5 Kyriakidis, Annie	18	CANE-FG	2:52.65 BB
6 Ham, Emme N	15	TSA-FG	2:53.29 BB
7 Fernandez, Gabriela l	16	HSC-FG	2:53.53 BB
8 Perdomo, Patricia E	15	AZFL-FG	2:55.68 BB

## #53 Girls 15&amp;O 200 Meter Breast

3:20.79 BB

Name	Age	Team	Prelim Time
<b>Preliminaries</b>			
1 Hunnewell, Nicole J	19	FIU-FG	2:46.29 qBB
2 Kim, Daniela	16	YSF-FG	2:49.12 qBB
3 Suarez, Stephanie M	15	MACM-FG	2:49.88 qBB
4 Fetes, Shayna A	16	SAS-FG	2:50.58 qBB
5 Sequera, Stephanie C	17	MACM-FG	2:52.50 qBB
6 Kyriakidis, Annie	18	CANE-FG	2:52.56 qBB
7 Fernandez, Gabriela l	16	HSC-FG	2:53.66 qBB
8 Perdomo, Patricia E	15	AZFL-FG	2:56.31 qBB
9 Ham, Emme N	15	TSA-FG	2:57.18 BB
10 Tague, Erin S	16	LLL-FG	3:04.59 BB
11 Bush, Abigail	16	HAFL-FG	3:04.76 BB
12 Rodriguez, Caroline	15	ASC-FG	3:04.93 BB
13 Phillips, Lacy F	18	ECAC-FG	3:06.05 BB
14 Abair, Shauna N	16	ECAC-FG	3:08.65 BB
15 Merrill, Julia G	16	GYWD-CT	3:10.78 BB
16 Romero, Augustina F	17	WOW-FG	3:14.89 BB
17 Phillips, Mary Reaga	16	ECAC-FG	3:15.20 BB
18 Scott, Samantha H	16	GYWD-CT	3:30.12
--- Szakacs, Lydia C	15	SAS-FG	DQ
Illegal downward dolphin kick			

## #54 Boys 15&amp;O 200 Meter Breast

3:02.49 BB

Name	Age	Team	Finals Time
<b>A - Final</b>			
1 Diaz, Adan	18	AZFL-FG	2:23.06 BB
2 Petreski, Matthew A	16	UN-08-FG	2:30.47 BB
3 Anderson, Cameron	18	MART-FG	2:30.69 BB
4 Moran, Brandon	16	AZFL-FG	2:32.43 BB
5 Perez, Joseph A	18	MACM-FG	2:32.96 BB
6 DeGrijze, Kevin	15	ECAC-FG	2:33.98 BB
7 Tejada, Pedro	23	UN-05-FG	2:37.61 BB
--- Brown, Cameron M	15	AZFL-FG	DQ
Did not touch wall with both hands simultaneously at turn			

## #54 Boys 15&amp;O 200 Meter Breast

3:02.49 BB

Name	Age	Team	Prelim Time
<b>Preliminaries</b>			
1 Evdokimov, Alex	21	CSSC-FG	2:20.34 qBB
2 Diaz, Adan	18	AZFL-FG	2:25.17 qBB
3 Moran, Brandon	16	AZFL-FG	2:31.19 qBB
4 Perez, Joseph A	18	MACM-FG	2:32.17 qBB
5 Petreski, Matthew A	16	UN-08-FG	2:32.89 qBB
6 Anderson, Cameron	18	MART-FG	2:34.13 qBB
7 DeGrijze, Kevin	15	ECAC-FG	2:36.65 qBB
8 Brown, Cameron M	15	AZFL-FG	2:38.73 qBB
9 Tejada, Pedro	23	UN-05-FG	2:39.19 BB
10 Diaz, Javi C	22	MACM-FG	2:39.86 BB
11 Fraiman, Elad	18	AZFL-FG	2:41.25 BB
12 Pascual, Jose M	19	CSSC-FG	2:43.04 BB
13 Brisco, Dylan J	17	LLL-FG	2:44.19 BB
14 Savino, Gianni L	16	CSSC-FG	2:44.99 BB
15 Gomez, Santiago A	15	AZFL-FG	2:45.28 BB
16 Landi, Nick T	22	LLL-FG	2:45.29 BB
17 Ramirez, Juan	18	MACM-FG	2:45.63 BB
18 Capalbo, Ivan D	17	AZFL-FG	2:46.94 BB
19 Avellaneda, Diego M	16	TSA-FG	2:48.79 BB
20 Scott, Parker H	16	GYWD-CT	2:48.91 BB
21 Carlson, Carter N	15	SAS-FG	2:49.64 BB
22 DiChiara, Nick J	17	PAQ-FG	2:50.12 BB
23 Di Egidio, Ethan	15	AZFL-FG	2:50.14 BB
24 Marsal, Sebastian W	15	FFSC-FG	2:51.68 BB
25 Montana, David F	15	MACM-FG	2:51.91 BB
26 Llenin, Luis (Mummy)	19	MACM-FG	2:52.75 BB
27 Behar, Steven	15	ECAC-FG	2:53.35 BB
28 Brache, Christopher	17	HSC-FG	2:54.03 BB
29 Escobar, Jeffrey I	16	MACM-FG	2:56.01 BB
30 De la Cruz, Julio	16	ASC-FG	2:56.13 BB
31 Alegre, Aaron	15	MACM-FG	3:01.86 BB
32 Schechter, Zach Z	16	CANE-FG	3:05.53
33 Quesada-Amor, Alex	15	HSC-FG	3:12.72
--- Philips, Xavier N	19	ECAC-FG	NS
--- Guarente, Marco	20	AZFL-FG	NS
--- Tatton, Kyle V	17	SAS-FG	NS
--- Serrano, Tito A	16	MACM-FG	NS





## 2017 Michael Lohberg Invitational-CSSC-061617, Sanction #: FGI061617CSSC-B14

## Coral Springs Aquatic Complex

## Results

## #55 Girls 10&amp;U 50 Meter Back

FGC Open Rec: 33.61 2016 Erika Pelaez

FGC Record: 33.19 2017 Erika Pelaez

36.89 AAAA

38.89 AAA

40.89 AA

42.89 A

48.89 BB

Name	Age	Team	Finals Time	
<b>A - Final</b>				
1 Rotchin, Leorah M	10	WOW-FG	37.45	AAA
2 DeLuna, Gabriella S	10	YSF-FG	37.58	AAA
3 Anton, Sidney	10	AZFL-FG	38.85	AAA
4 Meyer, Camryn E	10	TSA-FG	40.10	AA
5 Manzano, Melanie E	10	LLL-FG	40.45	AA
6 Powell, Carolyn A	9	CSSC-FG	40.48	AA
7 Guerrero, Mia S	10	AZFL-FG	40.96	A
8 Negrin, Paola	10	FFSC-FG	41.22	A

## #55 Girls 10&amp;U 50 Meter Back

FGC Open Rec: 33.61 2016 Erika Pelaez

FGC Record: 33.19 2017 Erika Pelaez

36.89 AAAA

38.89 AAA

40.89 AA

42.89 A

48.89 BB

Name	Age	Team	Prelim Time	
<b>Preliminaries</b>				
1 DeLuna, Gabriella S	10	YSF-FG	37.23	qAAA
2 Rotchin, Leorah M	10	WOW-FG	38.05	qAAA
3 Anton, Sidney	10	AZFL-FG	39.37	qAA
4 Powell, Carolyn A	9	CSSC-FG	40.50	qAA
5 Meyer, Camryn E	10	TSA-FG	40.79	qAA
6 Negrin, Paola	10	FFSC-FG	41.22	qA
7 Guerrero, Mia S	10	AZFL-FG	41.34	qA
8 Manzano, Melanie E	10	LLL-FG	41.66	qA
9 Ronie, Regan E	10	WOW-FG	41.91	A
10 Avila, Gaby N	10	YSF-FG	42.47	A
11 Camden, Madison N	10	UN-08-FG	42.47	A
12 Valle, Ariana	10	UN-05-FG	42.84	A
13 Saffon, Daniela	10	AZFL-FG	43.58	BB
14 Hughes, Carlin	10	YSPB-FG	43.79	BB
15 Han, Miranda A	10	WOW-FG	44.83	BB

16 Herman, Olivia G	9	ECAC-FG	44.90	BB
17 Olmo, Charly	10	CM-FG	45.08	BB
18 Wong, Corina	10	MACM-FG	45.19	BB
19 Lopez, Rocio	10	MACM-FG	45.76	BB
20 Pelayes, Mercedes	10	SDST-FG	45.79	BB
21 Idler, Sahara	9	MACM-FG	46.03	BB
22 Foster, Valentina	9	AZFL-FG	46.40	BB
23 Perez, Isabella M	10	CSSC-FG	46.43	BB
24 Gonzalez, Brooke M	9	SAS-FG	46.76	BB
25 Didovic, Kayleigh	10	CSSC-FG	47.16	BB
26 Krull, Allison D	9	LLL-FG	47.39	BB
27 Gammons, Addison I	10	LLL-FG	47.76	BB
28 Allan, Savannah J	10	ECAC-FG	48.73	BB
29 Gammons, Avery A	8	LLL-FG	49.03	
30 Jorge, Sofia	9	MACM-FG	50.52	
31 Marino, Franchesca I	10	YSF-FG	51.09	
--- Mantilla, Tania E	9	YSF-FG	DQ	
False start				
--- Guzzo, Bella V	9	ECAC-FG	DQ	
Not on back off wall				
--- Hurwitz, Alera J	8	WOW-FG	NS	

## #56 Boys 10&amp;U 50 Meter Back

FGC Open Rec: 32.92 2015 Josh Zuchowski

FGC Record: 32.30 2015 Josh Zuchowski

36.89 AAAA

38.89 AAA

40.99 AA

42.99 A

49.19 BB

Name	Age	Team	Finals Time	
<b>A - Final</b>				
1 Gonzalez, George G	9	FFSC-FG	38.76	AAA
2 Mullings, Scott H	10	WOW-FG	40.73	AA
3 Lezcano, Julian M	10	MACM-FG	42.12	A
4 Gudino, Juanfra N	10	CANE-FG	43.62	BB
5 Merrill, Luke D	10	GYWD-CT	43.80	BB
6 Sharp, Antoine J	9	LLL-FG	44.34	BB
7 Campuzano, Arturo J	10	YSPB-FG	44.60	BB
--- Bailey, Lucas A	10	ECAC-FG	DQ	
Did not finish on back				

## #56 Boys 10&amp;U 50 Meter Back

FGC Open Rec: 32.92 2015 Josh Zuchowski

FGC Record: 32.30 2015 Josh Zuchowski

36.89 AAAA

38.89 AAA

40.99 AA

42.99 A

49.19 BB

Name	Age	Team	Prelim Time	
<b>Preliminaries</b>				
1 Bailey, Lucas A	10	ECAC-FG	37.44	qAAA
2 Gonzalez, George G	9	FFSC-FG	39.55	qAA
3 Lezcano, Julian M	10	MACM-FG	40.88	qAA
4 Mullings, Scott H	10	WOW-FG	41.23	qA
5 Sharp, Antoine J	9	LLL-FG	44.22	qBB
6 Merrill, Luke D	10	GYWD-CT	44.57	qBB
7 Campuzano, Arturo J	10	YSPB-FG	44.65	qBB
8 Gudino, Juanfra N	10	CANE-FG	44.89	qBB
9 White, Oscar	10	HAFL-FG	44.90	BB
10 Karachun, Matviy	9	YSF-FG	45.35	BB
11 Connors, Billy M	9	WOW-FG	45.37	BB
12 Lopez-Casula, Leona	9	HSC-FG	45.46	BB
13 Domokos-Murphy, W	8	SAS-FG	45.59	BB
14 Kjaerulff, Marcus	9	ECAC-FG	45.62	BB
15 Fernandez-Chung, Lu	8	ASC-FG	46.76	BB
16 Amodio, Matthew G	10	WOW-FG	49.87	
--- Ferguson, Dylan C	10	FFSC-FG	DQ	
Did not finish on back				
--- Kauefate, Abelardo	11	SDST-FG	NS	
--- Yonamine, Lucas	10	AZFL-FG	NS	

## #57 Girls 11-12 50 Meter Back

FGC Open Rec: 30.62 2016 Asia Minnes

FGC Record: 31.56 2013 Gaby Antonini

33.29 AAAA

34.79 AAA

36.39 AA

37.99 A

41.19 BB

Name	Age	Team	Finals Time	
<b>A - Final</b>				
1 Lopez-Diaz, Emily	12	YSF-FG	33.81	AAA
2 Robertson, Emily R	12	CSSC-FG	35.06	AA
3 McCormick, Riley E	12	CSSC-FG	35.19	AA



## 2017 Michael Lohberg Invitational-CSSC-061617, Sanction #: FGI061617CSSC-B14

## Coral Springs Aquatic Complex

## Results

## A - Final ... (#57 Girls 11-12 50 Meter Back)

4	Diaz, Sophia G	12 MACM-FG	36.08	AA
5	McCranie, Julianne	11 AZFL-FG	36.21	AA
6	Gonzalez, Paola I	11 FFSC-FG	36.25	AA
7	Kjaerulff, Victoria	11 ECAC-FG	36.52	A
8	Yordi, Rachel	12 UN-01-FG	36.98	A

## #57 Girls 11-12 50 Meter Back

<b>FGC Open Rec:</b>	<b>30.62</b>	<b>2016</b>	<b>Asia Minnes</b>
<b>FGC Record:</b>	<b>31.56</b>	<b>2013</b>	<b>Gaby Antonini</b>
	<b>33.29</b>	<b>AAAA</b>	
	<b>34.79</b>	<b>AAA</b>	
	<b>36.39</b>	<b>AA</b>	
	<b>37.99</b>	<b>A</b>	
	<b>41.19</b>	<b>BB</b>	

Name	Age	Team	Prelim Time
<b>Preliminaries</b>			
1	Lopez-Diaz, Emily	12 YSF-FG	33.91 qAAA
2	Diaz, Sophia G	12 MACM-FG	34.80 qAA
3	Gonzalez, Paola I	11 FFSC-FG	35.66 qAA
4	Robertson, Emily R	12 CSSC-FG	35.68 qAA
5	McCranie, Julianne	11 AZFL-FG	35.80 qAA
6	McCormick, Riley E	12 CSSC-FG	36.02 qAA
7	Kjaerulff, Victoria	11 ECAC-FG	36.12 qAA
8	Yordi, Rachel	12 UN-01-FG	36.31 qAA
9	Bellardi, Nicole A	12 AZFL-FG	36.32 AA
10	Nordheim, Katherine	12 SAS-FG	36.41 A
11	Sierra, Micaela	12 CSSC-FG	36.64 A
12	Pitters-Hinds, Hartley	11 TSA-FG	36.87 A
13	Alvarez, Isabella	12 MACM-FG	37.42 A
14	Wood, Breanna N	11 SAS-FG	38.71 BB
15	Abinuman, Jacquelin	12 WOW-FG	38.80 BB
16	Holmes, Willow G	12 TSA-FG	39.13 BB
17	Fronimakis-Liu, Julia	12 YSF-FG	39.53 BB
18	Rotchin, Aliyah C	12 WOW-FG	40.47 BB
19	Fothergill, Karoline N	12 AZFL-FG	40.64 BB
20	Franco, Emily E	12 MACM-FG	40.95 BB
21	Loomis, Amanda	12 ECAC-FG	41.56
22	Rosano Sam, Anaver	11 CM-FG	42.14
23	Salcedo, Sara F	12 LLL-FG	42.42
24	Sharp, Angelina J	12 LLL-FG	42.64
25	Volot, Maya	12 LLL-FG	43.74
26	Eaton, Emily G	11 ECAC-FG	44.83

---	Rasmussen, Bella M	12 LLL-FG	DQ
Did not finish on back			
---	Ruggiere, Kai K	12 ECAC-FG	DQ
Did not finish on back			
---	Hernandez, Brianna I	12 YSF-FG	NS

## #58 Boys 11-12 50 Meter Back

<b>FGC Open Rec:</b>	<b>30.11</b>	<b>2012</b>	<b>Tan Dunn III</b>
<b>FGC Record:</b>	<b>29.14</b>	<b>2017</b>	<b>Josh Zuchowski</b>
	<b>32.39</b>	<b>AAAA</b>	
	<b>34.09</b>	<b>AAA</b>	
	<b>35.79</b>	<b>AA</b>	
	<b>37.49</b>	<b>A</b>	
	<b>40.89</b>	<b>BB</b>	

Name	Age	Team	Finals Time
<b>A - Final</b>			
1	Nordheim, Gregory A	12 SAS-FG	32.02 AAAA
2	Martin, Chuli	12 UN-01-FG	32.98 AAA
3	Yost, David S	12 ECAC-FG	34.07 AAA
4	Lopez-Casula, Marcc	12 HSC-FG	35.00 AA
5	Kjaerulff, Nicholas	12 ECAC-FG	35.55 AA
6	Balbi, Diego N	11 SAS-FG	36.49 A
---	Kohanyi, Aiden L	12 TSA-FG	DQ
Did not finish on back			
---	Bishop, Hudson T	12 ECAC-FG	DQ
Did not finish on back			

## #58 Boys 11-12 50 Meter Back

<b>FGC Open Rec:</b>	<b>30.11</b>	<b>2012</b>	<b>Tan Dunn III</b>
<b>FGC Record:</b>	<b>29.14</b>	<b>2017</b>	<b>Josh Zuchowski</b>
	<b>32.39</b>	<b>AAAA</b>	
	<b>34.09</b>	<b>AAA</b>	
	<b>35.79</b>	<b>AA</b>	
	<b>37.49</b>	<b>A</b>	
	<b>40.89</b>	<b>BB</b>	

Name	Age	Team	Prelim Time
<b>Preliminaries</b>			
1	Bishop, Hudson T	12 ECAC-FG	32.45 qAAA
2	Nordheim, Gregory A	12 SAS-FG	32.81 qAAA
3	Kohanyi, Aiden L	12 TSA-FG	33.33 qAAA
4	Martin, Chuli	12 UN-01-FG	33.77 qAAA
5	Yost, David S	12 ECAC-FG	34.65 qAA
6	Lopez-Casula, Marcc	12 HSC-FG	34.93 qAA
7	Balbi, Diego N	11 SAS-FG	35.92 qA
8	Kjaerulff, Nicholas	12 ECAC-FG	36.44 qA

9	Kim, Stephen	11 YSF-FG	36.75	A
10	Alvarez, Alejandro	12 CSSC-FG	37.65	BB
11	Osorio, Carlos M	12 CM-FG	37.73	BB
12	Patel, Yash N	12 ECAC-FG	39.89	BB
13	Kaufate, Abelardo	11 SDST-FG	39.91	BB
14	Cajuste, Joshua J	12 TSA-FG	40.67	BB
15	Rivas, Fabio A	11 HSC-FG	41.22	
16	Cabrera, Ernesto	12 MACM-FG	41.34	
17	Martin, RJ J	12 TSA-FG	41.93	
18	Patel, Yug	11 ECAC-FG	42.47	
19	Villarroel, Daniel	11 MACM-FG	45.70	
---	Leon, Leonardo	12 CM-FG	NS	

## #59 Girls 13-14 50 Meter Back

<b>FGC Open Rec:</b>	<b>30.13</b>	<b>2010</b>	<b>Clara Smiddy</b>
<b>FGC Record:</b>	<b>30.13</b>	<b>2010</b>	<b>Clara Smiddy</b>
	<b>37.59</b>	<b>BB</b>	

Name	Age	Team	Finals Time
<b>A - Final</b>			
1	Kondratovitch, Ana	14 HSC-FG	32.78 BB
2	Nordheim, Caroline F	14 SAS-FG	33.09 BB
3	Bannister, Lelainie D	13 TSA-FG	33.24 BB
4	Fowler, Faith E	13 CSSC-FG	33.87 BB
5	Gooding, Adriana	13 AZFL-FG	34.32 BB
6	Weeter, Morgan O	13 MART-FG	35.33 BB
7	Hebert, Madelyn M	13 SAS-FG	36.18 BB
---	Murphy, Megan M	13 ECAC-FG	DQ

Head did not break surface by 15 meters after start or turn

## #59 Girls 13-14 50 Meter Back

<b>FGC Open Rec:</b>	<b>30.13</b>	<b>2010</b>	<b>Clara Smiddy</b>
<b>FGC Record:</b>	<b>30.13</b>	<b>2010</b>	<b>Clara Smiddy</b>
	<b>37.59</b>	<b>BB</b>	

Name	Age	Team	Prelim Time
<b>Preliminaries</b>			
1	Murphy, Megan M	13 ECAC-FG	31.54 qBB
2	Bannister, Lelainie D	13 TSA-FG	32.73 qBB
3	Nordheim, Caroline F	14 SAS-FG	32.89 qBB
4	Kondratovitch, Ana	14 HSC-FG	33.12 qBB
5	Gooding, Adriana	13 AZFL-FG	33.56 qBB
6	Hebert, Madelyn M	13 SAS-FG	34.08 qBB
7	Fowler, Faith E	13 CSSC-FG	34.71 qBB
8	Weeter, Morgan O	13 MART-FG	34.94 qBB
9	Farias, Ysabella R	13 ASC-FG	35.00 BB
10	Dennett, Amanda	14 ECAC-FG	35.14 BB



## 2017 Michael Lohberg Invitational-CSSC-061617, Sanction #: FGI061617CSSC-B14

## Coral Springs Aquatic Complex

## Results

## Preliminaries ... (#59 Girls 13-14 50 Meter Back)

11	Ravelo, Iliana	14 ASC-FG	35.40	BB
12	Kirie, Maya K	13 ECAC-FG	35.49	BB
13	Allan, Sarah J	13 ECAC-FG	36.76	BB
14	Torres, Lolagrace	13 LLL-FG	37.36	BB
15	Ramirez, Isabella	14 TSA-FG	37.49	BB
16	Fors, Helen	13 HSC-FG	37.67	
17	Manrique, Karina	13 YSF-FG	37.69	
18	Diaz, Natalie	14 LLL-FG	38.18	
19	Weech, Kennedy L	13 LLL-FG	38.28	
20	Jorge, Daniela	14 MACM-FG	38.36	
21	Roy, Payton A	14 LLL-FG	39.55	
22	Perkins, Lilly M	13 ECAC-FG	39.95	
23	Maikkula, Lily G	14 LLL-FG	39.97	
24	Campos, Odezza C	13 WOW-FG	40.19	
25	Anderson, Greer L	13 GYWD-CT	40.61	
26	Scognamillo, Jenna N	13 LLL-FG	40.77	
27	Flynn, Hope B	13 LLL-FG	41.49	
28	Berrios, Vania	13 UN-07-FG	42.16	
29	Stegall, Maddison M	13 LLL-FG	43.04	
---	Wells, Hailey I	13 CSSC-FG	NS	
---	Klapper, Guilia f	13 PAQ-FG	NS	
---	Luna, Mia	14 LLL-FG	NS	

## #60 Boys 13-14 50 Meter Back

FGC Open Rec: 28.26 2016 Elvis Kotikovski

FGC Record: 28.26 2016 Elvis Kotikovski

37.49 BB

Name	Age	Team	Finals Time
------	-----	------	-------------

## A - Final

1	Roach, Ethan M	14 SAS-FG	30.08	BB
2	Hewitt, Carter M	13 ECAC-FG	31.11	BB
3	Lauzurique, Jason	14 FFSC-FG	31.27	BB
4	Nordheim, Ryan E	14 SAS-FG	31.31	BB
5	Meyer, Alexander I	14 TSA-FG	32.07	BB
6	Branzell, Reese S	14 LLL-FG	32.28	BB
7	Aran, Grant A	14 CSSC-FG	32.93	BB
8	Puller, Maximus W	13 CANE-FG	33.33	BB

## #60 Boys 13-14 50 Meter Back

FGC Open Rec: 28.26 2016 Elvis Kotikovski

FGC Record: 28.26 2016 Elvis Kotikovski

37.49 BB

Name	Age	Team	Prelim Time
------	-----	------	-------------

## Preliminaries

1	Roach, Ethan M	14 SAS-FG	30.30	qBB
2	Hewitt, Carter M	13 ECAC-FG	31.20	qBB
3	Lauzurique, Jason	14 FFSC-FG	31.49	qBB
4	Meyer, Alexander I	14 TSA-FG	31.68	qBB
5	Nordheim, Ryan E	14 SAS-FG	32.19	qBB
6	Branzell, Reese S	14 LLL-FG	32.45	qBB
7	Aran, Grant A	14 CSSC-FG	32.72	qBB
8	Puller, Maximus W	13 CANE-FG	33.58	qBB
9	Manzano, Matthew	13 LLL-FG	33.85	BB
10	Valdes, Victor M	13 HSC-FG	33.93	BB
11	Lee, Han	14 WOW-FG	34.00	BB
12	Rodriguez, Nick	13 MACM-FG	34.77	BB
13	Marrero, Javier	14 FFSC-FG	35.01	BB
14	Quijada, Samuel E	14 HSC-FG	35.22	BB
15	Neal, Vince M	14 LLL-FG	35.51	BB
16	Fermayer, Max	13 AZFL-FG	35.67	BB
17	Lezcano, Carlos R	13 MACM-FG	36.07	BB
18	Lopez, Diego J	13 ECAC-FG	36.21	BB
19	Marin, Emilio A	14 MACM-FG	36.93	BB
20	Forde, Yohance J	13 CANE-FG	37.02	BB
---	Gabaldon, Matias	14 MACM-FG	DQ	

Head did not break surface by 15 meters after start or turn

## #61 Girls 15&amp;O 50 Meter Back

36.39 BB

Name	Age	Team	Finals Time
------	-----	------	-------------

## A - Final

1	Hazlett, Kate G	16 GYWD-CT	29.95	BB
2	Cummings, Madison	15 ECAC-FG	30.60	BB
3	Yu, Roxanne	20 CANE-FG	31.27	BB
4	Schimansky, Megan	17 CSSC-FG	31.45	BB
5	Beltrano, Gabby J	15 SAS-FG	32.28	BB
6	Sizemore, Sloan M	17 MART-FG	32.33	BB
7	Koch, Ellie	15 YSF-FG	33.48	BB
---	Capalbo, Solana B	15 AZFL-FG	DQ	

Did not finish on back

## #61 Girls 15&amp;O 50 Meter Back

36.39 BB

Name	Age	Team	Prelim Time
------	-----	------	-------------

## Preliminaries

1	Hazlett, Kate G	16 GYWD-CT	30.61	qBB
2	Yu, Roxanne	20 CANE-FG	31.05	qBB
3	Cummings, Madison	15 ECAC-FG	31.41	qBB
4	Schimansky, Megan	17 CSSC-FG	31.82	qBB
5	Pereira, Kyna J	20 FIU-FG	31.86	qBB
6	Capalbo, Solana B	15 AZFL-FG	32.44	qBB
7	Beltrano, Gabby J	15 SAS-FG	32.65	qBB
8	Sizemore, Sloan M	17 MART-FG	32.68	qBB
9	Koch, Ellie	15 YSF-FG	32.84	BB
10	Nersicio, Chade M	16 ECAC-FG	32.85	BB
11	Barral, Annie M	18 FIU-FG	33.67	BB
12	Lopez, Maria A	20 FIU-FG	34.03	BB
13	Roque, Angelina	16 MACM-FG	34.15	BB
14	Carignan, Chloe F	15 CSSC-FG	34.98	BB
15	Trieschmann, Hannal	17 SAS-FG	35.00	BB
16	Jordan, Kasey	15 HAFL-FG	35.27	BB
17	Cozad, Grace	18 UN-03-FG	35.35	BB
18	Perna, Sabrina I	17 FFSC-FG	35.40	BB
19	Kim, Daniela	16 YSF-FG	35.51	BB
20	Flynn, Ryan G	15 LLL-FG	35.70	BB
21	Tan, Ashley G	16 TSA-FG	35.84	BB
22	Smith, Matea M	15 TSA-FG	36.28	BB
23	Bush, Abigail	16 HAFL-FG	36.48	
24	Salcedo, Daniela F	15 LLL-FG	36.75	
25	Brisco, Dakota J	15 LLL-FG	36.94	
26	Abovitz, Zoe C	16 AZFL-FG	38.03	
27	Nemeth, Emese g	16 PAQ-FG	38.46	
28	Borges, Diana	15 MACM-FG	39.56	
29	Rios, Valentina	16 FFSC-FG	39.93	
30	Christmas, Kassie B	17 LLL-FG	40.52	
---	Finks, Madelene G	17 ECAC-FG	DQ	
---	Mackler, Danni R	16 SAS-FG	NS	
---	Simmons, Caroline I	26 PAQ-FG	NS	

## #62 Boys 15&amp;O 50 Meter Back

36.69 BB

Name	Age	Team	Finals Time
------	-----	------	-------------

## A - Final

1	Aimable, Steven	17 UN-05-FG	26.77	BB
---	-----------------	-------------	-------	----



## 2017 Michael Lohberg Invitational-CSSC-061617, Sanction #: FGI061617CSSC-B14

## Coral Springs Aquatic Complex

## Results

## A - Final ... (#62 Boys 15&amp;O 50 Meter Back)

2	Torres, Daniel G	26 UN-05-FG	27.46	BB
3	Fungairino, Aitor S	16 MACM-FG	27.71	BB
4	Barberena, Eisner A	22 AZFL-FG	27.92	BB
5	Balbi, Joshua A	15 SAS-FG	28.52	BB
6	Vasquez, Carlos	17 TSA-FG	29.69	BB
---	Borgen, Runar	23 PAQ-FG	DNF	
	Swimmer did not finish			
---	Madeira, Miguel M	20 MACM-FG	NS	

## #62 Boys 15&amp;O 50 Meter Back

36.69 BB

Name	Age	Team	Prelim Time	
<b>Preliminaries</b>				
1	Aimable, Steven	17 UN-05-FG	26.78	qBB
2	Borgen, Runar	23 PAQ-FG	27.47	qBB
3	Fungairino, Aitor S	16 MACM-FG	27.54	qBB
4	Sharp, Nick R	18 SAS-FG	27.63	qBB
5	Torres, Daniel G	26 UN-05-FG	27.73	qBB
6	Barberena, Eisner A	22 AZFL-FG	27.81	qBB
7	Lubian, George	17 FFSC-FG	28.05	qBB
8	Balbi, Joshua A	15 SAS-FG	29.03	qBB
9	Vasquez, Carlos	17 TSA-FG	29.06	BB
10	Madeira, Miguel M	20 MACM-FG	29.16	BB
11	DiMatteo, Kyle E	16 LLL-FG	29.21	BB
12	Ingram, Jared L	18 LLL-FG	29.29	BB
13	Lares, Andres A	17 AZFL-FG	29.54	BB
14	Hernandez, Kalvin S	16 CSSC-FG	30.11	BB
15	Landi, Nick T	22 LLL-FG	30.14	BB
16	Rojas, Yender J	16 MACM-FG	30.24	BB
17	Diaz, Jose N	16 AZFL-FG	30.28	BB
18	Rintel, Andreas	20 LLL-FG	30.33	BB
19	Proctor, Noah J	16 MART-FG	30.51	BB
20	Rojas, Yonder J	16 MACM-FG	31.35	BB
21	Marin, Hugo E	17 MACM-FG	31.54	BB
22	Escobar, Daniel E	15 TSA-FG	31.88	BB
23	Seniuta, Tadas	15 SAS-FG	31.94	BB
24	Kennedy, William T	17 LLL-FG	31.98	BB
25	de la Torre, Alejandr	18 MACM-FG	31.99	BB
26	Matheus, Eric	17 SAS-FG	32.00	BB
27	Pierce, Bryce E	20 ECAC-FG	32.05	BB
28	Amor, Matthew	15 HSC-FG	32.33	BB
29	Caracciolo, Kyle C	19 AZFL-FG	32.44	BB
30	Marks, Connor M	15 CSSC-FG	32.45	BB

31	Rahrig, Michael T	20 LLL-FG	32.63	BB
32	Valle, Ricardo	15 UN-05-FG	32.70	BB
33	Rogers, Nick A	20 LLL-FG	32.76	BB
34	Shover, Kaden W	18 PAQ-FG	33.09	BB
35	Casey Esparza, Olive	16 PAQ-FG	33.59	BB
36	Kirtton, Toshi T	17 LLL-FG	34.25	BB
37	Alvarez, Angel	15 ASC-FG	34.45	BB
38	Stankovic, Jonathan I	18 ECAC-FG	34.47	BB
39	Schutz, Brandon D	16 CSSC-FG	34.48	BB
40	Schechter, Zach Z	16 CANE-FG	34.51	BB
41	Sweeting, Kenaz G	16 HAFL-FG	34.84	BB
42	Parraga, Fabrizio D	15 CSSC-FG	34.88	BB
43	Soria, Karl E	17 ECAC-FG	35.67	BB
44	Rahrig, Steven L	17 LLL-FG	36.15	BB
45	Moran, Bryan	18 AZFL-FG	36.46	BB
46	Perez, Jhonny J	19 UN-05-FG	36.57	BB
---	Miller, Maxwell A	16 YSF-FG	NS	
---	Franzino, Patrick J	15 CSSC-FG	NS	
---	Hernandez, Nixon	19 ECAC-FG	NS	
---	Albury, Miller M	17 PAQ-FG	NS	
---	Gijsendorfer, Charlie	17 ECAC-FG	NS	
---	Furman, Henry	18 PAQ-FG	NS	

## #63 Girls 11-12 400 Meter IM

FGC Open Rec: 4:58.56 2016 Meghan Lynch

FGC Record: 5:07.71 2014 Andrea Santander

5:29.79 11-12 AAAA

5:45.49 11-12 AAA

6:01.19 11-12 AA

6:16.89 11-12 A

6:48.29 11-12 BB

Name	Age	Team	Finals Time	
1	Barnhardt, Rylie D	12 SFTL-FG	5:43.87	AAA
2	Cote, Mariana	12 AZFL-FG	5:47.74	AA
3	Sierra, Micaela	12 CSSC-FG	5:52.21	AA
4	Bonasera, Kaitlyn R	12 CSSC-FG	6:06.61	A
5	Rosa, Anna G	12 YSPB-FG	6:14.06	A

## #63 Girls 13-14 400 Meter IM

FGC Open Rec: 4:50.85 2011 Becca Mann

FGC Record: 4:50.26 1986 Tanya Williams

5:13.09 13-14 AAAA

5:27.99 13-14 AAA

5:42.89 13-14 AA

5:57.79 13-14 A

6:27.59 13-14 BB

Name	Age	Team	Finals Time	
1	Trieschmann, Emily	13 SAS-FG	5:12.52	AAAA
2	Auld, Anna R	13 ECAC-FG	5:12.65	AAAA
3	Roque, Anelis	14 MACM-FG	5:22.74	AAA
4	Aguilar, Nicole E	13 WOW-FG	5:30.82	AA
5	Garcia, Julianna	13 CSSC-FG	5:32.96	AA
6	Mutschler, Faith	13 WOW-FG	5:33.54	AA
7	Giresi, Bella M	14 YSPB-FG	5:49.42	A
8	Seniuta, Monika	13 SAS-FG	5:57.72	A
9	Lanahan, Lydia R	13 CSSC-FG	6:00.21	BB
10	Schimansky, Sarah A	14 CSSC-FG	6:01.29	BB

## #63 Girls 15&amp;O 400 Meter IM

6:18.79 15&amp;O BB

Name	Age	Team	Finals Time	
1	Fetes, Shayna A	16 SAS-FG	5:09.34	BB
2	Viguier, Manon	18 CANE-FG	5:14.08	BB
3	Suarez, Stephanie M	15 MACM-FG	5:22.64	BB
4	Fernandez, Gabriela I	16 HSC-FG	5:31.44	BB
5	Cozad, Ashley	15 UN-03-FG	5:38.74	BB
6	Bush, Abigail	16 HAFL-FG	5:53.54	BB
7	Jordan, Kasey	15 HAFL-FG	5:59.97	BB
---	Rodriguez, Stephanie	16 MACM-FG	SCR	

## #64 Boys 11-12 400 Meter IM

FGC Open Rec: 4:59.17 2014 Will Barao

FGC Record: 4:45.09 2017 Josh Zuchowski

5:22.59 11-12 AAAA

5:37.99 11-12 AAA

5:53.39 11-12 AA

6:08.69 11-12 A

6:39.39 11-12 BB

Name	Age	Team	Finals Time	
1	Balbi, Julian A	12 SAS-FG	5:55.39	A
2	Burunov, Vadim	12 HAFL-FG	6:03.47	A



## 2017 Michael Lohberg Invitational-CSSC-061617, Sanction #: FGI061617CSSC-B14

## Coral Springs Aquatic Complex

## Results

## #64 Boys 13-14 400 Meter IM

FGC Open Rec: 4:41.93 2008 Juan Sequera  
 FGC Record: 4:36.84 2014 Alberto Gomez  
 4:54.59 13-14 AAAA  
 5:08.59 13-14 AAA  
 5:22.59 13-14 AA  
 5:36.59 13-14 A  
 6:04.69 13-14 BB

Name	Age	Team	Finals Time
1 Paz, Hector J	14	MACM-FG	5:00.13 AAA
2 Meissner, Max M	14	GYWD-CT	5:03.29 AAA
3 Gonzalez, Brian N	13	CSSC-FG	5:21.60 AA
4 Pacheco, Sebastian A	13	MACM-FG	5:33.95 A
5 Sanchez, Andres	13	UN-05-FG	5:34.12 A
6 Bonasera, Jason N	14	CSSC-FG	5:36.65 BB
7 Camden, Eric S	13	UN-08-FG	5:37.08 BB
--- Norris, Byron R	14	CANE-FG	SCR

## #64 Boys 15&amp;O 400 Meter IM

5:47.29 15&amp;O BB

Name	Age	Team	Finals Time
1 Omana, Carlos T	24	MACM-FG	4:43.57 BB
2 Abascal, Bernardo	19	AZFL-FG	4:43.81 BB
3 Sharp, Nick R	18	SAS-FG	4:49.30 BB
4 Montero, Nestor E	15	MACM-FG	4:52.03 BB
5 Rivero, Bryan O	15	HSC-FG	4:54.98 BB
6 Torres, John	16	FFSC-FG	4:56.37 BB
7 Moran, Brandon	16	AZFL-FG	4:58.15 BB
8 Perez, Joseph A	18	MACM-FG	5:00.37 BB
9 Petreski, Matthew A	16	UN-08-FG	5:05.20 BB
10 Vargas, Andres	15	MACM-FG	5:05.45 BB
11 Amor, Matthew	15	HSC-FG	5:06.06 BB
12 Bucaro, Luis P	16	TSA-FG	5:07.66 BB
13 Gomez, Santiago A	15	AZFL-FG	5:09.29 BB
14 Avellaneda, Diego M	16	TSA-FG	5:12.28 BB
15 Picon, Neil	15	MACM-FG	5:14.23 BB
16 Wong, Andres	15	MACM-FG	5:14.89 BB
17 Limia, Michael	19	MACM-FG	5:16.35 BB
18 Gomez, Rodrigo A	15	AZFL-FG	5:17.38 BB
19 Farias, Tomas M	16	ASC-FG	5:22.91 BB
20 Savino, Gianni L	16	CSSC-FG	5:23.47 BB
21 Valdivieso, Daniel A	17	MACM-FG	5:26.27 BB
22 Baucells, Rogelio	16	FFSC-FG	5:26.48 BB
--- DeGrijze, Kevin	15	ECAC-FG	NS
--- Ledo, Ryan	16	MACM-FG	NS

--- Marsal, Sebastian W 15 FFSC-FG NS  
 --- Iturbe, Julian Enrique 17 AZFL-FG NS  
 --- Rivero, Ruben A 16 UN-03-FG SCR

## #65 Girls 10&amp;U 100 Meter Back

FGC Open Rec: 1:13.20 2008 Tyla Martin  
 FGC Record: 1:11.25 2017 Erika Pelaez  
 1:19.49 AAAA  
 1:23.89 AAA  
 1:28.29 AA  
 1:32.69 A  
 1:45.99 BB

Name	Age	Team	Finals Time
------	-----	------	-------------

## A - Final

1 DeLuna, Gabriella S	10	YSF-FG	1:20.24 AAA
2 Powell, Carolyn A	9	CSSC-FG	1:30.82 A
3 Meserole, Gabriella	10	YSPB-FG	1:34.90 BB
4 Olmo, Charly	10	CM-FG	1:35.05 BB
5 Idler, Sahara	9	MACM-FG	1:37.67 BB
6 Hughes, Carlin	10	YSPB-FG	1:38.16 BB
--- Herman, Olivia G	9	ECAC-FG	NS
--- Valle, Ariana	10	UN-05-FG	NS

## #65 Girls 10&amp;U 100 Meter Back

FGC Open Rec: 1:13.20 2008 Tyla Martin  
 FGC Record: 1:11.25 2017 Erika Pelaez  
 1:19.49 AAAA  
 1:23.89 AAA  
 1:28.29 AA  
 1:32.69 A  
 1:45.99 BB

Name	Age	Team	Prelim Time
------	-----	------	-------------

## Preliminaries

1 DeLuna, Gabriella S	10	YSF-FG	1:20.44 qAAA
2 Powell, Carolyn A	9	CSSC-FG	1:33.27 qBB
3 Valle, Ariana	10	UN-05-FG	1:33.40 qBB
4 Herman, Olivia G	9	ECAC-FG	1:35.46 qBB
5 Olmo, Charly	10	CM-FG	1:35.84 qBB
6 Hughes, Carlin	10	YSPB-FG	1:37.93 qBB
7 Meserole, Gabriella	10	YSPB-FG	1:41.98 qBB
8 Idler, Sahara	9	MACM-FG	1:42.75 qBB
9 Didovic, Kayleigh	10	CSSC-FG	1:45.42 BB
--- Wong, Corina	10	MACM-FG	DQ
Past vertical at turn: non continuous turning action			
--- Gisogni, Isabella M	10	YSPB-FG	NS

--- Megyeri, Lilla 10 CSSC-FG NS

## #66 Boys 10&amp;U 100 Meter Back

FGC Open Rec: 1:12.17 2014 Joshua Zuchowski  
 FGC Record: 1:08.66 2015 Josh Zuchowski  
 1:19.29 AAAA  
 1:23.39 AAA  
 1:27.39 AA  
 1:31.49 A  
 1:43.59 BB

Name	Age	Team	Finals Time
------	-----	------	-------------

## A - Final

1 Ferguson, Dylan C	10	FFSC-FG	1:24.31 AA
2 Mullings, Scott H	10	WOW-FG	1:29.07 A
3 Merrill, Luke D	10	GYWD-CT	1:33.13 BB
4 Campuzano, Arturo J	10	YSPB-FG	1:34.04 BB
5 Kauefate, Jorge	10	SDST-FG	1:34.18 BB
6 Lopez-Casula, Leona	9	HSC-FG	1:34.32 BB
7 Gudino, Juanfra N	10	CANE-FG	1:35.86 BB

## #66 Boys 10&amp;U 100 Meter Back

FGC Open Rec: 1:12.17 2014 Joshua Zuchowski  
 FGC Record: 1:08.66 2015 Josh Zuchowski  
 1:19.29 AAAA  
 1:23.39 AAA  
 1:27.39 AA  
 1:31.49 A  
 1:43.59 BB

Name	Age	Team	Prelim Time
------	-----	------	-------------

## Preliminaries

1 Ferguson, Dylan C	10	FFSC-FG	1:26.56 qAA
2 Mullings, Scott H	10	WOW-FG	1:28.75 qA
3 Gudino, Juanfra N	10	CANE-FG	1:34.27 qBB
4 Campuzano, Arturo J	10	YSPB-FG	1:35.47 qBB
5 Kauefate, Jorge	10	SDST-FG	1:36.07 qBB
6 Merrill, Luke D	10	GYWD-CT	1:36.36 qBB
7 Lopez-Casula, Leona	9	HSC-FG	1:36.67 qBB





2017 Michael Lohberg Invitational-CSSC-061617, Sanction #: FGI061617CSSC-B14

Coral Springs Aquatic Complex

Results

#67 Girls 11-12 100 Meter Back

FGC Open Rec: 1:07.48 2016 Asia Minnes  
 FGC Record: 1:07.42 2006 Lauren Driscoll  
 1:11.59 AAAA  
 1:15.49 AAA  
 1:19.39 AA  
 1:23.29 A  
 1:31.09 BB

Name	Age	Team	Finals Time
<b>A - Final</b>			
1 Lopez-Diaz, Emily	12	YSF-FG	1:13.12 AAA
2 Robertson, Emily R	12	CSSC-FG	1:15.80 AA
3 Gonzalez, Paola I	11	FFSC-FG	1:17.44 AA
4 Bellardi, Nicole A	12	AZFL-FG	1:17.54 AA
5 Nordheim, Katherine	12	SAS-FG	1:19.35 AA
6 Holmes, Willow G	12	TSA-FG	1:22.47 A
7 Pitters-Hinds, Hartley	11	TSA-FG	1:23.29 A
--- Alvarez, Isabella	12	MACM-FG	DQ
Did not finish on back			

#67 Girls 11-12 100 Meter Back

FGC Open Rec: 1:07.48 2016 Asia Minnes  
 FGC Record: 1:07.42 2006 Lauren Driscoll  
 1:11.59 AAAA  
 1:15.49 AAA  
 1:19.39 AA  
 1:23.29 A  
 1:31.09 BB

Name	Age	Team	Prelim Time
<b>Preliminaries</b>			
1 Lopez-Diaz, Emily	12	YSF-FG	1:16.32 qAA
2 Bellardi, Nicole A	12	AZFL-FG	1:17.67 qAA
3 Gonzalez, Paola I	11	FFSC-FG	1:17.90 qAA
4 Robertson, Emily R	12	CSSC-FG	1:20.68 qA
5 Nordheim, Katherine	12	SAS-FG	1:22.60 qA
6 Alvarez, Isabella	12	MACM-FG	1:24.10 qBB
7 Holmes, Willow G	12	TSA-FG	1:24.12 qBB
8 Pitters-Hinds, Hartley	11	TSA-FG	1:25.41 qBB
9 Kjaerulff, Victoria	11	ECAC-FG	1:26.86 BB
10 Rotchin, Aliyah C	12	WOW-FG	1:26.91 BB
11 Eaton, Emily G	11	ECAC-FG	1:36.10
--- Diaz, Sophia G	12	MACM-FG	NS

#68 Boys 11-12 100 Meter Back

FGC Open Rec: 58.98 2002 Andrew Davidson  
 FGC Record: 1:02.91 2017 Josh Zuchowski  
 1:10.09 AAAA  
 1:13.89 AAA  
 1:17.69 AA  
 1:21.49 A  
 1:29.09 BB

Name	Age	Team	Finals Time
<b>A - Final</b>			
1 Nordheim, Gregory A	12	SAS-FG	1:09.59 AAAA
2 Bishop, Hudson T	12	ECAC-FG	1:09.65 AAAA
3 Martin, Chuli	12	UN-01-FG	1:12.95 AAA
4 Yost, David S	12	ECAC-FG	1:16.96 AA
5 Marri, Rithvik R	11	YSF-FG	1:19.38 A
6 Osorio, Carlos M	12	CM-FG	1:20.49 A
7 Kim, Stephen	11	YSF-FG	1:21.04 A
8 Pelletier, Evan J	11	MART-FG	1:23.93 BB

#68 Boys 11-12 100 Meter Back

FGC Open Rec: 58.98 2002 Andrew Davidson  
 FGC Record: 1:02.91 2017 Josh Zuchowski  
 1:10.09 AAAA  
 1:13.89 AAA  
 1:17.69 AA  
 1:21.49 A  
 1:29.09 BB

Name	Age	Team	Prelim Time
<b>Preliminaries</b>			
1 Martin, Chuli	12	UN-01-FG	1:12.81 qAAA
2 Bishop, Hudson T	12	ECAC-FG	1:13.17 qAAA
3 Nordheim, Gregory A	12	SAS-FG	1:13.93 qAA
4 Marri, Rithvik R	11	YSF-FG	1:17.84 qA
5 Yost, David S	12	ECAC-FG	1:17.87 qA
6 Balbi, Diego N	11	SAS-FG	1:18.64 qA
7 Balbi, Julian A	12	SAS-FG	1:18.84 qA
8 Kim, Stephen	11	YSF-FG	1:20.76 qA
9 Osorio, Carlos M	12	CM-FG	1:21.65 BB
10 Pelletier, Evan J	11	MART-FG	1:22.63 BB
11 Rivas, Fabio A	11	HSC-FG	1:30.13
12 Villarroel, Daniel	11	MACM-FG	1:36.31
--- Kocoglu, Miguel S	12	CSSC-FG	NS

#69 Girls 13-14 100 Meter Back


FGC Open Rec: 1:03.32 2016 Abigail Gonzales  
 FGC Record: 1:02.68 1987 Stephanie Rosenthal  
 1:07.49 AAAA  
 1:10.69 AAA  
 1:13.89 AA  
 1:17.09 A  
 1:23.59 BB

Name	Age	Team	Finals Time
<b>A - Final</b>			
1 Murphy, Megan M	13	ECAC-FG	1:08.51 AAA
2 Roque, Anelis	14	MACM-FG	1:10.65 AAA
3 Bannister, Lalainie D	13	TSA-FG	1:11.92 AA
4 Kondratovitch, Ana	14	HSC-FG	1:13.29 AA
5 Miller, Lucy C	14	SAS-FG	1:13.30 AA
6 Nordheim, Caroline I	14	SAS-FG	1:14.39 A
7 Farias, Ysabella R	13	ASC-FG	1:15.81 A
8 Seniuta, Monika	13	SAS-FG	1:16.01 A

#69 Girls 13-14 100 Meter Back

FGC Open Rec: 1:03.32 2016 Abigail Gonzales  
 FGC Record: 1:02.68 1987 Stephanie Rosenthal  
 1:07.49 AAAA  
 1:10.69 AAA  
 1:13.89 AA  
 1:17.09 A  
 1:23.59 BB

Name	Age	Team	Prelim Time
<b>Preliminaries</b>			
1 Roque, Anelis	14	MACM-FG	1:11.79 qAA
2 Murphy, Megan M	13	ECAC-FG	1:11.98 qAA
3 Kondratovitch, Ana	14	HSC-FG	1:13.80 qAA
4 MacEachern, Paige N	14	ECAC-FG	1:14.35 qA
5 Bannister, Lalainie D	13	TSA-FG	1:14.37 qA
6 Nordheim, Caroline I	14	SAS-FG	1:15.49 qA
7 Miller, Lucy C	14	SAS-FG	1:15.55 qA
8 Farias, Ysabella R	13	ASC-FG	1:16.14 qA
9 Seniuta, Monika	13	SAS-FG	1:16.58 A
10 Fowler, Faith E	13	CSSC-FG	1:16.63 A
11 Allan, Sarah J	13	ECAC-FG	1:18.30 BB
12 Weeter, Morgan O	13	MART-FG	1:19.05 BB
13 Johnson, Elizabeth A	14	SAS-FG	1:19.43 BB
14 Jorge, Daniela	14	MACM-FG	1:23.40 BB
15 Ramirez, Isabella	14	TSA-FG	1:24.70



2017 Michael Lohberg Invitational-CSSC-061617, Sanction #: FGI061617CSSC-B14

Coral Springs Aquatic Complex

Results

**Preliminaries ... (#69 Girls 13-14 100 Meter Back)**

16	Maldonado, Francesc	14 GYWD-CT	1:25.94
17	Anderson, Greer L	13 GYWD-CT	1:28.18
18	Klapper, Guilia f	13 PAQ-FG	1:29.18
---	Wells, Hailey I	13 CSSC-FG	NS
---	Kirie, Maya K	13 ECAC-FG	NS

**#70 Boys 13-14 100 Meter Back**

**FGC Open Rec: 56.83 2014 Michael Andrew**

**FGC Record: 58.74 2016 Elvis Kotikovski**

**1:03.29 AAAA**

**1:06.29 AAA**

**1:09.29 AA**

**1:12.29 A**

**1:18.29 BB**

Name	Age	Team	Finals Time
------	-----	------	-------------

**A - Final**

1	Roach, Ethan M	14 SAS-FG	1:05.13	AAA
2	Meissner, Max M	14 GYWD-CT	1:07.98	AA
3	Hewitt, Carter M	13 ECAC-FG	1:08.12	AA
4	Tarafa, Matthew A	13 HSC-FG	1:08.48	AA
5	Lauzurique, Jason	14 FFSC-FG	1:10.14	A
6	Meyer, Alexander I	14 TSA-FG	1:11.49	A
7	Puller, Maximus W	13 CANE-FG	1:12.79	BB
---	Ramos, Daniel A	14 MACM-FG	DQ	

Did not finish on back

**#70 Boys 13-14 100 Meter Back**

**FGC Open Rec: 56.83 2014 Michael Andrew**

**FGC Record: 58.74 2016 Elvis Kotikovski**

**1:03.29 AAAA**

**1:06.29 AAA**

**1:09.29 AA**

**1:12.29 A**

**1:18.29 BB**

Name	Age	Team	Prelim Time
------	-----	------	-------------

**Preliminaries**

1	D'Avi, Jack	14 YSF-FG	1:06.76	qAA
2	Roach, Ethan M	14 SAS-FG	1:06.77	qAA
3	Meissner, Max M	14 GYWD-CT	1:08.34	qAA
4	Tarafa, Matthew A	13 HSC-FG	1:09.49	qA
5	Hewitt, Carter M	13 ECAC-FG	1:09.54	qA
6	Ramos, Daniel A	14 MACM-FG	1:11.56	qA
7	Meyer, Alexander I	14 TSA-FG	1:11.62	qA
8	Lauzurique, Jason	14 FFSC-FG	1:11.79	qA

9	Puller, Maximus W	13 CANE-FG	1:12.18	A
10	Salas, Ricardo A	13 AZFL-FG	1:12.55	BB
11	Nordheim, Ryan E	14 SAS-FG	1:12.78	BB
12	Pacheco, Sebastian A	13 MACM-FG	1:16.12	BB
13	Quijada, Samuel E	14 HSC-FG	1:16.38	BB
14	Lopez, Sebastian A	14 SDST-FG	1:17.53	BB
15	Figueroa, Diego D	14 MACM-FG	1:22.86	

**#71 Girls 15&O 100 Meter Back**

**1:21.99 BB**

Name	Age	Team	Finals Time
------	-----	------	-------------

**A - Final**

1	Hazlett, Kate G	16 GYWD-CT	1:05.01	BB
2	Cummings, Madison	15 ECAC-FG	1:06.09	BB
3	Yu, Roxanne	20 CANE-FG	1:06.53	BB
4	Scott, Samantha H	16 GYWD-CT	1:08.09	BB
5	Schimansky, Megan	17 CSSC-FG	1:08.53	BB
6	Fetes, Shayna A	16 SAS-FG	1:09.79	BB
7	Beltrano, Gabby J	15 SAS-FG	1:10.65	BB
8	Roque, Angelina	16 MACM-FG	1:12.18	BB

**#71 Girls 15&O 100 Meter Back**

**1:21.99 BB**

Name	Age	Team	Prelim Time
------	-----	------	-------------

**Preliminaries**

1	Hazlett, Kate G	16 GYWD-CT	1:07.65	qBB
2	Yu, Roxanne	20 CANE-FG	1:08.50	qBB
3	Schimansky, Megan	17 CSSC-FG	1:09.15	qBB
4	Cummings, Madison	15 ECAC-FG	1:09.52	qBB
5	Scott, Samantha H	16 GYWD-CT	1:10.12	qBB
6	Beltrano, Gabby J	15 SAS-FG	1:10.74	qBB
7	Fetes, Shayna A	16 SAS-FG	1:12.72	qBB
8	Roque, Angelina	16 MACM-FG	1:13.07	qBB
9	Sizemore, Sloan M	17 MART-FG	1:13.19	BB
10	Cozad, Grace	18 UN-03-FG	1:16.80	BB
11	Jordan, Kasey	15 HAFL-FG	1:18.17	BB
12	Tan, Ashley G	16 TSA-FG	1:18.30	BB
13	Perna, Sabrina I	17 FFSC-FG	1:18.85	BB
14	Finks, Madelene G	17 ECAC-FG	1:19.79	BB
15	Rios, Valentina	16 FFSC-FG	1:24.06	
---	Mackler, Danni R	16 SAS-FG	NS	
---	Rodriguez, Stephanie	16 MACM-FG	NS	

**#72 Boys 15&O 100 Meter Back**

**1:14.69 BB**

Name	Age	Team	Finals Time
------	-----	------	-------------

**A - Final**

1	Lima, Edson S	23 AZFL-FG	58.93	BB
2	Fungairino, Aitor S	16 MACM-FG	59.50	BB
3	Torres, John	16 FFSC-FG	59.67	BB
4	Barberena, Eisner A	22 AZFL-FG	1:00.11	BB
5	Proctor, Noah J	16 MART-FG	1:03.05	BB
6	Bucaro, Luis P	16 TSA-FG	1:04.69	BB
---	Lubian, George	17 FFSC-FG	NS	
---	Madeira, Miguel M	20 MACM-FG	NS	

**#72 Boys 15&O 100 Meter Back**

**1:14.69 BB**

Name	Age	Team	Prelim Time
------	-----	------	-------------

**Preliminaries**

1	Lima, Edson S	23 AZFL-FG	59.69	qBB
2	Torres, John	16 FFSC-FG	59.77	qBB
3	Barberena, Eisner A	22 AZFL-FG	1:01.08	qBB
4	Balbi, Joshua A	15 SAS-FG	1:01.92	qBB
5	Torres, Daniel G	26 UN-05-FG	1:02.22	qBB
6	Proctor, Noah J	16 MART-FG	1:03.10	qBB
7	Fungairino, Aitor S	16 MACM-FG	1:03.13	qBB
8	Sharp, Nick R	18 SAS-FG	1:03.22	qBB
9	Lubian, George	17 FFSC-FG	1:03.33	BB
10	Bucaro, Luis P	16 TSA-FG	1:04.76	BB
11	Madeira, Miguel M	20 MACM-FG	1:04.82	BB
12	Iturbe, Julian Enrique	17 AZFL-FG	1:04.90	BB
13	Rivero, Bryan O	15 HSC-FG	1:05.39	BB
14	Rojas, Yender J	16 MACM-FG	1:06.77	BB
15	Parravano, Vittorio B	15 MACM-FG	1:07.53	BB
16	Scott, Parker H	16 GYWD-CT	1:07.91	BB
17	Marks, Connor M	15 CSSC-FG	1:08.25	BB
18	Wong, Andres	15 MACM-FG	1:08.54	BB
19	Limia, Michael	19 MACM-FG	1:08.80	BB
20	Escobar, Daniel E	15 TSA-FG	1:09.34	BB
21	Farias, Tomas M	16 ASC-FG	1:09.38	BB
22	Forde, Jelani R	18 CANE-FG	1:09.68	BB
23	Valle, Ricardo	15 UN-05-FG	1:10.73	BB
24	Amor, Matthew	15 HSC-FG	1:11.04	BB
25	Vargas, Andres	15 MACM-FG	1:11.31	BB
26	Marin, Hugo E	17 MACM-FG	1:11.50	BB
27	Wootton, Jacob	16 WOW-FG	1:12.46	BB



2017 Michael Lohberg Invitational-CSSC-061617, Sanction #: FGI061617CSSC-B14

Coral Springs Aquatic Complex

Results

**Preliminaries ... (#72 Boys 15&O 100 Meter Back)**

28	Schechter, Zach Z	16	CANE-FG	1:14.72
29	Parraga, Fabrizio D	15	CSSC-FG	1:15.97
---	Marsal, Sebastian W	15	FFSC-FG	NS
---	Rivero, Ruben A	16	UN-03-FG	NS
---	Omana, Carlos T	24	MACM-FG	NS
---	Trimble, Gregory E	15	CSSC-FG	NS

**#73 Girls 10&U 50 Meter Fly**

**FGC Open Rec:** 31.39 1991 Luciana Genova  
**FGC Record:** 32.03 2017 Erika Pelaez  
 34.59 AAAAA  
 36.69 AAA  
 38.89 AA  
 40.99 A  
 47.29 BB

Name	Age	Team	Finals Time
<b>A - Final</b>			
1	Anton, Sidney	10	AZFL-FG 33.19 AAAAA
2	Ronie, Regan E	10	WOW-FG 35.90 AAA
3	Nieto, Bianca G	10	CM-FG 36.96 AA
4	Guerrero, Mia S	10	AZFL-FG 37.11 AA
5	Meyer, Camryn E	10	TSA-FG 37.17 AA
6	DeLuna, Gabriella S	10	YSF-FG 37.91 AA
7	Saffon, Daniela	10	AZFL-FG 38.94 A
8	Negrin, Paola	10	FFSC-FG 40.70 A

**#73 Girls 10&U 50 Meter Fly**

**FGC Open Rec:** 31.39 1991 Luciana Genova  
**FGC Record:** 32.03 2017 Erika Pelaez  
 34.59 AAAAA  
 36.69 AAA  
 38.89 AA  
 40.99 A  
 47.29 BB

Name	Age	Team	Prelim Time
<b>Preliminaries</b>			
1	Anton, Sidney	10	AZFL-FG 33.59 qAAAA
2	Rotchin, Leorah M	10	WOW-FG 35.64 qAAA
3	Ronie, Regan E	10	WOW-FG 36.32 qAAA
4	Nieto, Bianca G	10	CM-FG 37.17 qAA
5	Meyer, Camryn E	10	TSA-FG 37.21 qAA
6	Negrin, Paola	10	FFSC-FG 37.79 qAA
7	Saffon, Daniela	10	AZFL-FG 38.42 qAA
8	Guerrero, Mia S	10	AZFL-FG 38.44 qAA

9	DeLuna, Gabriella S	10	YSF-FG 39.01 A
10	Han, Miranda A	10	WOW-FG 39.90 A
11	Montes, Mariana	9	CSSC-FG 40.04 A
12	Foster, Valentina	9	AZFL-FG 40.72 A
13	Meserole, Gabriella	10	YSPB-FG 41.13 BB
14	Virto, Maia	10	AZFL-FG 41.49 BB
15	Jorge, Sofia	9	MACM-FG 41.81 BB
16	Nieto, Vivean S	10	CM-FG 42.58 BB
17	Idler, Sahara	9	MACM-FG 42.87 BB
18	Pelayes, Mercedes	10	SDST-FG 43.37 BB
19	Martinez, Caitlin	10	ASC-FG 43.49 BB
20	Bean, Brittany L	10	CSSC-FG 43.53 BB
21	Hiller, Morgan J	10	YSPB-FG 44.25 BB
22	Lopez, Rocio	10	MACM-FG 44.46 BB
23	Guzzo, Bella V	9	ECAC-FG 44.49 BB
24	Geffrard, Isabella J	10	YSPB-FG 45.38 BB
25	Olmo, Charly	10	CM-FG 46.32 BB
26	Perez, Isabella M	10	CSSC-FG 47.43
27	Marino, Franchesca I	10	YSF-FG 48.19
28	Alvarez, Valentina N	9	MACM-FG 50.08
29	Powell, Carolyn A	9	CSSC-FG 50.30
30	Hughes, Carlin	10	YSPB-FG 52.28
---	Gisonni, Isabella M	10	YSPB-FG NS
---	Hurwitz, Alera J	8	WOW-FG SCR

**#74 Boys 10&U 50 Meter Fly**

**FGC Open Rec:** 31.77 2016 Kaii Winkler  
**FGC Record:** 30.65 1990 Jason Gagnon  
 34.39 AAAAA  
 36.29 AAA  
 38.19 AA  
 40.19 A  
 45.99 BB

Name	Age	Team	Finals Time
<b>A - Final</b>			
1	Bailey, Lucas A	10	ECAC-FG 31.87 AAAAA
2	Ferguson, Dylan C	10	FFSC-FG 37.57 AA
3	Domokos-Murphy, W	8	SAS-FG 37.61 AA
4	Kjaerulff, Marcus	9	ECAC-FG 37.63 AA
5	Karachun, Matviy	9	YSF-FG 38.28 A
6	Lopez-Casula, Leona	9	HSC-FG 38.31 A
7	Connors, Billy M	9	WOW-FG 41.75 BB
8	Mullings, Scott H	10	WOW-FG 41.80 BB

**#74 Boys 10&U 50 Meter Fly**

**FGC Open Rec:** 31.77 2016 Kaii Winkler  
**FGC Record:** 30.65 1990 Jason Gagnon  
 34.39 AAAAA  
 36.29 AAA  
 38.19 AA  
 40.19 A  
 45.99 BB

Name	Age	Team	Prelim Time
<b>Preliminaries</b>			
1	Bailey, Lucas A	10	ECAC-FG 32.88 qAAAA
2	Domokos-Murphy, W	8	SAS-FG 37.34 qAA
3	Kjaerulff, Marcus	9	ECAC-FG 37.52 qAA
4	Karachun, Matviy	9	YSF-FG 37.96 qAA
5	Ferguson, Dylan C	10	FFSC-FG 38.49 qA
6	Connors, Billy M	9	WOW-FG 39.61 qA
7	Lopez-Casula, Leona	9	HSC-FG 40.36 qBB
8	Mullings, Scott H	10	WOW-FG 40.40 qBB
9	Guio, Sebastian	9	YSF-FG 40.69 BB
10	Merrill, Luke D	10	GYWD-CT 43.71 BB
11	Balade, Nahuel A	10	CM-FG 44.56 BB
12	Amodio, Matthew G	10	WOW-FG 46.94
---	Kaufate, Jorge	10	SDST-FG DQ
Did not execute movement of both feet in same way			
---	White, Oscar	10	HAFL-FG DQ
Did not bring arms forward and/or backward simultaneously			
---	Contreras, Sebastian	9	UN-05-FG NS

**#75 Girls 11-12 50 Meter Fly**

**FGC Open Rec:** 29.11 2005 Lauren Harrington  
**FGC Record:** 29.57 2009 Megan Moroney  
 30.99 AAAAA  
 32.49 AAA  
 33.89 AA  
 35.39 A  
 38.29 BB

Name	Age	Team	Finals Time
<b>A - Final</b>			
1	Diaz, Sophia G	12	MACM-FG 31.48 AAA
2	Robertson, Emily R	12	CSSC-FG 31.76 AAA
3	McCormick, Riley E	12	CSSC-FG 31.86 AAA
4	Edwards, Daphne M	12	GYWD-CT 32.21 AAA
5	Yordi, Rachel	12	UN-01-FG 32.57 AA
6	Wood, Breanna N	11	SAS-FG 33.72 AA



## 2017 Michael Lohberg Invitational-CSSC-061617, Sanction #: FGI061617CSSC-B14

## Coral Springs Aquatic Complex

## Results

## A - Final ... (#75 Girls 11-12 50 Meter Fly)

7 Cote, Mariana	12 AZFL-FG	33.94	A
8 Lilienthal, Rachel	12 ECAC-FG	34.30	A

## #75 Girls 11-12 50 Meter Fly

FGC Open Rec: 29.11 2005 Lauren Harrington

FGC Record: 29.57 2009 Megan Moroney

30.99 AAAA

32.49 AAA

33.89 AA

35.39 A

38.29 BB

Name	Age	Team	Prelim Time
<b>Preliminaries</b>			
1 Diaz, Sophia G	12	MACM-FG	31.58 qAAA
2 Yordi, Rachel	12	UN-01-FG	32.70 qAA
3 Edwards, Daphne M	12	GYWD-CT	33.08 qAA
4 McCormick, Riley E	12	CSSC-FG	33.12 qAA
5 Wood, Breanna N	11	SAS-FG	33.28 qAA
6 Robertson, Emily R	12	CSSC-FG	33.36 qAA
7 Lilienthal, Rachel	12	ECAC-FG	33.80 qAA
8 Cote, Mariana	12	AZFL-FG	34.06 qA
9 Nordheim, Katherine	12	SAS-FG	34.28 A
10 Alvarez, Isabella	12	MACM-FG	35.41 BB
11 Kjaerulff, Victoria	11	ECAC-FG	35.81 BB
12 Ward, Payton A	12	CSSC-FG	35.87 BB
13 Bucaro, Marcela	12	TSA-FG	35.93 BB
14 Olson, Elisabeth G	12	CSSC-FG	35.97 BB
15 Abinuman, Jacquelin	12	WOW-FG	36.61 BB
16 Baucells, Angelina	11	FFSC-FG	37.43 BB
17 James, Madi G	12	FFSC-FG	38.18 BB
18 Marino, Yazmin A	12	YSF-FG	38.85
19 Yonamine, Nina	12	AZFL-FG	40.36
--- Garcia, Camila	11	YSPB-FG	NS
--- Hernandez, Brianna I	12	YSF-FG	NS

## #76 Boys 11-12 50 Meter Fly

FGC Open Rec: 28.63 2006 Andy Vazquez

FGC Record: 28.35 2014 Rafael Rodriguez

30.29 AAAA

31.99 AAA

33.69 AA

35.29 A

38.69 BB

Name	Age	Team	Finals Time
<b>A - Final</b>			
1 Martin, Chuli	12	UN-01-FG	30.16 AAAA
2 Bishop, Hudson T	12	ECAC-FG	30.54 AAA
3 Pujula, Charles	12	HSC-FG	30.70 AAA
4 Lopez-Casula, Marcc	12	HSC-FG	31.09 AAA
5 Yost, David S	12	ECAC-FG	31.85 AAA
6 Burunov, Vadim	12	HAFL-FG	32.13 AA
7 Teran, Andres E	11	AZFL-FG	32.53 AA
8 Nordheim, Gregory A	12	SAS-FG	33.95 A

## #76 Boys 11-12 50 Meter Fly

FGC Open Rec: 28.63 2006 Andy Vazquez

FGC Record: 28.35 2014 Rafael Rodriguez

30.29 AAAA

31.99 AAA

33.69 AA

35.29 A

38.69 BB

Name	Age	Team	Prelim Time
<b>Preliminaries</b>			
1 Martin, Chuli	12	UN-01-FG	30.15 qAAAA
2 Pujula, Charles	12	HSC-FG	31.20 qAAA
3 Lopez-Casula, Marcc	12	HSC-FG	31.21 qAAA
4 Bishop, Hudson T	12	ECAC-FG	31.67 qAAA
5 Yost, David S	12	ECAC-FG	31.83 qAAA
6 Burunov, Vadim	12	HAFL-FG	32.76 qAA
7 Teran, Andres E	11	AZFL-FG	33.15 qAA
8 Nordheim, Gregory A	12	SAS-FG	33.17 qAA
9 Balbi, Julian A	12	SAS-FG	33.56 AA
10 Balbi, Diego N	11	SAS-FG	33.81 A
11 Rios, Oscar R	12	CM-FG	34.16 A
12 Cancio, Marco A	11	CM-FG	35.04 A
13 Martin, RJ J	12	TSA-FG	35.24 A
14 Viera, Kevin A	12	MACM-FG	36.04 BB
15 Alvarez, Alejandro	12	CSSC-FG	36.07 BB

16 Kim, Stephen	11	YSF-FG	36.38 BB
17 Foulds, Chase D	12	ECAC-FG	36.40 BB
18 Wolpers, Jack H	11	GYWD-CT	37.29 BB
19 Pelletier, Evan J	11	MART-FG	37.34 BB
20 Rivas, Fabio A	11	HSC-FG	38.43 BB
21 Cabrera, Ernesto	12	MACM-FG	38.98
22 Palacios, Gianmarco	12	MACM-FG	39.13
23 Villarroel, Daniel	11	MACM-FG	42.14
24 Losada Herrera, Seba	11	MACM-FG	42.25
--- Cajuste, Joshua J	12	TSA-FG	DQ

Did not execute movement of both feet in same way

## #77 Girls 13-14 50 Meter Fly

FGC Open Rec: 28.13 2014 Jessica Nava

FGC Record: 28.13 2014 Jessica Nava

35.69 BB

Name Age Team Finals Time

Name	Age	Team	Finals Time
<b>A - Final</b>			
1 Roque, Anelis	14	MACM-FG	29.44 BB
2 Murphy, Megan M	13	ECAC-FG	30.29 BB
3 Nordheim, Caroline I	14	SAS-FG	30.75 BB
4 Trieschmann, Emily J	13	SAS-FG	30.81 BB
5 Kondratovitch, Ana	14	HSC-FG	30.97 BB
6 Garcia, Julianna	13	CSSC-FG	31.08 BB
7 Seniuta, Monika	13	SAS-FG	31.69 BB
8 Campos, Odezza C	13	WOW-FG	32.82 BB

## #77 Girls 13-14 50 Meter Fly

FGC Open Rec: 28.13 2014 Jessica Nava

FGC Record: 28.13 2014 Jessica Nava

35.69 BB

Name Age Team Prelim Time

Name	Age	Team	Prelim Time
<b>Preliminaries</b>			
1 Roque, Anelis	14	MACM-FG	30.44 qBB
2 Murphy, Megan M	13	ECAC-FG	30.54 qBB
3 Trieschmann, Emily J	13	SAS-FG	30.67 qBB
4 Kondratovitch, Ana	14	HSC-FG	30.87 qBB
5 Gonzalez, Shannelle	14	HSC-FG	31.05 qBB
6 Seniuta, Monika	13	SAS-FG	31.28 qBB
7 Garcia, Julianna	13	CSSC-FG	31.38 qBB
8 Campos, Odezza C	13	WOW-FG	31.81 qBB
9 Nordheim, Caroline I	14	SAS-FG	31.93 BB
10 Ravelo, Iliana	14	ASC-FG	32.37 BB
11 Manrique, Karina	13	YSF-FG	32.78 BB
12 Giresi, Bella M	14	YSPB-FG	33.11 BB



2017 Michael Lohberg Invitational-CSSC-061617, Sanction #: FGI061617CSSC-B14

Coral Springs Aquatic Complex

Results

**Preliminaries ... (#77 Girls 13-14 50 Meter Fly)**

13	Rosa, Emily Y	14 YSPB-FG	33.58	BB
14	Fors, Helen	13 HSC-FG	34.23	BB
15	Ruiz, Alexandra	14 YSF-FG	34.71	BB
16	Johnson, Elizabeth A	14 SAS-FG	35.06	BB
17	Adia, Isabella I	13 SAS-FG	35.58	BB
18	Fowler, Faith E	13 CSSC-FG	35.71	
19	Balade, Valentina A	13 CM-FG	36.19	
20	Berrios, Vania	13 UN-07-FG	41.07	
---	Brennan, Emily R	13 YSF-FG		NS
---	Orellana, Carla P	14 CM-FG		NS

**#78 Boys 13-14 50 Meter Fly**

**FGC Open Rec:** 26.64 2015 Adrian Aguilar  
**FGC Record:** 26.38 2008 Salman Qali  
 35.49 BB

Name	Age	Team	Finals Time
<b>A - Final</b>			
1	Nordheim, Ryan E	14 SAS-FG	28.48 BB
2	Ramos, Daniel A	14 MACM-FG	28.94 BB
3	Salas, Ricardo A	13 AZFL-FG	29.23 BB
4	Nguyen, Ricky	14 FFSC-FG	29.54 BB
5	Lopez, Jorge A	13 MACM-FG	29.58 BB
6	Hewitt, Carter M	13 ECAC-FG	30.65 BB
7	Norris, Byron R	14 CANE-FG	30.72 BB
8	Aran, Grant A	14 CSSC-FG	31.57 BB

**#78 Boys 13-14 50 Meter Fly**

**FGC Open Rec:** 26.64 2015 Adrian Aguilar  
**FGC Record:** 26.38 2008 Salman Qali  
 35.49 BB

Name	Age	Team	Prelim Time
<b>Preliminaries</b>			
1	D'Avi, Jack	14 YSF-FG	28.41 qBB
2	Ramos, Daniel A	14 MACM-FG	29.65 qBB
3	Salas, Ricardo A	13 AZFL-FG	29.72 qBB
4	Nguyen, Ricky	14 FFSC-FG	29.81 qBB
5	Lopez, Jorge A	13 MACM-FG	30.09 qBB
6	Nordheim, Ryan E	14 SAS-FG	30.13 qBB
7	Norris, Byron R	14 CANE-FG	30.47 qBB
8	Hewitt, Carter M	13 ECAC-FG	30.68 qBB
9	Aran, Grant A	14 CSSC-FG	30.74 BB
10	Fermayer, Max	13 AZFL-FG	30.88 BB
11	Forde, Yohance J	13 CANE-FG	31.02 BB

12	Jackson, Brandon F	14 CSSC-FG	31.62	BB
13	Sanchez, Andres	13 UN-05-FG	31.75	BB
14	Valdes, Victor M	13 HSC-FG	31.76	BB
15	Rodriguez, Nick	13 MACM-FG	32.10	BB
16	Palacios, Alexis D	14 CM-FG	32.12	BB
17	Bagiotti, Jon M	13 YSF-FG	32.38	BB
18	Veccio, Carlos	13 MACM-FG	33.30	BB
19	Quijada, Samuel E	14 HSC-FG	33.35	BB
20	Geathers, Jayden A	14 TSA-FG	33.58	BB
21	Neidert, Carson T	13 ECAC-FG	34.22	BB
22	Schwartz, Benjamin I	14 SAS-FG	34.47	BB
23	Veccio, Dylan	13 MACM-FG	34.89	BB
24	Marin, Emilio A	14 MACM-FG	36.60	
---	Louis-Jeune, Darion	13 CSSC-FG		NS
---	Quijada, Daniel	14 HSC-FG		NS

**#79 Girls 15&O 50 Meter Fly**

34.89 BB

Name	Age	Team	Finals Time
<b>A - Final</b>			
1	Cummings, Madison	15 ECAC-FG	27.92 BB
2	Nersicio, Chade M	16 ECAC-FG	28.78 BB
3	Casellas, Patricia M	27 AZFL-FG	29.09 BB
4	Viguer, Manon	18 CANE-FG	29.57 BB
5	Biro, Delaney P	15 CSSC-FG	29.78 BB
6	Hernandez, Daniela M	21 AZFL-FG	29.95 BB
7	Cozad, Ashley	15 UN-03-FG	31.56 BB
8	Capalbo, Solana B	15 AZFL-FG	31.61 BB

**#79 Girls 15&O 50 Meter Fly**

34.89 BB

Name	Age	Team	Prelim Time
<b>Preliminaries</b>			
1	Paez, Isabella	21 MACM-FG	27.61 qBB
2	Nersicio, Chade M	16 ECAC-FG	28.83 qBB
3	Cummings, Madison	15 ECAC-FG	28.88 qBB
4	Viguer, Manon	18 CANE-FG	28.94 qBB
5	Casellas, Patricia M	27 AZFL-FG	28.99 qBB
6	Hernandez, Daniela M	21 AZFL-FG	29.55 qBB
7	Biro, Delaney P	15 CSSC-FG	29.58 qBB
8	Capalbo, Solana B	15 AZFL-FG	30.99 qBB
9	Cozad, Ashley	15 UN-03-FG	31.23 BB
10	Bernal, Barbara	18 AZFL-FG	31.65 BB
11	Trieschmann, Hannal	17 SAS-FG	31.82 BB
12	Roque, Angelina	16 MACM-FG	31.97 BB

13	Kim, Daniela	16 YSF-FG	32.34	BB
14	Litman, Samantha K	15 TSA-FG	32.57	BB
15	Perna, Sabrina I	17 FFSC-FG	33.50	BB
16	Carignan, Chloe F	15 CSSC-FG	33.62	BB
17	Cozad, Grace	18 UN-03-FG	33.80	BB
18	Finks, Madelene G	17 ECAC-FG	34.09	BB
19	Abair, Shauna N	16 ECAC-FG	34.45	BB
20	Leal, Dariam A	16 FFSC-FG	34.86	BB
21	Colon, Annabelle V	16 FFSC-FG	34.92	
22	Brewington, Carly F	17 CSSC-FG	37.57	
---	Temperino, Eriana L	16 ECAC-FG		NS

**#80 Boys 15&O 50 Meter Fly**

34.39 BB

Name	Age	Team	Finals Time
<b>A - Final</b>			
1	Aguilar, Adrian	16 MACM-FG	25.41 BB
2	Hoost, Irvin M	18 MACM-FG	25.50 BB
3	Depassier, Jorge A	17 AZFL-FG	25.59 BB
4	Perez, Jhonny J	19 UN-05-FG	25.69 BB
5	Lima, Edson S	23 AZFL-FG	25.83 BB
6	Vasquez, Carlos	17 TSA-FG	26.52 BB
7	Machado, Diego	16 TSA-FG	27.00 BB
8	Diaz, Adan	18 AZFL-FG	27.14 BB

**#80 Boys 15&O 50 Meter Fly**

34.39 BB

Name	Age	Team	Prelim Time
<b>Preliminaries</b>			
1	Lima, Edson S	23 AZFL-FG	25.41 qBB
2	Aguilar, Adrian	16 MACM-FG	25.95 qBB
3	Perez, Jhonny J	19 UN-05-FG	25.99 qBB
*4	Depassier, Jorge A	17 AZFL-FG	26.26 qBB
*4	Hoost, Irvin M	18 MACM-FG	26.26 qBB
6	Vasquez, Carlos	17 TSA-FG	26.45 qBB
7	Moya, Adrian	18 MACM-FG	26.66 qBB
8	Diaz, Adan	18 AZFL-FG	26.89 qBB
9	Machado, Diego	16 TSA-FG	26.94 BB
10	Ho, Ted N	16 ECAC-FG	27.04 BB
11	Faucher, Diego	18 MACM-FG	27.22 BB
12	Pierce, Bryce E	20 ECAC-FG	27.28 BB
13	Arrieta, Alex A	19 MACM-FG	27.57 BB
14	Westine, John G	16 ECAC-FG	27.71 BB
15	Caracciolo, Kyle C	19 AZFL-FG	27.81 BB
16	Vivas, Martin	18 YSF-FG	27.89 BB





2017 Michael Lohberg Invitational-CSSC-061617, Sanction #: FGI061617CSSC-B14

Coral Springs Aquatic Complex

Results

Preliminaries ... (#80 Boys 15&O 50 Meter Fly)

17	Montero, Nestor E	15 MACM-FG	28.03	BB
18	Vargas, Adrian A	18 MACM-FG	28.04	BB
19	Espinoza, Gregory A	17 MACM-FG	28.09	BB
20	Hernandez, Kalvin S	16 CSSC-FG	28.13	BB
21	Balbi, Joshua A	15 SAS-FG	28.33	BB
22	Simpson, Daniel A	18 MACM-FG	28.43	BB
23	Acosta, Brandon D	16 MACM-FG	28.44	BB
24	Furman, Henry	18 PAQ-FG	28.58	BB
25	Stankovic, Jonathan I	18 ECAC-FG	28.70	BB
26	Dworet, Nicholas P	17 TSA-FG	28.72	BB
27	Ptreski, Matthew A	16 UN-08-FG	28.80	BB
28	de la Torre, Alejandr	18 MACM-FG	28.87	BB
29	Miller, Maxwell A	16 YSF-FG	29.06	BB
30	Alvarez, Angel	15 ASC-FG	29.23	BB
*31	Sweeting, Kenaz G	16 HAFL-FG	29.27	BB
*31	Darin, Geno G	19 PAQ-FG	29.27	BB
33	Moran, Bryan	18 AZFL-FG	29.28	BB
34	Picon, Neil	15 MACM-FG	29.51	BB
35	Baucells, Rogelio	16 FFSC-FG	29.55	BB
36	Matheus, Eric	17 SAS-FG	29.57	BB
37	Ledo, Ryan	16 MACM-FG	29.61	BB
38	Shover, Kaden W	18 PAQ-FG	29.71	BB
39	Revelo Espinosa, Ch	22 MACM-FG	29.78	BB
40	De la Cruz, Julio	16 ASC-FG	29.80	BB
41	Zhang, Mark	15 AZFL-FG	30.11	BB
*42	Manzano, Carlos J	17 MACM-FG	30.14	BB
*42	Rodriguez, Nando	16 MACM-FG	30.14	BB
44	Tages, Gannen	16 CSSC-FG	30.27	BB
45	Sanchez, Michael	16 ASC-FG	30.46	BB
46	Howard, Jordan A	16 CSSC-FG	30.57	BB
47	Behar, Steven	15 ECAC-FG	30.60	BB
48	Capalbo, Ivan D	17 AZFL-FG	30.62	BB
49	Murray, Jake K	17 MART-FG	30.76	BB
50	Franzino, Patrick J	15 CSSC-FG	31.28	BB
51	Seniuta, Tadas	15 SAS-FG	31.32	BB
52	Tavoletti, Kyle J	15 ECAC-FG	31.35	BB
53	Marrero, Manuel	15 ASC-FG	31.55	BB
54	Sierra, Sebastian J	16 TSA-FG	31.68	BB
55	Soria, Karl E	17 ECAC-FG	31.98	BB
56	Kocoglu, Kenan S	15 CSSC-FG	32.17	BB
57	Hategan, Darien	15 YSF-FG	32.18	BB
58	Schutz, Brandon D	16 CSSC-FG	32.32	BB
59	Kubach, Bennett E	17 PAQ-FG	32.41	BB
60	Escobar, Jeffrey I	16 MACM-FG	32.58	BB

61	Blanco, Aaron v	16 AZFL-FG	32.67	BB
62	Rivera, Brandon	15 YSF-FG	32.71	BB
63	Londono, Andres A	18 CSSC-FG	33.06	BB
64	Myerson, Maxwell J	16 ESC-FG	33.09	BB
65	Ortiz, Simon	19 AZFL-FG	33.92	BB
66	Wootton, Jacob	16 WOW-FG	34.01	BB
67	Parraga, Fabrizio D	15 CSSC-FG	34.25	BB
---	Philips, Xavier N	19 ECAC-FG	NS	
---	Borgen, Runar	23 PAQ-FG	NS	
---	Hernandez, Nixon	19 ECAC-FG	NS	
---	Blanco, David A	15 CSSC-FG	NS	
---	Serrano, Tito A	16 MACM-FG	NS	
---	McCloud, Andre T	15 MART-FG	NS	
---	Arias, Abraham A	15 MACM-FG	NS	
---	Quesada-Amor, Alex	15 HSC-FG	NS	
---	Gil, Drake E	16 UN-02-FG	NS	
---	Albury, Miller M	17 PAQ-FG	NS	
---	Gijsendorfer, Charlie	17 ECAC-FG	NS	

#81 Girls 10&U 100 Meter Breast

FGC Open Rec: **1:20.08** 2014 **Meghan Lynch**  
 FGC Record: **1:21.86** 2015 **Micaela Sierra**  
**1:31.19** AAAAA  
**1:36.19** AAA  
**1:41.29** AA  
**1:46.29** A  
**2:01.49** BB

Name	Age	Team	Finals Time	
<b>A - Final</b>				
1	Nieto, Bianca G	10 CM-FG	1:26.13	AAAA
2	Meyer, Camryn E	10 TSA-FG	1:32.84	AAA
3	Pelayes, Mercedes	10 SDST-FG	1:35.26	AAA
4	Han, Miranda A	10 WOW-FG	1:41.74	A
5	Mogul, Iris I	10 CANE-FG	1:41.86	A
6	Hiller, Morgan J	10 YSPB-FG	1:42.42	A
7	Schoenborn, Sammy	10 CSSC-FG	1:42.58	A
8	Avila, Gaby N	10 YSF-FG	1:45.68	A

#81 Girls 10&U 100 Meter Breast

FGC Open Rec: **1:20.08** 2014 **Meghan Lynch**  
 FGC Record: **1:21.86** 2015 **Micaela Sierra**  
**1:31.19** AAAAA  
**1:36.19** AAA  
**1:41.29** AA  
**1:46.29** A  
**2:01.49** BB

Name	Age	Team	Prelim Time	
<b>Preliminaries</b>				
1	Nieto, Bianca G	10 CM-FG	1:25.00	qAAAA
2	Meyer, Camryn E	10 TSA-FG	1:32.41	qAAA
3	Pelayes, Mercedes	10 SDST-FG	1:36.72	qAA
4	Mogul, Iris I	10 CANE-FG	1:39.55	qAA
5	Hiller, Morgan J	10 YSPB-FG	1:42.57	qA
6	Schoenborn, Sammy	10 CSSC-FG	1:43.00	qA
7	Han, Miranda A	10 WOW-FG	1:43.33	qA
8	Avila, Gaby N	10 YSF-FG	1:45.71	qA
9	Gonzalez, Brooke M	9 SAS-FG	1:46.21	A
10	Guerrero, Mía S	10 AZFL-FG	1:48.24	BB
11	Lopez, Rocio	10 MACM-FG	1:48.63	BB
12	Perez, Isabella M	10 CSSC-FG	1:48.89	BB
13	Bean, Brittany L	10 CSSC-FG	1:49.79	BB
14	Wong, Corina	10 MACM-FG	1:50.45	BB
15	Gonzalez, Izabella N	9 YSF-FG	1:50.48	BB
16	Allan, Savannah J	10 ECAC-FG	1:51.05	BB
17	Suarez, Rhanía G	10 CSSC-FG	1:52.48	BB
18	Didovic, Kayleigh	10 CSSC-FG	1:53.66	BB
19	Jorge, Sofia	9 MACM-FG	1:59.16	BB
20	Saffon, Daniela	10 AZFL-FG	2:01.50	
---	Miller, Sara R	9 SAS-FG		DQ
Butterfly kick after turn not followed by breaststroke kick				
---	Hurwitz, Alera J	8 WOW-FG		NS
---	Megyeri, Lilla	10 CSSC-FG		NS



2017 Michael Lohberg Invitational-CSSC-061617, Sanction #: FGI061617CSSC-B14

Coral Springs Aquatic Complex

Results

#82 Boys 10&U 100 Meter Breast

FGC Open Rec: 1:23.89 2014 Victor Valdes  
 FGC Record: 1:23.89 2014 Victor Valdes  
 1:30.59 AAAA  
 1:35.09 AAA  
 1:39.59 AA  
 1:44.19 A  
 1:57.69 BB

Name	Age	Team	Finals Time
<b>A - Final</b>			
1 Gonzalez, George G	9	FFSC-FG	1:22.45 AAAA
2 Connors, Billy M	9	WOW-FG	1:37.21 AA
3 Lezcano, Julian M	10	MACM-FG	1:41.82 A
4 Gudino, Juanfra N	10	CANE-FG	1:44.60 BB
5 Di Persio, Fabio	10	CANE-FG	1:45.29 BB
6 Torres-Torres, Axel C	10	FFSC-FG	1:49.11 BB

#82 Boys 10&U 100 Meter Breast

FGC Open Rec: 1:23.89 2014 Victor Valdes  
 FGC Record: 1:23.89 2014 Victor Valdes  
 1:30.59 AAAA  
 1:35.09 AAA  
 1:39.59 AA  
 1:44.19 A  
 1:57.69 BB

Name	Age	Team	Prelim Time
<b>Preliminaries</b>			
1 Gonzalez, George G	9	FFSC-FG	1:23.63 qAAAA
2 Connors, Billy M	9	WOW-FG	1:35.90 qAA
3 Lezcano, Julian M	10	MACM-FG	1:40.45 qA
4 Gudino, Juanfra N	10	CANE-FG	1:44.37 qBB
5 Di Persio, Fabio	10	CANE-FG	1:44.63 qBB
6 Karachun, Matviy	9	YSF-FG	1:44.91 qBB
7 Torres-Torres, Axel C	10	FFSC-FG	1:47.59 qBB
--- Campuzano, Arturo J	10	YSPB-FG	DQ

Arm movements not always simultaneous and in horizon

#83 Girls 11-12 100 Meter Breast

FGC Open Rec: 1:14.90 2016 Asia Minnes  
 FGC Record: 1:16.21 2001 Katie Marsh  
 1:21.19 AAAA  
 1:25.29 AAA  
 1:29.29 AA  
 1:33.39 A  
 1:41.39 BB

Name	Age	Team	Finals Time
<b>A - Final</b>			
1 Sierra, Micaela	12	CSSC-FG	1:18.39 AAAA
2 Araujo, Rafaella S	12	AZFL-FG	1:25.06 AAA
3 Gonzalez, Paola I	11	FFSC-FG	1:25.91 AA
4 Miller, Erin G	12	SAS-FG	1:26.35 AA
5 Yordi, Rachel	12	UN-01-FG	1:27.66 AA
6 Hebert, Maci M	11	SAS-FG	1:28.37 AA
7 Edwards, Daphne M	12	GYWD-CT	1:28.65 AA
8 Ruggiere, Kai K	12	ECAC-FG	1:30.64 A

#83 Girls 11-12 100 Meter Breast

FGC Open Rec: 1:14.90 2016 Asia Minnes  
 FGC Record: 1:16.21 2001 Katie Marsh  
 1:21.19 AAAA  
 1:25.29 AAA  
 1:29.29 AA  
 1:33.39 A  
 1:41.39 BB

Name	Age	Team	Prelim Time
<b>Preliminaries</b>			
1 Sierra, Micaela	12	CSSC-FG	1:18.76 qAAAA
2 Araujo, Rafaella S	12	AZFL-FG	1:25.63 qAA
3 Gonzalez, Paola I	11	FFSC-FG	1:26.29 qAA
4 Miller, Erin G	12	SAS-FG	1:26.56 qAA
5 Hebert, Maci M	11	SAS-FG	1:27.10 qAA
6 Yordi, Rachel	12	UN-01-FG	1:29.59 qA
7 Edwards, Daphne M	12	GYWD-CT	1:30.15 qA
8 Ruggiere, Kai K	12	ECAC-FG	1:30.95 qA
9 Grubbs, Sophia A	12	FFSC-FG	1:32.14 A
10 Frazier, Sara M	12	FFSC-FG	1:32.51 A
11 Rosa, Anna G	12	YSPB-FG	1:33.28 A
12 Rotchin, Aliyah C	12	WOW-FG	1:37.11 BB
13 Rosano Sam, Anaver	11	CM-FG	1:37.47 BB
14 Ward, Payton A	12	CSSC-FG	1:37.63 BB
15 Loomis, Amanda	12	ECAC-FG	1:39.61 BB

16 Anderson, Hadleigh 12 MART-FG 1:39.63 BB  
 17 Hockman, Madison F 12 CSSC-FG 1:41.46  
 18 Lopez, Phoenix S 11 ECAC-FG 1:42.94

#84 Boys 11-12 100 Meter Breast

FGC Open Rec: 1:13.59 2012 Reece Whitley  
 FGC Record: 1:12.31 2008 Quinn Cassidy  
 1:18.19 AAAA  
 1:22.19 AAA  
 1:26.29 AA  
 1:30.39 A  
 1:38.49 BB

Name	Age	Team	Finals Time
<b>A - Final</b>			
1 Martin, Chuli	12	UN-01-FG	1:17.04 AAAA
2 Pujula, Charles	12	HSC-FG	1:20.66 AAA
3 Foulds, Chase D	12	ECAC-FG	1:21.46 AAA
4 Viera, Kevin A	12	MACM-FG	1:26.43 A
5 Aronsohn, Matthew C	12	SAS-FG	1:34.08 BB
6 Osorio, Carlos M	12	CM-FG	1:34.61 BB
7 Wingold, Charles R	12	HAFL-FG	1:35.03 BB
8 Cancio, Marco A	11	CM-FG	1:35.05 BB

#84 Boys 11-12 100 Meter Breast

FGC Open Rec: 1:13.59 2012 Reece Whitley  
 FGC Record: 1:12.31 2008 Quinn Cassidy  
 1:18.19 AAAA  
 1:22.19 AAA  
 1:26.29 AA  
 1:30.39 A  
 1:38.49 BB

Name	Age	Team	Prelim Time
<b>Preliminaries</b>			
1 Martin, Chuli	12	UN-01-FG	1:19.76 qAAA
2 Pujula, Charles	12	HSC-FG	1:21.90 qAAA
3 Foulds, Chase D	12	ECAC-FG	1:23.17 qAA
4 Viera, Kevin A	12	MACM-FG	1:27.59 qA
5 Osorio, Carlos M	12	CM-FG	1:33.34 qBB
6 Cancio, Marco A	11	CM-FG	1:33.88 qBB
7 Aronsohn, Matthew C	12	SAS-FG	1:35.05 qBB
8 Wingold, Charles R	12	HAFL-FG	1:35.35 qBB
9 Aleman, Liam D	11	ECAC-FG	1:35.80 BB
--- Opperman, Rafael M	12	TSA-FG	DQ

Head did not break surface of water during each complete

--- Leon, Leonardo 12 CM-FG NS



## 2017 Michael Lohberg Invitational-CSSC-061617, Sanction #: FGI061617CSSC-B14

## Coral Springs Aquatic Complex

## Results

## #85 Girls 13-14 100 Meter Breast

FGC Open Rec: 1:11.49 2009 Lindsey McKnight

FGC Record: 1:11.00 1989 Tori DeSilvia

1:16.69 AAAA

1:20.39 AAA

1:23.99 AA

1:27.69 A

1:34.99 BB

Name	Age	Team	Finals Time
<b>A - Final</b>			
1 MacEachern, Paige N	14	ECAC-FG	1:16.86 AAA
2 Auld, Anna R	13	ECAC-FG	1:19.20 AAA
3 Avedisian, Michaela	14	ECAC-FG	1:20.35 AAA
4 Seniuta, Monika	13	SAS-FG	1:22.74 AA
5 Rosa, Emily Y	14	YSPB-FG	1:23.17 AA
6 Dattile, Briana E	13	CSSC-FG	1:24.30 A
7 Mason, Olivia C	14	CSSC-FG	1:25.29 A
8 Bowe, Cecily S	14	TSA-FG	1:28.63 BB

## #85 Girls 13-14 100 Meter Breast

FGC Open Rec: 1:11.49 2009 Lindsey McKnight

FGC Record: 1:11.00 1989 Tori DeSilvia

1:16.69 AAAA

1:20.39 AAA

1:23.99 AA

1:27.69 A

1:34.99 BB

Name	Age	Team	Prelim Time
<b>Preliminaries</b>			
1 Auld, Anna R	13	ECAC-FG	1:20.59 qAA
2 MacEachern, Paige N	14	ECAC-FG	1:21.02 qAA
3 Rosa, Emily Y	14	YSPB-FG	1:22.92 qAA
4 Avedisian, Michaela	14	ECAC-FG	1:23.29 qAA
5 Seniuta, Monika	13	SAS-FG	1:23.38 qAA
6 Dattile, Briana E	13	CSSC-FG	1:24.37 qA
7 Mason, Olivia C	14	CSSC-FG	1:25.62 qA
8 Bowe, Cecily S	14	TSA-FG	1:26.41 qA
9 Ravelo, Iliana	14	ASC-FG	1:26.65 A
10 Gonzalez, Shannelle	14	HSC-FG	1:28.71 BB
11 Monroy, Stephanie	14	CM-FG	1:32.42 BB
12 Ruiz, Alexandra	14	YSF-FG	1:35.76
13 Maldonado, Francesc	14	GYWD-CT	1:35.85
14 Nieto, Antonella V	13	CM-FG	1:38.85
15 Berrios, Vania	13	UN-07-FG	1:41.49

---	Giresi, Bella M	14	YSPB-FG	DQ
Arm movements not always simultaneous and in horizon				
---	Manrique, Karina	13	YSF-FG	NS
---	Kirie, Maya K	13	ECAC-FG	NS

## #86 Boys 13-14 100 Meter Breast

FGC Open Rec: 1:05.33 2014 Michael Andrew

FGC Record: 1:07.37 2010 Quinn Cassidy

1:11.19 AAAA

1:14.59 AAA

1:17.89 AA

1:21.29 A

1:28.09 BB

Name	Age	Team	Finals Time
<b>A - Final</b>			
1 Valdes, Victor M	13	HSC-FG	1:12.25 AAA
2 Hazlett, Alexander S	13	GYWD-CT	1:14.04 AAA
3 Meissner, Max M	14	GYWD-CT	1:15.95 AA
4 Sanchez, Andres	13	UN-05-FG	1:19.82 A
5 Efimov, Niki	13	UN-01-FG	1:21.20 A
6 Lopez, Jesus M	14	YSF-FG	1:21.65 BB
7 Moldovanu, Philip	13	WOW-FG	1:21.98 BB
8 Ward, Wilson T	13	CSSC-FG	1:23.38 BB

## #86 Boys 13-14 100 Meter Breast

FGC Open Rec: 1:05.33 2014 Michael Andrew

FGC Record: 1:07.37 2010 Quinn Cassidy

1:11.19 AAAA

1:14.59 AAA

1:17.89 AA

1:21.29 A

1:28.09 BB

Name	Age	Team	Prelim Time
<b>Preliminaries</b>			
1 Valdes, Victor M	13	HSC-FG	1:13.46 qAAA
2 Hazlett, Alexander S	13	GYWD-CT	1:14.61 qAA
3 Meissner, Max M	14	GYWD-CT	1:16.37 qAA
4 Sanchez, Andres	13	UN-05-FG	1:18.72 qA
5 Efimov, Niki	13	UN-01-FG	1:20.53 qA
6 Lopez, Jesus M	14	YSF-FG	1:21.25 qA
7 Ward, Wilson T	13	CSSC-FG	1:21.92 qBB
8 Moldovanu, Philip	13	WOW-FG	1:22.17 qBB
9 Lauzurique, Jason	14	FFSC-FG	1:22.23 BB
10 Marrero, Javier	14	FFSC-FG	1:22.31 BB
11 Gabaldon, Matias	14	MACM-FG	1:22.99 BB

12 Zientek, Ivan	14	MACM-FG	1:23.10 BB	
13 Brander, Ryan J	13	CSSC-FG	1:23.83 BB	
14 Moreno, Luis E	13	HSC-FG	1:25.20 BB	
15 Pereira, Lucca T	14	CSSC-FG	1:27.91 BB	
16 McComie, Kenwyn E	14	TSA-FG	1:31.84	
---	Louis-Jeune, Darion	13	CSSC-FG	NS
---	Lopez, Diego J	13	ECAC-FG	NS

## #87 Girls 15&amp;O 100 Meter Breast


1:32.49 BB

Name	Age	Team	Finals Time
<b>A - Final</b>			
1 Fetes, Shayna A	16	SAS-FG	1:14.93 BB
2 Suarez, Stephanie M	15	MACM-FG	1:17.01 BB
3 Kim, Daniela	16	YSF-FG	1:20.05 BB
4 Musleh, Lydia A	20	PAQ-FG	1:20.47 BB
5 Sequera, Stephanie C	17	MACM-FG	1:21.22 BB
6 Kyriakidis, Annie	18	CANE-FG	1:21.51 BB
7 Perdomo, Patricia E	15	AZFL-FG	1:21.56 BB
8 Ham, Emme N	15	TSA-FG	1:21.91 BB

## #87 Girls 15&amp;O 100 Meter Breast

1:32.49 BB

Name	Age	Team	Prelim Time
<b>Preliminaries</b>			
1 Fetes, Shayna A	16	SAS-FG	1:18.41 qBB
*2 Suarez, Stephanie M	15	MACM-FG	1:19.67 qBB
*2 Kim, Daniela	16	YSF-FG	1:19.67 qBB
4 Musleh, Lydia A	20	PAQ-FG	1:20.40 qBB
5 Ham, Emme N	15	TSA-FG	1:20.68 qBB
6 Sequera, Stephanie C	17	MACM-FG	1:21.34 qBB
7 Perdomo, Patricia E	15	AZFL-FG	1:21.43 qBB
8 Fernandez, Gabriela l	16	HSC-FG	1:22.01 qBB
9 Bush, Abigail	16	HAFL-FG	1:22.74 BB
10 Kyriakidis, Annie	18	CANE-FG	1:22.92 BB
11 Noya, Arianna	20	MACM-FG	1:23.42 BB
12 Abair, Shauna N	16	ECAC-FG	1:24.10 BB
13 Rodriguez, Caroline	15	ASC-FG	1:25.97 BB
14 Merrill, Julia G	16	GYWD-CT	1:26.41 BB
15 Soive, Natalie M	18	SAS-FG	1:26.83 BB
16 Phillips, Lacy F	18	ECAC-FG	1:27.15 BB
17 Szakacs, Lydia C	15	SAS-FG	1:28.81 BB
18 Feiler, Sarah N	16	FFSC-FG	1:31.77 BB
19 Phillips, Mary Reaga	16	ECAC-FG	1:31.96 BB
20 Borges, Diana	15	MACM-FG	1:38.83



## 2017 Michael Lohberg Invitational-CSSC-061617, Sanction #: FGI061617CSSC-B14

## Coral Springs Aquatic Complex

## Results

## Preliminaries ... (#87 Girls 15&amp;O 100 Meter Breast)

---	Scott, Samantha H	16 GYWD-CT	NS
---	Romero, Augustina F	17 WOW-FG	NS

## #88 Boys 15&amp;O 100 Meter Breast

1:23.49 BB

Name	Age	Team	Finals Time
<b>A - Final</b>			
1	Diaz, Adan	18 AZFL-FG	1:07.08 BB
2	Tejada, Pedro	23 UN-05-FG	1:08.62 BB
3	Vives, Brandon F	18 MACM-FG	1:08.94 BB
4	Petreski, Matthew A	16 UN-08-FG	1:09.46 BB
5	Anderson, Cameron	18 MART-FG	1:10.24 BB
6	Moran, Brandon	16 AZFL-FG	1:10.36 BB
7	Brown, Cameron M	15 AZFL-FG	1:10.93 BB
8	Llenin, Luis (Mumy)	19 MACM-FG	1:11.27 BB

## #88 Boys 15&amp;O 100 Meter Breast

1:23.49 BB

Name	Age	Team	Prelim Time
<b>Preliminaries</b>			
1	Evdokimov, Alex	21 CSSC-FG	1:03.15 qBB
2	Guarente, Marco	20 AZFL-FG	1:05.98 qBB
3	Diaz, Adan	18 AZFL-FG	1:07.57 qBB
4	Tejada, Pedro	23 UN-05-FG	1:08.49 qBB
5	Vives, Brandon F	18 MACM-FG	1:09.63 qBB
6	Moran, Brandon	16 AZFL-FG	1:09.72 qBB
7	Torres, Daniel G	26 UN-05-FG	1:09.88 qBB
8	Petreski, Matthew A	16 UN-08-FG	1:09.91 qBB
9	Llenin, Luis (Mumy)	19 MACM-FG	1:10.07 BB
10	Brown, Cameron M	15 AZFL-FG	1:10.37 BB
11	Anderson, Cameron	18 MART-FG	1:10.72 BB
12	DeGrijze, Kevin	15 ECAC-FG	1:10.79 BB
13	Ramirez, Juan	18 MACM-FG	1:12.60 BB
14	Pappe, Alfred H	22 MACM-FG	1:12.94 BB
15	Diaz, Javi C	22 MACM-FG	1:13.49 BB
16	Gomez, Santiago A	15 AZFL-FG	1:15.15 BB
17	Rojas, Yonder J	16 MACM-FG	1:16.01 BB
18	Sharp, Nick R	18 SAS-FG	1:16.15 BB
19	Carlson, Carter N	15 SAS-FG	1:17.47 BB
20	Darin, Geno G	19 PAQ-FG	1:17.61 BB
21	Ledo, Ryan	16 MACM-FG	1:17.90 BB
22	Avellaneda, Diego M	16 TSA-FG	1:18.34 BB
23	Gomez, Rodrigo A	15 AZFL-FG	1:18.44 BB

24	Di Egidio, Ethan	15 AZFL-FG	1:18.70 BB
25	Savino, Gianni L	16 CSSC-FG	1:18.79 BB
26	Behar, Steven	15 ECAC-FG	1:19.68 BB
27	Arvelo, Juan A	16 FFSC-FG	1:20.07 BB
28	Kocoglu, Kenan S	15 CSSC-FG	1:20.35 BB
29	Faucher, Diego	18 MACM-FG	1:20.87 BB
30	Brache, Christopher	17 HSC-FG	1:20.89 BB
31	Acosta, Brandon D	16 MACM-FG	1:21.56 BB
32	Forde, Jelani R	18 CANE-FG	1:22.42 BB
33	Escobar, Jeffrey I	16 MACM-FG	1:22.48 BB
34	Alegre, Aaron	15 MACM-FG	1:22.57 BB
35	Londono, Andres A	18 CSSC-FG	1:32.90
---	Capalbo, Ivan D	17 AZFL-FG	DQ
More than one butterfly kick during the first arm stroke a			
---	Murillo, Pablo	16 AZFL-FG	DQ
More than one butterfly kick during the first arm stroke a			
---	Pascual, Jose M	19 CSSC-FG	NS
---	Quesada-Amor, Alex	15 HSC-FG	NS
---	Blanco, David A	15 CSSC-FG	NS
---	Franzino, Patrick J	15 CSSC-FG	NS
---	Trimble, Gregory E	15 CSSC-FG	NS
---	Serrano, Tito A	16 MACM-FG	NS
---	Philips, Xavier N	19 ECAC-FG	NS

## #89 Girls 10&amp;U 50 Meter Free

FGC Open Rec: 29.41 1991 Luciana Genova

FGC Record: 29.21 2017 Erika Pelaez

31.39 AAAA  
32.79 AAA  
34.19 AA  
35.59 A  
39.89 BB

Name	Age	Team	Finals Time
<b>A - Final</b>			
1	Anton, Sidney	10 AZFL-FG	31.47 AAA
2	Meyer, Camryn E	10 TSA-FG	32.95 AA
3	Wong, Corina	10 MACM-FG	33.15 AA
4	Avila, Gaby N	10 YSF-FG	33.72 AA
5	Mantilla, Tania E	9 YSF-FG	34.06 AA
6	Saffon, Daniela	10 AZFL-FG	34.19 AA
7	Ronie, Regan E	10 WOW-FG	34.64 A
8	Guerrero, Mia S	10 AZFL-FG	35.17 A

## #89 Girls 10&amp;U 50 Meter Free

FGC Open Rec: 29.41 1991 Luciana Genova

FGC Record: 29.21 2017 Erika Pelaez

31.39 AAAA  
32.79 AAA  
34.19 AA  
35.59 A  
39.89 BB

Name	Age	Team	Prelim Time
<b>Preliminaries</b>			
1	Anton, Sidney	10 AZFL-FG	31.95 qAAA
2	Meyer, Camryn E	10 TSA-FG	32.44 qAAA
3	Wong, Corina	10 MACM-FG	33.58 qAA
4	Rotchlin, Leorah M	10 WOW-FG	33.77 qAA
5	Avila, Gaby N	10 YSF-FG	34.09 qAA
6	Mantilla, Tania E	9 YSF-FG	34.38 qA
7	Saffon, Daniela	10 AZFL-FG	34.89 qA
8	Guerrero, Mia S	10 AZFL-FG	34.93 qA
9	Ronie, Regan E	10 WOW-FG	35.08 A
10	Powell, Carolyn A	9 CSSC-FG	35.45 A
11	Valle, Ariana	10 UN-05-FG	35.46 A
12	Virto, Maia	10 AZFL-FG	35.52 A
13	Montes, Mariana	9 CSSC-FG	35.67 BB
14	Foster, Valentina	9 AZFL-FG	36.14 BB
15	Guzzo, Bella V	9 ECAC-FG	36.32 BB
16	Olmo, Charly	10 CM-FG	36.79 BB
17	Han, Miranda A	10 WOW-FG	37.07 BB
18	Solis, Natasha J	9 CM-FG	37.13 BB
19	Pelayes, Mercedes	10 SDST-FG	37.14 BB
20	Suarez, Rhanía G	10 CSSC-FG	37.17 BB
21	Martinez, Caitlin	10 ASC-FG	37.41 BB
22	Lopez, Rocio	10 MACM-FG	37.57 BB
23	Herman, Olivia G	9 ECAC-FG	37.91 BB
24	Gonzalez, Brooke M	9 SAS-FG	38.08 BB
25	Hughes, Carlin	10 YSPB-FG	38.10 BB
26	Allan, Savannah J	10 ECAC-FG	38.14 BB
27	Mogul, Iris I	10 CANE-FG	38.26 BB
28	Idler, Sahara	9 MACM-FG	38.61 BB
29	Miller, Sara R	9 SAS-FG	38.65 BB
30	Nieto, Vivean S	10 CM-FG	39.16 BB
31	Bean, Brittany L	10 CSSC-FG	39.24 BB
32	Geffrard, Isabella J	10 YSPB-FG	40.06
33	Marino, Francesca I	10 YSF-FG	41.55
34	Alvarez, Valentina N	9 MACM-FG	43.97



## 2017 Michael Lohberg Invitational-CSSC-061617, Sanction #: FGI061617CSSC-B14

## Coral Springs Aquatic Complex

## Results

## Preliminaries ... (#89 Girls 10&amp;U 50 Meter Free)

--- Hurwitz, Alera J 8 WOW-FG NS

## #90 Boys 10&amp;U 50 Meter Free

FGC Open Rec: 29.08 2014 Matt Cooper

FGC Record: 28.86 1990 Jason Gagnon

31.39 AAAA

32.79 AAA

34.09 AA

35.49 A

39.49 BB

Name	Age	Team	Finals Time
<b>A - Final</b>			
1 Bailey, Lucas A	10	ECAC-FG	30.91 AAAA
2 Gonzalez, George G	9	FFSC-FG	31.70 AAA
3 Kjaerulff, Marcus	9	ECAC-FG	33.17 AA
4 White, Oscar	10	HAFL-FG	34.71 A
5 Domokos-Murphy, W	8	SAS-FG	34.77 A
6 Di Persio, Fabio	10	CANE-FG	35.19 A
7 Lopez-Casula, Leona	9	HSC-FG	35.90 BB
8 Mullings, Scott H	10	WOW-FG	36.45 BB

## #90 Boys 10&amp;U 50 Meter Free

FGC Open Rec: 29.08 2014 Matt Cooper

FGC Record: 28.86 1990 Jason Gagnon

31.39 AAAA

32.79 AAA

34.09 AA

35.49 A

39.49 BB

Name	Age	Team	Prelim Time
<b>Preliminaries</b>			
1 Bailey, Lucas A	10	ECAC-FG	31.49 qAAA
2 Gonzalez, George G	9	FFSC-FG	32.27 qAAA
3 Kjaerulff, Marcus	9	ECAC-FG	33.75 qAA
4 White, Oscar	10	HAFL-FG	34.61 qA
5 Lopez-Casula, Leona	9	HSC-FG	34.63 qA
6 Domokos-Murphy, W	8	SAS-FG	34.71 qA
7 Mullings, Scott H	10	WOW-FG	35.48 qA
8 Lagos, Carlos	10	YSPB-FG	35.62 qBB
9 Di Persio, Fabio	10	CANE-FG	35.73 BB
10 Guio, Sebastian	9	YSF-FG	35.83 BB
11 Kauefate, Jorge	10	SDST-FG	36.28 BB
12 Connors, Billy M	9	WOW-FG	36.31 BB

13 Merrill, Luke D	10	GYWD-CT	36.74 BB
14 Campuzano, Arturo J	10	YSPB-FG	37.72 BB
15 Osorio, Alejandro	9	AZFL-FG	38.32 BB
16 Balade, Nahuel A	10	CM-FG	38.76 BB
17 Amodio, Matthew G	10	WOW-FG	39.82
--- Contreras, Sebastian	9	UN-05-FG	NS

## #91 Girls 11-12 50 Meter Free

FGC Open Rec: 27.31 2014 Andrea Santander

FGC Record: 27.00 2014 Andrea Santander

29.19 AAAA

30.49 AAA

31.79 AA

33.19 A

35.79 BB

Name	Age	Team	Finals Time
<b>A - Final</b>			
1 Lopez-Diaz, Emily	12	YSF-FG	28.37 AAAA
2 Yordi, Rachel	12	UN-01-FG	29.51 AAA
3 Lilienthal, Rachel	12	ECAC-FG	29.69 AAA
4 McCormick, Riley E	12	CSSC-FG	29.74 AAA
5 Edwards, Daphne M	12	GYWD-CT	30.14 AAA
6 Cote, Mariana	12	AZFL-FG	30.96 AA
7 Diaz, Sophia G	12	MACM-FG	30.99 AA
8 Pitters-Hinds, Hartley	11	TSA-FG	31.41 AA

## #91 Girls 11-12 50 Meter Free

FGC Open Rec: 27.31 2014 Andrea Santander

FGC Record: 27.00 2014 Andrea Santander

29.19 AAAA

30.49 AAA

31.79 AA

33.19 A

35.79 BB

Name	Age	Team	Prelim Time
<b>Preliminaries</b>			
1 Lopez-Diaz, Emily	12	YSF-FG	29.21 qAAA
2 Lilienthal, Rachel	12	ECAC-FG	29.60 qAAA
3 Yordi, Rachel	12	UN-01-FG	29.77 qAAA
4 Edwards, Daphne M	12	GYWD-CT	30.13 qAAA
5 McCormick, Riley E	12	CSSC-FG	30.67 qAA
6 Diaz, Sophia G	12	MACM-FG	30.82 qAA
7 Pitters-Hinds, Hartley	11	TSA-FG	30.83 qAA
8 Cote, Mariana	12	AZFL-FG	30.96 qAA
9 Kjaerulff, Victoria	11	ECAC-FG	31.01 AA

10 Bellardi, Nicole A	12	AZFL-FG	31.46 AA
11 Ruggiere, Kai K	12	ECAC-FG	31.65 AA
12 Nordheim, Katherine	12	SAS-FG	31.71 AA
*13 Ward, Payton A	12	CSSC-FG	31.88 A
*13 Araujo, Rafaella S	12	AZFL-FG	31.88 A
15 Marino, Yazmin A	12	YSF-FG	32.09 A
16 Hebert, Maci M	11	SAS-FG	32.23 A
17 Bucaro, Marcela	12	TSA-FG	32.42 A
18 Abinuman, Jacquelin	12	WOW-FG	32.60 A
19 Ginestra, Isabella	11	YSF-FG	32.77 A
20 Wood, Breanna N	11	FFSC-FG	32.79 A
21 Grubbs, Sophia A	12	FFSC-FG	33.22 BB
22 Fronimakis-Liu, Julie	12	YSF-FG	33.50 BB
23 Baucells, Angelina	11	FFSC-FG	33.55 BB
24 Rotchin, Aliyah C	12	WOW-FG	33.68 BB
25 Sapp, Bella N	12	CSSC-FG	33.99 BB
26 Lopez, Phoenix S	11	ECAC-FG	34.06 BB
27 Holmes, Willow G	12	TSA-FG	34.17 BB
28 Anderson, Hadleigh	12	MART-FG	34.31 BB
29 Olson, Elisabeth G	12	CSSC-FG	34.37 BB
30 Yonamine, Nina	12	AZFL-FG	34.40 BB
31 Henderson, Sophia L	11	SAS-FG	34.60 BB
32 Hockman, Madison F	12	CSSC-FG	34.62 BB
33 Eaton, Emily G	11	ECAC-FG	35.16 BB
34 Loomis, Amanda	12	ECAC-FG	35.22 BB
35 Rosano Sam, Anaver	11	CM-FG	35.44 BB
--- Parra, Laura V	11	CM-FG	NS
--- Fothergill, Karoline	12	AZFL-FG	NS
--- Garcia, Camila	11	YSPB-FG	NS
--- Hernandez, Brianna I	12	YSF-FG	NS

## #92 Boys 11-12 50 Meter Free

FGC Open Rec: 26.20 2011 Julien Pinon

FGC Record: 26.17 2011 Julien Pinon

28.09 AAAA

29.39 AAA

30.69 AA

32.09 A

34.69 BB

Name	Age	Team	Finals Time
<b>A - Final</b>			
1 Kohanyi, Aiden L	12	TSA-FG	27.61 AAAA
2 Pujula, Charles	12	HSC-FG	27.95 AAAA
3 Bishop, Hudson T	12	ECAC-FG	28.27 AAA
4 Yost, David S	12	ECAC-FG	28.50 AAA





2017 Michael Lohberg Invitational-CSSC-061617, Sanction #: FGI061617CSSC-B14

Coral Springs Aquatic Complex

Results

A - Final ... (#92 Boys 11-12 50 Meter Free)

5	Nordheim, Gregory A	12 SAS-FG	29.10	AAA
6	Kjaerulff, Nicholas	12 ECAC-FG	29.79	AA
7	Foulds, Chase D	12 ECAC-FG	30.08	AA
8	Osorio, Carlos M	12 CM-FG	31.06	A

#92 Boys 11-12 50 Meter Free

<b>FGC Open Rec:</b>	<b>26.20</b>	<b>2011</b>	<b>Julien Pinon</b>
<b>FGC Record:</b>	<b>26.17</b>	<b>2011</b>	<b>Julien Pinon</b>
	<b>28.09</b>	<b>AAAA</b>	
	<b>29.39</b>	<b>AAA</b>	
	<b>30.69</b>	<b>AA</b>	
	<b>32.09</b>	<b>A</b>	
	<b>34.69</b>	<b>BB</b>	

Name	Age	Team	Prelim Time
<b>Preliminaries</b>			
1	Kohanyi, Aiden L	12 TSA-FG	28.05 qAAAA
2	Pujula, Charles	12 HSC-FG	28.44 qAAA
3	Yost, David S	12 ECAC-FG	28.50 qAAA
4	Bishop, Hudson T	12 ECAC-FG	28.69 qAAA
5	Nordheim, Gregory A	12 SAS-FG	29.34 qAAA
6	Kjaerulff, Nicholas	12 ECAC-FG	30.16 qAA
7	Foulds, Chase D	12 ECAC-FG	30.75 qA
8	Osorio, Carlos M	12 CM-FG	30.85 qA
9	Rios, Oscar R	12 CM-FG	31.19 A
10	Alvarez, Alejandro	12 CSSC-FG	31.33 A
11	Teran, Andres E	11 AZFL-FG	31.36 A
*12	Burunov, Vadim	12 HAFL-FG	31.41 A
*12	Pelletier, Evan J	11 MART-FG	31.41 A
14	Dawkins, Mekhi B	11 TSA-FG	31.66 A
15	Opperman, Rafael M	12 TSA-FG	31.67 A
16	Cabrera, Ernesto	12 MACM-FG	31.69 A
17	Cajuste, Joshua J	12 TSA-FG	31.91 A
18	Marri, Rithvik R	11 YSF-FG	31.93 A
19	Viera, Kevin A	12 MACM-FG	31.99 A
20	Aronsohn, Matthew C	12 SAS-FG	32.18 BB
21	Jordan, Cole a	11 HAFL-FG	32.28 BB
22	Balbi, Diego N	11 SAS-FG	32.57 BB
23	Kim, Stephen	11 YSF-FG	33.07 BB
24	Aleman, Liam D	11 ECAC-FG	33.37 BB
25	Martin, RJ J	12 TSA-FG	33.42 BB
26	Wingold, Charles R	12 HAFL-FG	33.46 BB
27	Rivas, Fabio A	11 HSC-FG	33.49 BB
28	Wolpers, Jack H	11 GYWD-CT	34.09 BB

29	Palacios, Gianmarco	12 MACM-FG	34.35	BB
30	Losada Herrera, Seba	11 MACM-FG	35.35	
31	Villaruel, Daniel	11 MACM-FG	36.76	
---	Gil, Victor T	11 YSPB-FG	NS	
---	Kocoglu, Miguel S	12 CSSC-FG	NS	
---	Leon, Leonardo	12 CM-FG	SCR	

#93 Girls 13-14 50 Meter Free

<b>FGC Open Rec:</b>	<b>26.29</b>	<b>2002</b>	<b>Dana Vollmer</b>
<b>FGC Record:</b>	<b>26.15</b>	<b>2013</b>	<b>Fernanda Delgado</b>
	<b>27.99</b>	<b>AAAA</b>	
	<b>29.29</b>	<b>AAA</b>	
	<b>30.69</b>	<b>AA</b>	
	<b>31.99</b>	<b>A</b>	
	<b>34.59</b>	<b>BB</b>	

Name	Age	Team	Finals Time
<b>A - Final</b>			
1	Murphy, Megan M	13 ECAC-FG	27.85 AAAA
2	Mason, Olivia C	14 CSSC-FG	28.05 AAA
3	Aguilar, Nicole E	13 WOW-FG	28.23 AAA
4	Miller, Lucy C	14 SAS-FG	28.34 AAA
5	Bannister, Lalaie D	13 TSA-FG	28.46 AAA
6	Trieschmann, Emily J	13 SAS-FG	28.50 AAA
7	Nordheim, Caroline F	14 SAS-FG	29.58 AA
8	Kondratovitch, Ana	14 HSC-FG	29.81 AA

#93 Girls 13-14 50 Meter Free

<b>FGC Open Rec:</b>	<b>26.29</b>	<b>2002</b>	<b>Dana Vollmer</b>
<b>FGC Record:</b>	<b>26.15</b>	<b>2013</b>	<b>Fernanda Delgado</b>
	<b>27.99</b>	<b>AAAA</b>	
	<b>29.29</b>	<b>AAA</b>	
	<b>30.69</b>	<b>AA</b>	
	<b>31.99</b>	<b>A</b>	
	<b>34.59</b>	<b>BB</b>	

Name	Age	Team	Prelim Time
<b>Preliminaries</b>			
1	Murphy, Megan M	13 ECAC-FG	27.99 qAAAA
2	Trieschmann, Emily J	13 SAS-FG	28.22 qAAA
3	Mason, Olivia C	14 CSSC-FG	28.33 qAAA
4	Miller, Lucy C	14 SAS-FG	28.64 qAAA
5	Aguilar, Nicole E	13 WOW-FG	28.67 qAAA
6	Bannister, Lalaie D	13 TSA-FG	28.72 qAAA
7	Kondratovitch, Ana	14 HSC-FG	29.18 qAAA
8	Gonzalez, Shannelle	14 HSC-FG	29.19 qAAA
9	Nordheim, Caroline F	14 SAS-FG	29.38 AA

10	Bowe, Cecily S	14 TSA-FG	29.81	AA
11	Ravelo, Iliana	14 ASC-FG	29.86	AA
12	Rosa, Emily Y	14 YSPB-FG	30.48	AA
13	Johnson, Elizabeth A	14 SAS-FG	30.49	AA
14	Farias, Ysabella R	13 ASC-FG	30.57	AA
15	Manrique, Karina	13 YSF-FG	30.60	AA
*16	Jordan, Callie	13 HAFL-FG	30.79	A
*16	Allan, Sarah J	13 ECAC-FG	30.79	A
18	Dattile, Briana E	13 CSSC-FG	30.83	A
19	Fowler, Faith E	13 CSSC-FG	30.90	A
20	Lanahan, Lydia R	13 CSSC-FG	30.96	A
21	Hebert, Madelyn M	13 SAS-FG	31.01	A
22	Nieto, Antonella V	13 CM-FG	31.42	A
23	Fors, Helen	13 HSC-FG	31.49	A
24	Campos, Odezza C	13 WOW-FG	31.62	A
25	Ramirez, Isabella	14 TSA-FG	31.84	A
26	Balade, Valentina A	13 CM-FG	31.98	A
27	Schimansky, Sarah A	14 CSSC-FG	32.04	BB
28	Soriano, Hailey	13 CM-FG	32.15	BB
29	Ruiz, Alexandra	14 YSF-FG	32.16	BB
*30	Ferguson, Jocelyn J	14 FFSC-FG	32.17	BB
*30	Adia, Isabella I	13 SAS-FG	32.17	BB
*30	Juodzevicius, Abby R	14 CM-FG	32.17	BB
33	Monroy, Stephanie	14 CM-FG	32.27	BB
34	Laplant, Sara E	13 CSSC-FG	33.33	BB
35	Anderson, Greer L	13 GYWD-CT	33.82	BB
36	Jorge, Daniela	14 MACM-FG	33.83	BB
*37	Albuquerque, Esther	13 PAQ-FG	34.02	BB
*37	Mahecha, Sammy Z	14 CSSC-FG	34.02	BB
39	Klapper, Guiliana	13 PAQ-FG	34.23	BB
40	Berrios, Vania	13 UN-07-FG	34.84	
41	Nagy, Ashley J	13 CSSC-FG	35.18	
---	Brennan, Emily R	13 YSF-FG	NS	
---	Wells, Hailey I	13 CSSC-FG	NS	
---	Orellana, Carla P	14 CM-FG	NS	
---	Bush, Amelia	14 HAFL-FG	NS	
---	Kirie, Maya K	13 ECAC-FG	NS	
---	Ferraro, Sophia	13 AZFL-FG	NS	
---	Burgos, Maria A	14 YSF-FG	NS	



2017 Michael Lohberg Invitational-CSSC-061617, Sanction #: FGI061617CSSC-B14

Coral Springs Aquatic Complex

Results

**#94 Boys 13-14 50 Meter Free**

**FGC Open Rec: 23.45 2014 Michael Andrew**

**FGC Record: 24.38 2009 Daniel Spas**

25.79 AAAA  
27.09 AAA  
28.29 AA  
29.49 A  
31.99 BB

Name	Age	Team	Finals Time
<b>A - Final</b>			
1 Tarafa, Matthew A	13	HSC-FG	26.03 AAA
2 Hazlett, Alexander S	13	GYWD-CT	26.18 AAA
3 Meyer, Alexander I	14	TSA-FG	26.52 AAA
4 Roach, Ethan M	14	SAS-FG	27.06 AAA
5 Aran, Grant A	14	CSSC-FG	27.07 AAA
6 Moldovanu, Philip	13	WOW-FG	27.29 AA
7 Ramos, Daniel A	14	MACM-FG	27.50 AA
8 Salas, Ricardo A	13	AZFL-FG	27.53 AA

**#94 Boys 13-14 50 Meter Free**

**FGC Open Rec: 23.45 2014 Michael Andrew**

**FGC Record: 24.38 2009 Daniel Spas**

25.79 AAAA  
27.09 AAA  
28.29 AA  
29.49 A  
31.99 BB

Name	Age	Team	Prelim Time
<b>Preliminaries</b>			
1 Tarafa, Matthew A	13	HSC-FG	26.24 qAAA
2 Meyer, Alexander I	14	TSA-FG	26.55 qAAA
3 D'Avi, Jack	14	YSF-FG	26.63 qAAA
4 Hazlett, Alexander S	13	GYWD-CT	26.75 qAAA
5 Aran, Grant A	14	CSSC-FG	26.78 qAAA
6 Moldovanu, Philip	13	WOW-FG	27.10 qAA
7 Ramos, Daniel A	14	MACM-FG	27.16 qAA
8 Salas, Ricardo A	13	AZFL-FG	27.21 qAA
9 Roach, Ethan M	14	SAS-FG	27.27 AA
10 Nordheim, Ryan E	14	SAS-FG	27.38 AA
11 Valdes, Victor M	13	HSC-FG	27.54 AA
12 Marrero, Javier	14	FFSC-FG	27.92 AA
13 Hewitt, Carter M	13	ECAC-FG	28.27 AA
14 Gabaldon, Matias	14	MACM-FG	28.31 A
15 Lopez, Jorge A	13	MACM-FG	28.35 A

16 Lauzurique, Jason	14	FFSC-FG	28.38 A
17 Geathers, Jayden A	14	TSA-FG	28.42 A
18 Efimov, Niki	13	UN-01-FG	28.48 A
19 Fermayer, Max	13	AZFL-FG	28.62 A
20 Rodriguez, Nick	13	MACM-FG	28.64 A
*21 Forde, Yohance J	13	CANE-FG	28.66 A
*21 Lopez, Jesus M	14	YSF-FG	28.66 A
*23 Pereira, Lucca T	14	CSSC-FG	28.77 A
*23 Puller, Maximus W	13	CANE-FG	28.77 A
25 Moreno, Luis E	13	HSC-FG	28.90 A
26 Quijada, Samuel E	14	HSC-FG	29.26 A
27 Lopez, Sebastian A	14	SDST-FG	29.37 A
28 Pacheco, Sebastian A	13	MACM-FG	29.41 A
29 Cheng, Freddy E	14	CSSC-FG	29.71 BB
30 Schwartz, Benjamin I	14	SAS-FG	29.83 BB
31 Jackson, Brandon F	14	CSSC-FG	29.84 BB
32 Vecchio, Carlos	13	MACM-FG	29.90 BB
33 Marval, Simon	14	SDST-FG	29.91 BB
34 Palacios, Alexis D	14	CM-FG	30.10 BB
35 Neidert, Carson T	13	ECAC-FG	30.13 BB
36 Hall, Luke A	14	FFSC-FG	30.22 BB
37 Nogueira, Joao	13	AZFL-FG	30.30 BB
*38 Simms, Brandon	14	YSPB-FG	30.47 BB
*38 Bonasera, Jason N	14	CSSC-FG	30.47 BB
40 Zientek, Ivan	14	MACM-FG	30.51 BB
41 Bezerra, Joseph H	14	CSSC-FG	30.62 BB
42 Kasztner, Kyle T	15	PAQ-FG	30.66
43 Bagiotti, Jon M	13	YSF-FG	30.90 BB
44 McComie, Kenwyn E	14	TSA-FG	31.26 BB
45 Marin, Emilio A	14	MACM-FG	31.61 BB
46 Nguyen, Ricky	14	FFSC-FG	31.80 BB
47 Vecchio, Dylan	13	MACM-FG	32.16
--- Louis-Jeune, Darion	13	CSSC-FG	NS
--- Vilar, Nicolas C	13	CSSC-FG	NS
--- Ptak, Sebastian V	14	CSSC-FG	NS
--- Quijada, Daniel	14	HSC-FG	NS
--- Lopez, Diego J	13	ECAC-FG	NS
--- Gonzalez, Brian N	13	CSSC-FG	NS

**#95 Girls 15&O 50 Meter Free**

**33.79 BB**

Name	Age	Team	Finals Time
<b>A - Final</b>			
1 Sizemore, Sloan M	17	MART-FG	26.99 BB
2 Hazlett, Kate G	16	GYWD-CT	27.11 BB
3 Nersicio, Chade M	16	ECAC-FG	27.13 BB

4 Viguier, Manon	18	CANE-FG	27.23 BB
5 Cummings, Madison	15	ECAC-FG	27.67 BB
6 Capalbo, Solana B	15	AZFL-FG	27.68 BB
7 Casellas, Patricia M	27	AZFL-FG	27.78 BB
8 Hernandez, Daniela M	21	AZFL-FG	28.29 BB

**#95 Girls 15&O 50 Meter Free**

**33.79 BB**

Name	Age	Team	Prelim Time
<b>Preliminaries</b>			
1 Viguier, Manon	18	CANE-FG	27.25 qBB
2 Paez, Isabella	21	MACM-FG	27.41 qBB
3 Casellas, Patricia M	27	AZFL-FG	27.62 qBB
4 Nersicio, Chade M	16	ECAC-FG	27.77 qBB
5 Capalbo, Solana B	15	AZFL-FG	27.78 qBB
6 Sizemore, Sloan M	17	MART-FG	27.84 qBB
7 Hazlett, Kate G	16	GYWD-CT	27.97 qBB
8 Cummings, Madison	15	ECAC-FG	28.10 qBB
9 Hernandez, Daniela M	21	AZFL-FG	28.35 BB
10 Noya, Arianna	20	MACM-FG	28.37 BB

11 Musleh, Lydia A	20	PAQ-FG	28.40 BB
12 Merrill, Julia G	16	GYWD-CT	28.49 BB
13 Scott, Samantha H	16	GYWD-CT	28.72 BB
14 Smith, Matea M	15	TSA-FG	28.74 BB
15 Trieschmann, Hannal	17	SAS-FG	28.91 BB
16 Biro, Delaney P	15	CSSC-FG	29.03 BB
17 Cozad, Ashley	15	UN-03-FG	29.04 BB
18 Riley, Elizabeth M	15	YSF-FG	29.40 BB
19 Hernandez, Stephanie	18	MACM-FG	29.60 BB
20 Bernal, Barbara	18	AZFL-FG	29.61 BB
21 Soive, Natalie M	18	SAS-FG	29.87 BB
22 Beltrano, Gabby J	15	SAS-FG	29.88 BB
23 Phillips, Lacy F	18	ECAC-FG	29.97 BB
24 Jordan, Kasey	15	HAFL-FG	30.06 BB
25 Litman, Samantha K	15	TSA-FG	30.40 BB
26 Finks, Madelene G	17	ECAC-FG	30.46 BB
27 Rios, Valentina	16	FFSC-FG	30.60 BB
28 Abair, Shauna N	16	ECAC-FG	30.61 BB
29 Perna, Sabrina I	17	FFSC-FG	30.64 BB
30 Carignan, Chloe F	15	CSSC-FG	30.72 BB
31 Phillips, Mary Reaga	16	ECAC-FG	30.74 BB
32 Tan, Ashley G	16	TSA-FG	30.87 BB
33 Fauntroy, Raychel A	16	FFSC-FG	31.12 BB
34 Cozad, Grace	18	UN-03-FG	31.17 BB
35 Colon, Annabelle V	16	FFSC-FG	31.40 BB



## 2017 Michael Lohberg Invitational-CSSC-061617, Sanction #: FGI061617CSSC-B14

## Coral Springs Aquatic Complex

## Results

## Preliminaries ... (#95 Girls 15&amp;O 50 Meter Free)

36	Perdomo, Patricia E	15 AZFL-FG	31.58	BB
37	Quadri, Paloma R	16 TSA-FG	31.84	BB
38	Borges, Diana	15 MACM-FG	31.91	BB
39	Leal, Dariam A	16 FFSC-FG	32.64	BB
40	Szakacs, Lydia C	15 SAS-FG	32.93	BB
41	Veiga, Victoria N	15 CSSC-FG	33.58	BB
42	Brewington, Carly F	17 CSSC-FG	33.68	BB
43	Restrepo, Alexa	18 ASC-FG	33.70	BB
44	Mitova, Ellie A	15 TSA-FG	34.21	
---	Nemeth, Emese g	16 PAQ-FG		DQ
---	False start			
---	Romero, Augustina F	17 WOW-FG		NS
---	Simmons, Caroline I	26 PAQ-FG		NS
---	Marrero, Cynthia	15 ASC-FG		NS
---	Mackler, Danni R	16 SAS-FG		NS
---	Temperino, Eriana L	16 ECAC-FG		NS

## #96 Boys 15&amp;O 50 Meter Free

30.19 BB

Name	Age	Team	Finals Time	
<b>A - Final</b>				
1	Hoost, Irvin M	18 MACM-FG	23.79	BB
2	Perez, Jhonny J	19 UN-05-FG	23.98	BB
3	Depassier, Jorge A	17 AZFL-FG	24.00	BB
4	Aguilar, Adrian	16 MACM-FG	24.85	BB
5	Machado, Diego	16 TSA-FG	25.02	BB
6	Lima, Edson S	23 AZFL-FG	26.28	BB
---	Pappe, Alfred H	22 MACM-FG		NS
---	Barberena, Eisner A	22 AZFL-FG		NS

## #96 Boys 15&amp;O 50 Meter Free

30.19 BB

Name	Age	Team	Prelim Time	
<b>Preliminaries</b>				
1	Depassier, Jorge A	17 AZFL-FG	23.98	qBB
*2	Hoost, Irvin M	18 MACM-FG	24.06	qBB
*2	Evdokimov, Alex	21 CSSC-FG	24.06	qBB
4	Perez, Jhonny J	19 UN-05-FG	24.18	qBB
5	Pappe, Alfred H	22 MACM-FG	24.37	qBB
6	Aguilar, Adrian	16 MACM-FG	24.96	qBB
7	Lima, Edson S	23 AZFL-FG	25.00	qBB
8	Machado, Diego	16 TSA-FG	25.01	qBB
9	Lupoli, Franco A	23 AZFL-FG	25.05	BB

10	Fungairino, Aitor S	16 MACM-FG	25.24	BB
11	Barberena, Eisner A	22 AZFL-FG	25.25	BB
12	Lubian, George	17 FFSC-FG	25.36	BB
13	Dworet, Nicholas P	17 TSA-FG	25.37	BB
14	Ho, Ted N	16 ECAC-FG	25.45	BB
15	Pierce, Bryce E	20 ECAC-FG	25.47	BB
16	Hernandez, Kalvin S	16 CSSC-FG	25.64	BB
17	Ramirez, Juan	18 MACM-FG	25.65	BB
18	Madeira, Miguel M	20 MACM-FG	25.67	BB
19	Montana, David F	15 MACM-FG	25.71	BB
20	Capalbo, Ivan D	17 AZFL-FG	25.78	BB
21	Parravano, Vittorio B	15 MACM-FG	25.95	BB
22	Brown, Cameron M	15 AZFL-FG	26.00	BB
23	Darin, Geno G	19 PAQ-FG	26.08	BB
24	Scott, Parker H	16 GYWD-CT	26.10	BB
25	Arrieta, Alex A	19 MACM-FG	26.11	BB
26	Proctor, Noah J	16 MART-FG	26.15	BB
27	Marin, Hugo E	17 MACM-FG	26.18	BB
28	Vivas, Martin	18 YSF-FG	26.22	BB
29	Moya, Adrian	18 MACM-FG	26.24	BB
30	Vasquez, Carlos	17 TSA-FG	26.28	BB
31	Shover, Kaden W	18 PAQ-FG	26.31	BB
32	Caracciolo, Kyle C	19 AZFL-FG	26.37	BB
33	Simpson, Daniel A	18 MACM-FG	26.41	BB
*34	Matheus, Eric	17 SAS-FG	26.44	BB
*34	Vargas, Adrian A	18 MACM-FG	26.44	BB
36	Revelo Espinosa, Chi	22 MACM-FG	26.49	BB
37	Espinoza, Gregory A	17 MACM-FG	26.54	BB
38	Rodriguez, Nando	16 MACM-FG	26.56	BB
39	Sweeting, Kenaz G	16 HAFL-FG	26.61	BB
40	Westine, John G	16 ECAC-FG	26.73	BB
41	Anderson, Cameron	18 MART-FG	26.74	BB
42	Rojas, Yonder J	16 MACM-FG	26.77	BB
43	Carlson, Carter N	15 SAS-FG	26.84	BB
44	Furman, Henry	18 PAQ-FG	26.89	BB
45	Faucher, Diego	18 MACM-FG	26.95	BB
46	Rojas, Yender J	16 MACM-FG	27.00	BB
47	Stankovic, Jonathan I	18 ECAC-FG	27.01	BB
48	Casey Esparza, Olive	16 PAQ-FG	27.03	BB
49	Howard, Jordan A	16 CSSC-FG	27.11	BB
50	Valle, Ricardo	15 UN-05-FG	27.13	BB
51	Tages, Gannen	16 CSSC-FG	27.20	BB
52	Alvarez, Angel	15 ASC-FG	27.29	BB
53	Zhang, Mark	15 AZFL-FG	27.31	BB
54	Farias, Tomas M	16 ASC-FG	27.33	BB

55	Marrero, Manuel	15 ASC-FG	27.35	BB
56	Picon, Neil	15 MACM-FG	27.36	BB
57	Marks, Connor M	15 CSSC-FG	27.37	BB
58	Seniuta, Tadas	15 SAS-FG	27.38	BB
59	Miller, Maxwell A	16 YSF-FG	27.44	BB
60	Valdivieso, Daniel A	17 MACM-FG	27.65	BB
61	Wootton, Jacob	16 WOW-FG	27.70	BB
62	Ledo, Ryan	16 MACM-FG	27.97	BB
63	de la Torre, Alejandr	18 MACM-FG	27.98	BB
64	Sanchez, Michael	16 ASC-FG	28.00	BB
65	Soria, Karl E	17 ECAC-FG	28.06	BB
66	Sierra, Sebastian J	16 TSA-FG	28.43	BB
67	De la Cruz, Julio	16 ASC-FG	28.47	BB
*68	Murray, Jake K	17 MART-FG	28.51	BB
*68	Baucells, Rogelio	16 FFSC-FG	28.51	BB
70	Behar, Steven	15 ECAC-FG	28.54	BB
71	Moran, Bryan	18 AZFL-FG	28.57	BB
72	DiChiara, Nick J	17 PAQ-FG	28.59	BB
73	Tavoletti, Kyle J	15 ECAC-FG	28.74	BB
74	Hategan, Darien	15 YSF-FG	28.89	BB
75	Schutz, Brandon D	16 CSSC-FG	29.14	BB
76	Blanco, Aaron v	16 AZFL-FG	29.16	BB
77	Ortiz, Simon	19 AZFL-FG	29.18	BB
78	Myerson, Maxwell J	16 ESC-FG	29.29	BB
79	Londono, Andres A	18 CSSC-FG	29.31	BB
80	Manzano, Carlos J	17 MACM-FG	29.33	BB
81	Mutschler, Ian K	15 WOW-FG	29.49	BB
82	Kubach, Bennett E	17 PAQ-FG	29.50	BB
83	Rivera, Brandon	15 YSF-FG	29.96	BB
84	Chevasco, Stephano	16 HSC-FG	39.30	
---	Llenin, Luis (Mumy)	19 MACM-FG		DQ
---	False start			
---	Quesada-Amor, Alex	15 HSC-FG		NS
---	Borgen, Runar	23 PAQ-FG		NS
---	Philips, Xavier N	19 ECAC-FG		NS
---	Hernandez, Nixon	19 ECAC-FG		NS
---	McKeon, Andres A	15 CSSC-FG		NS
---	Franzino, Patrick J	15 CSSC-FG		NS
---	Gil, Drake E	16 UN-02-FG		NS
---	Gijssendorfer, Charlie	17 ECAC-FG		NS
---	McCloud, Andre T	15 MART-FG		NS
---	Serrano, Tito A	16 MACM-FG		NS
---	Albury, Miller M	17 PAQ-FG		NS
---	Arias, Abraham A	15 MACM-FG		SCR



## 2017 Michael Lohberg Invitational-CSSC-061617, Sanction #: FGI061617CSSC-B14

## Coral Springs Aquatic Complex

## Results

## #97 Girls 10&amp;U 200 Meter IM

FGC Open Rec: 2:34.85 2014 Meghan Lynch

FGC Record: 2:35.77 2017 Erika Pelaez

2:50.89 AAAA

2:59.59 AAA

3:08.29 AA

3:17.09 A

3:43.19 BB

Name	Age	Team	Finals Time	
<b>A - Final</b>				
1 DeLuna, Gabriella S	10	YSF-FG	2:57.67	AAA
2 Anton, Sidney	10	AZFL-FG	2:58.21	AAA
3 Schoenborn, Sammy	10	CSSC-FG	3:19.47	BB
4 Negrin, Paola	10	FFSC-FG	3:20.85	BB
5 Mogul, Iris I	10	CANE-FG	3:26.01	BB
6 Montes, Mariana	9	CSSC-FG	3:26.95	BB
7 Meserole, Gabriella	10	YSPB-FG	3:27.50	BB
--- Herman, Olivia G	9	ECAC-FG		NS

## #97 Girls 10&amp;U 200 Meter IM

FGC Open Rec: 2:34.85 2014 Meghan Lynch

FGC Record: 2:35.77 2017 Erika Pelaez

2:50.89 AAAA

2:59.59 AAA

3:08.29 AA

3:17.09 A

3:43.19 BB

Name	Age	Team	Prelim Time	
<b>Preliminaries</b>				
1 Nieto, Bianca G	10	CM-FG	2:56.57	qAAA
2 Rotchin, Leorah M	10	WOW-FG	2:58.43	qAAA
3 DeLuna, Gabriella S	10	YSF-FG	3:03.09	qAA
4 Anton, Sidney	10	AZFL-FG	3:04.51	qAA
5 Negrin, Paola	10	FFSC-FG	3:10.47	qA
6 Schoenborn, Sammy	10	CSSC-FG	3:18.86	qBB
7 Suarez, Rhanian G	10	CSSC-FG	3:19.53	qBB
8 Herman, Olivia G	9	ECAC-FG	3:26.65	qBB
9 Montes, Mariana	9	CSSC-FG	3:27.31	BB
10 Meserole, Gabriella	10	YSPB-FG	3:29.27	BB
11 Mogul, Iris I	10	CANE-FG	3:30.18	BB
12 Valle, Ariana	10	UN-05-FG	3:38.57	BB
--- Gisogni, Isabella M	10	YSPB-FG		NS
--- Megyeri, Lilla	10	CSSC-FG		NS

## #98 Boys 10&amp;U 200 Meter IM

FGC Open Rec: 2:35.56 2016 Kaii Winkler

FGC Record: 2:35.42 2015 Josh Zuchowski

2:49.89 AAAA

2:58.39 AAA

3:06.89 AA

3:15.39 A

3:40.79 BB

Name	Age	Team	Finals Time	
<b>A - Final</b>				
1 Lezcano, Julian M	10	MACM-FG	3:01.66	AA
2 Ferguson, Dylan C	10	FFSC-FG	3:09.41	A
3 Guio, Sebastian	9	YSF-FG	3:10.37	A
4 Kjaerulff, Marcus	9	ECAC-FG	3:10.54	A
5 Karachun, Matviy	9	YSF-FG	3:19.28	BB
6 Gudino, Juanfra N	10	CANE-FG	3:29.93	BB

## #98 Boys 10&amp;U 200 Meter IM

FGC Open Rec: 2:35.56 2016 Kaii Winkler

FGC Record: 2:35.42 2015 Josh Zuchowski

2:49.89 AAAA

2:58.39 AAA

3:06.89 AA

3:15.39 A

3:40.79 BB

Name	Age	Team	Prelim Time	
<b>Preliminaries</b>				
1 Lezcano, Julian M	10	MACM-FG	3:03.81	qAA
2 Guio, Sebastian	9	YSF-FG	3:11.40	qA
3 Ferguson, Dylan C	10	FFSC-FG	3:12.95	qA
4 Karachun, Matviy	9	YSF-FG	3:18.74	qBB
5 Kjaerulff, Marcus	9	ECAC-FG	3:23.56	qBB
6 Gudino, Juanfra N	10	CANE-FG	3:27.32	qBB
--- Contreras, Sebastian	9	UN-05-FG		NS

## #99 Girls 11-12 200 Meter IM

FGC Open Rec: 2:22.16 2016 Meghan Lynch

FGC Record: 2:23.20 2006 Lauren Driscoll

2:34.69 AAAA

2:42.09 AAA

2:49.39 AA

2:56.79 A

3:11.49 BB

Name	Age	Team	Finals Time	
<b>A - Final</b>				
1 Sierra, Micaela	12	CSSC-FG	2:41.39	AAA
2 Cote, Mariana	12	AZFL-FG	2:42.49	AA
3 Araujo, Rafaella S	12	AZFL-FG	2:46.64	AA
4 McCormick, Riley E	12	CSSC-FG	2:47.72	AA
5 Hebert, Maci M	11	SAS-FG	2:52.80	A
6 Rosa, Anna G	12	YSPB-FG	2:54.97	A
7 Bucaro, Marcela	12	TSA-FG	2:56.04	A
8 Bonasera, Kaitlyn R	12	CSSC-FG	2:58.62	BB

## #99 Girls 11-12 200 Meter IM

FGC Open Rec: 2:22.16 2016 Meghan Lynch

FGC Record: 2:23.20 2006 Lauren Driscoll

2:34.69 AAAA

2:42.09 AAA

2:49.39 AA

2:56.79 A

3:11.49 BB

Name	Age	Team	Prelim Time	
<b>Preliminaries</b>				
1 Sierra, Micaela	12	CSSC-FG	2:40.31	qAAA
2 Cote, Mariana	12	AZFL-FG	2:47.51	qAA
3 Araujo, Rafaella S	12	AZFL-FG	2:48.16	qAA
4 McCormick, Riley E	12	CSSC-FG	2:50.46	qA
5 Rosa, Anna G	12	YSPB-FG	2:53.48	qA
6 Bucaro, Marcela	12	TSA-FG	2:56.76	qA
7 Bonasera, Kaitlyn R	12	CSSC-FG	2:57.09	qBB
8 Frazier, Sara M	12	FFSC-FG	2:58.34	qBB
9 Hebert, Maci M	11	SAS-FG	3:00.85	BB
10 Grubbs, Sophia A	12	FFSC-FG	3:01.82	BB
11 Lopez-Diaz, Emily	12	YSF-FG	3:03.66	BB
12 Wood, Breanna N	11	SAS-FG	3:04.63	BB
13 Alvarez, Isabella	12	MACM-FG	3:05.70	BB
14 Baucells, Angelina	11	FFSC-FG	3:05.72	BB
15 Abinuman, Jacquelin	12	WOW-FG	3:05.73	BB



2017 Michael Lohberg Invitational-CSSC-061617, Sanction #: FGI061617CSSC-B14

Coral Springs Aquatic Complex

Results

**Preliminaries ... (#99 Girls 11-12 200 Meter IM)**

---	Bellardi, Nicole A	12 AZFL-FG	DQ
	False start - Misc		
---	Hockman, Madison F	12 CSSC-FG	NS
---	James, Madi G	12 FFSC-FG	NS
---	Garcia, Camila	11 YSPB-FG	NS

**#100 Boys 11-12 200 Meter IM**

<b>FGC Open Rec:</b>	2:12.30	2002	Andrew Davidson
<b>FGC Record:</b>	2:14.93	2017	Josh Zuchowski
	2:30.79	AAAA	
	2:38.49	AAA	
	2:46.19	AA	
	2:53.89	A	
	3:09.29	BB	

Name	Age	Team	Finals Time
<b>A - Final</b>			
1	Lopez-Casula, Marcc	12 HSC-FG	2:41.00 AA
2	Burunov, Vadim	12 HAFL-FG	2:48.68 A
3	Teran, Andres E	11 AZFL-FG	2:52.23 A
4	Aronsohn, Matthew C	12 SAS-FG	2:53.87 A
5	Cancio, Marco A	11 CM-FG	2:55.15 BB
6	Opperman, Rafael M	12 TSA-FG	2:56.85 BB
7	Wolpers, Jack H	11 GYWD-CT	3:06.86 BB

**#100 Boys 11-12 200 Meter IM**

<b>FGC Open Rec:</b>	2:12.30	2002	Andrew Davidson
<b>FGC Record:</b>	2:14.93	2017	Josh Zuchowski
	2:30.79	AAAA	
	2:38.49	AAA	
	2:46.19	AA	
	2:53.89	A	
	3:09.29	BB	

Name	Age	Team	Prelim Time
<b>Preliminaries</b>			
1	Lopez-Casula, Marcc	12 HSC-FG	2:40.96 qAA
2	Balbi, Julian A	12 SAS-FG	2:47.10 qA
3	Burunov, Vadim	12 HAFL-FG	2:51.99 qA
4	Aronsohn, Matthew C	12 SAS-FG	2:52.77 qA
5	Cancio, Marco A	11 CM-FG	2:53.20 qA
6	Teran, Andres E	11 AZFL-FG	2:58.16 qBB
7	Opperman, Rafael M	12 TSA-FG	2:58.99 qBB
8	Wolpers, Jack H	11 GYWD-CT	3:10.03 q

**#101 Girls 13-14 200 Meter IM**

<b>FGC Open Rec:</b>	2:16.27	2009	Lindsey McKnight
<b>FGC Record:</b>	2:16.27	2009	Lindsey McKnight
	2:28.09	AAAA	
	2:35.19	AAA	
	2:42.19	AA	
	2:49.19	A	
	3:03.39	BB	

Name	Age	Team	Finals Time
<b>A - Final</b>			
1	MacEachern, Paige N	14 ECAC-FG	2:29.40 AAA
2	Roque, Anelis	14 MACM-FG	2:31.14 AAA
3	Auld, Anna R	13 ECAC-FG	2:31.16 AAA
4	Aguilar, Nicole E	13 WOW-FG	2:33.69 AAA
5	Hebert, Madelyn M	13 SAS-FG	2:35.60 AA
6	Mutschler, Faith	13 WOW-FG	2:37.23 AA
7	Garcia, Giulianna	13 CSSC-FG	2:38.97 AA
8	Giresi, Bella M	14 YSPB-FG	2:42.98 A

**#101 Girls 13-14 200 Meter IM**

<b>FGC Open Rec:</b>	2:16.27	2009	Lindsey McKnight
<b>FGC Record:</b>	2:16.27	2009	Lindsey McKnight
	2:28.09	AAAA	
	2:35.19	AAA	
	2:42.19	AA	
	2:49.19	A	
	3:03.39	BB	

Name	Age	Team	Prelim Time
<b>Preliminaries</b>			
1	Roque, Anelis	14 MACM-FG	2:34.51 qAAA
2	Auld, Anna R	13 ECAC-FG	2:34.70 qAAA
3	MacEachern, Paige N	14 ECAC-FG	2:34.99 qAAA
4	Aguilar, Nicole E	13 WOW-FG	2:38.75 qAA
5	Mutschler, Faith	13 WOW-FG	2:38.88 qAA
6	Hebert, Madelyn M	13 SAS-FG	2:41.03 qAA
7	Garcia, Giulianna	13 CSSC-FG	2:41.13 qAA
8	Giresi, Bella M	14 YSPB-FG	2:45.13 qA
9	Bannister, Lalainie D	13 TSA-FG	2:45.89 A
10	Farias, Ysabella R	13 ASC-FG	2:47.54 A
11	Dattile, Briana E	13 CSSC-FG	2:49.33 BB
12	Weeter, Morgan O	13 MART-FG	2:51.29 BB
13	Allan, Sarah J	13 ECAC-FG	2:53.04 BB
14	Campos, Odezza C	13 WOW-FG	2:53.40 BB
15	Manrique, Karina	13 YSF-FG	2:55.09 BB

16	Jorge, Daniela	14 MACM-FG	2:56.70 BB
17	Fors, Helen	13 HSC-FG	2:58.00 BB
18	Ramirez, Isabella	14 TSA-FG	3:01.26 BB
19	Maldonado, Francesc	14 GYWD-CT	3:06.43
---	Orellana, Carla P	14 CM-FG	NS

**#102 Boys 13-14 200 Meter IM**


<b>FGC Open Rec:</b>	2:10.56	2014	Vance Sanders
<b>FGC Record:</b>	2:09.85	2014	Alberto Gomez
	2:18.99	AAAA	
	2:25.59	AAA	
	2:32.19	AA	
	2:38.79	A	
	2:51.99	BB	

Name	Age	Team	Finals Time
<b>A - Final</b>			
1	Hazlett, Alexander S	13 GYWD-CT	2:20.03 AAA
2	Meissner, Max M	14 GYWD-CT	2:23.10 AAA
3	Roach, Ethan M	14 SAS-FG	2:25.36 AAA
4	Moldovanu, Philip	13 WOW-FG	2:30.37 AA
5	Norris, Byron R	14 CANE-FG	2:35.50 A
6	Sanchez, Andres	13 UN-05-FG	2:36.55 A
7	Lopez, Jorge A	13 MACM-FG	2:36.86 A
8	Lopez, Jesus M	14 YSF-FG	2:38.67 A

**#102 Boys 13-14 200 Meter IM**

<b>FGC Open Rec:</b>	2:10.56	2014	Vance Sanders
<b>FGC Record:</b>	2:09.85	2014	Alberto Gomez
	2:18.99	AAAA	
	2:25.59	AAA	
	2:32.19	AA	
	2:38.79	A	
	2:51.99	BB	

Name	Age	Team	Prelim Time
<b>Preliminaries</b>			
1	Hazlett, Alexander S	13 GYWD-CT	2:21.84 qAAA
2	Meissner, Max M	14 GYWD-CT	2:25.56 qAAA
3	Roach, Ethan M	14 SAS-FG	2:28.69 qAA
4	Moldovanu, Philip	13 WOW-FG	2:31.02 qAA
5	Sanchez, Andres	13 UN-05-FG	2:35.42 qA
6	Meyer, Alexander I	14 TSA-FG	2:36.86 qA
7	Norris, Byron R	14 CANE-FG	2:36.87 qA
8	Lopez, Jorge A	13 MACM-FG	2:37.55 qA
9	Lopez, Jesus M	14 YSF-FG	2:37.87 A
10	Fermayer, Max	13 AZFL-FG	2:38.44 A





2017 Michael Lohberg Invitational-CSSC-061617, Sanction #: FGI061617CSSC-B14

Coral Springs Aquatic Complex

Results

**Preliminaries ... (#102 Boys 13-14 200 Meter IM)**

11	Marrero, Javier	14	FFSC-FG	2:38.96	BB
12	Nguyen, Ricky	14	FFSC-FG	2:39.57	BB
13	Gabaldon, Matias	14	MACM-FG	2:43.47	BB
14	Puller, Maximus W	13	CANE-FG	2:44.19	BB
15	Schwartz, Benjamin J	14	SAS-FG	2:45.96	BB
16	Veccio, Carlos	13	MACM-FG	2:48.23	BB
17	Forde, Yohance J	13	CANE-FG	2:51.12	BB
---	Veccio, Dylan	13	MACM-FG		DQ
False start - Misc					
---	Tarafa, Matthew A	13	HSC-FG		DQ
Did not finish on back - back					
---	Pacheco, Sebastian A	13	MACM-FG		DQ
Past vertical at turn: independent strokes - back					

**#103 Girls 15&O 200 Meter IM**

2:59.69 BB

Name	Age	Team	Finals Time
<b>A - Final</b>			
1	Fetes, Shayna A	16	SAS-FG 2:24.83 BB
2	Yu, Roxanne	20	CANE-FG 2:32.02 BB
3	Suarez, Stephanie M	15	MACM-FG 2:32.36 BB
4	Sequera, Stephanie C	17	MACM-FG 2:34.86 BB
5	Kyriakidis, Annie	18	CANE-FG 2:35.79 BB
6	Capalbo, Solana B	15	AZFL-FG 2:36.12 BB
7	Riley, Elizabeth M	15	YSF-FG 2:36.35 BB
---	Rodriguez, Caroline	15	ASC-FG NS

**#103 Girls 15&O 200 Meter IM**

2:59.69 BB

Name	Age	Team	Prelim Time
<b>Preliminaries</b>			
1	Fetes, Shayna A	16	SAS-FG 2:28.68 qBB
2	Yu, Roxanne	20	CANE-FG 2:31.48 qBB
3	Suarez, Stephanie M	15	MACM-FG 2:33.60 qBB
4	Capalbo, Solana B	15	AZFL-FG 2:33.72 qBB
5	Kyriakidis, Annie	18	CANE-FG 2:36.36 qBB
6	Sequera, Stephanie C	17	MACM-FG 2:36.66 qBB
7	Riley, Elizabeth M	15	YSF-FG 2:37.07 qBB
8	Fernandez, Gabriela I	16	HSC-FG 2:38.91 qBB
9	Rodriguez, Caroline	15	ASC-FG 2:39.31 BB
10	Soive, Natalie M	18	SAS-FG 2:41.95 BB
11	Beltrano, Gabby J	15	SAS-FG 2:44.77 BB
12	Merrill, Julia G	16	GYWD-CT 2:44.94 BB

13	Perdomo, Patricia E	15	AZFL-FG	2:48.30	BB
14	Ham, Emme N	15	TSA-FG	2:48.72	BB
---	Rodriguez, Stephanie	16	MACM-FG		NS
---	Bush, Abigail	16	HAFL-FG		NS
---	Temperino, Eriana L	16	ECAC-FG		NS
---	Mackler, Danni R	16	SAS-FG		NS
---	Paez, Isabella	21	MACM-FG		NS

**#104 Boys 15&O 200 Meter IM**

2:43.99 BB

Name	Age	Team	Finals Time
<b>A - Final</b>			
1	Vives, Brandon F	18	MACM-FG 2:11.76 BB
2	Diaz, Adan	18	AZFL-FG 2:13.98 BB
3	Aguilar, Adrian	16	MACM-FG 2:13.99 BB
4	DeGrijze, Kevin	15	ECAC-FG 2:14.70 BB
5	Petreski, Matthew A	16	UN-08-FG 2:21.30 BB
6	Montero, Nestor E	15	MACM-FG 2:23.54 BB
7	Moran, Brandon	16	AZFL-FG 2:25.61 BB
---	Machado, Diego	16	TSA-FG DQ
Head did not break surface by 15 meters after start or turn			

**#104 Boys 15&O 200 Meter IM**

2:43.99 BB

Name	Age	Team	Prelim Time
<b>Preliminaries</b>			
1	Vives, Brandon F	18	MACM-FG 2:14.66 qBB
2	Sharp, Nick R	18	SAS-FG 2:16.06 qBB
3	DeGrijze, Kevin	15	ECAC-FG 2:16.32 qBB
4	Diaz, Adan	18	AZFL-FG 2:16.39 qBB
5	Montero, Nestor E	15	MACM-FG 2:18.36 qBB
6	Aguilar, Adrian	16	MACM-FG 2:19.02 qBB
7	Petreski, Matthew A	16	UN-08-FG 2:20.93 qBB
8	Moran, Brandon	16	AZFL-FG 2:22.20 qBB
9	Machado, Diego	16	TSA-FG 2:22.38 BB
10	Scott, Parker H	16	GYWD-CT 2:22.81 BB
11	Ho, Ted N	16	ECAC-FG 2:22.89 BB
12	Rivero, Bryan O	15	HSC-FG 2:23.01 BB
13	Diaz, Javi C	22	MACM-FG 2:23.41 BB
14	Gomez, Santiago A	15	AZFL-FG 2:24.21 BB
15	Balbi, Joshua A	15	SAS-FG 2:25.02 BB
16	Avellaneda, Diego M	16	TSA-FG 2:26.70 BB
17	Matheus, Eric	17	SAS-FG 2:28.12 BB
18	Montana, David F	15	MACM-FG 2:28.32 BB
19	Limia, Michael	19	MACM-FG 2:28.73 BB

20	Amor, Matthew	15	HSC-FG	2:28.76	BB
21	Savino, Gianni L	16	CSSC-FG	2:29.86	BB
22	Marsal, Sebastian W	15	FFSC-FG	2:30.85	BB
23	Forde, Jelani R	18	CANE-FG	2:32.42	BB
24	Brache, Christopher	17	HSC-FG	2:34.55	BB
25	Carlson, Carter N	15	SAS-FG	2:34.65	BB
26	Zhang, Mark	15	AZFL-FG	2:34.75	BB
27	Shover, Kaden W	18	PAQ-FG	2:34.92	BB
28	Kocoglu, Kenan S	15	CSSC-FG	2:35.72	BB
29	Arvelo, Juan A	16	FFSC-FG	2:37.06	BB
30	De la Cruz, Julio	16	ASC-FG	2:37.16	BB
31	Schechter, Zach Z	16	CANE-FG	2:38.92	BB
32	Di Egidio, Ethan	15	AZFL-FG	2:39.06	BB
33	Llenin, Luis (Mumy)	19	MACM-FG	2:39.32	BB
34	Tavoletti, Kyle J	15	ECAC-FG	2:39.91	BB
35	Moran, Bryan	18	AZFL-FG	2:47.04	
---	Revelo Espinosa, Chi	22	MACM-FG		DQ
More than one butterfly kick during the first arm stroke a					
---	Depassier, Jorge A	17	AZFL-FG		DQ
Did not finish on back - back					
---	Murillo, Pablo	16	AZFL-FG		DQ
Past vertical at turn: non continuous turning action - back					
---	Pascual, Jose M	19	CSSC-FG		NS
---	Rivero, Ruben A	16	UN-03-FG		NS
---	Omana, Carlos T	24	MACM-FG		NS
---	Blanco, David A	15	CSSC-FG		NS
---	Gil, Drake E	16	UN-02-FG		NS
---	Valdivieso, Daniel A	17	MACM-FG		NS
---	Trimble, Gregory E	15	CSSC-FG		NS
---	Guarente, Marco	20	AZFL-FG		NS

**#105 Girls 11-12 800 Meter Free**

FGC Open Rec: 9:15.12 2004 Sharla Milne

FGC Record: 9:15.12 2004 Sharla Milne

10:05.09 11-12 AAAA

10:33.99 11-12 AAA

11:02.79 11-12 AA

11:31.59 11-12 A

12:29.19 11-12 BB

Name	Age	Team	Finals Time
1	Miller, Erin G	12	SAS-FG 9:50.76 AAAA
2	Lilienthal, Rachel	12	ECAC-FG 10:27.00 AAA
3	Bonasera, Kaitlyn R	12	CSSC-FG 10:51.33 AA



## 2017 Michael Lohberg Invitational-CSSC-061617, Sanction #: FGI061617CSSC-B14

## Coral Springs Aquatic Complex

## Results

## #105 Girls 13-14 800 Meter Free

FGC Open Rec: 8:45.45 2011 Becca Mann  
 FGC Record: 8:30.64 1984 Michele Richardson  
 9:26.99 13-14 AAAA  
 9:53.99 13-14 AAA  
 10:20.99 13-14 AA  
 10:47.99 13-14 A  
 11:41.99 13-14 BB

Name	Age	Team	Finals Time	
1 Auld, Anna R	13	ECAC-FG	9:17.82	AAAA
2 Trieschmann, Emily	13	SAS-FG	9:33.50	AAA
3 Avedisian, Michaela	14	ECAC-FG	9:35.44	AAA
4 Mutschler, Faith	13	WOW-FG	9:49.67	AAA
5 Lanahan, Lydia R	13	CSSC-FG	10:04.25	AA
6 Schimansky, Sarah A	14	CSSC-FG	10:09.29	AA
7 Weeter, Morgan O	13	MART-FG	10:46.58	A

## #105 Girls 15&amp;O 800 Meter Free

11:28.39 15&amp;O BB

Name	Age	Team	Finals Time	
1 Schimansky, Megan	17	CSSC-FG	9:44.28	BB
2 Biro, Delaney P	15	CSSC-FG	9:44.72	BB
3 Bernal, Barbara	18	AZFL-FG	9:54.11	BB
4 Phillips, Lacy F	18	ECAC-FG	10:01.73	BB
5 Cozad, Ashley	15	UN-03-FG	10:10.99	BB
6 Jordan, Kasey	15	HAFL-FG	10:35.56	BB
7 Bush, Abigail	16	HAFL-FG	10:39.37	BB

## #106 Boys 11-12 1500 Meter Free

FGC Open Rec: 17:09.39 2014 Rafael Rodriguez  
 FGC Record: 17:09.39 2014 Rafael Rodriguez  
 18:55.19 11-12 AAAA  
 19:49.19 11-12 AAA  
 20:43.29 11-12 AA  
 21:37.39 11-12 A  
 23:25.49 11-12 BB

Name	Age	Team	Finals Time	
1 Kjaerulff, Nicholas	12	ECAC-FG	20:04.30	AA

## #106 Boys 13-14 1500 Meter Free

FGC Open Rec: 16:15.26 2004 Jeff Raymond  
 FGC Record: 15:44.52 2004 Jeff Raymond  
 17:19.89 13-14 AAAA  
 18:09.39 13-14 AAA  
 18:58.89 13-14 AA  
 19:48.39 13-14 A  
 21:27.39 13-14 BB

Name	Age	Team	Finals Time	
1 Paz, Hector J	14	MACM-FG	17:36.96	AAA
2 Gonzalez, Brian N	13	CSSC-FG	18:01.52	AAA
3 Lezcano, Carlos R	13	MACM-FG	18:04.08	AAA
4 Bonasera, Jason N	14	CSSC-FG	18:58.59	AA
--- Neidert, Carson T	13	ECAC-FG		NS

## #106 Boys 15&amp;O 1500 Meter Free

20:33.99 15&amp;O BB

Name	Age	Team	Finals Time	
1 Lupoli, Franco A	23	AZFL-FG	16:15.77	BB
2 Abascal, Bernardo	19	AZFL-FG	16:17.67	BB
3 Amor, Matthew	15	HSC-FG	16:54.64	BB
4 Iturbe, Julian Enrique	17	AZFL-FG	16:56.03	BB
5 Rivero, Bryan O	15	HSC-FG	17:11.72	BB
6 Wong, Andres	15	MACM-FG	17:27.35	BB
7 Vargas, Andres	15	MACM-FG	17:28.62	BB
8 Picon, Neil	15	MACM-FG	17:29.47	BB
9 Escobar, Daniel E	15	TSA-FG	17:44.92	BB
10 McKeon, Andres A	15	CSSC-FG	17:45.61	BB
11 Bucaro, Luis P	16	TSA-FG	17:53.08	BB
12 Farias, Tomas M	16	ASC-FG	18:00.08	BB
13 Gomez, Rodrigo A	15	AZFL-FG	18:02.47	BB
14 Sweeting, Kenaz G	16	HAFL-FG	18:25.59	BB
15 Seniuta, Tadas	15	SAS-FG	18:40.68	BB
16 Alegre, Aaron	15	MACM-FG	18:56.54	BB
17 Mutschler, Ian K	15	WOW-FG	19:51.99	BB
--- Torres, John	16	FFSC-FG		SCR

