

2015 Coral Springs Open Invitational-CSSC-051615, S#: FGI051615CSSC-B-1

Coral Springs Aquatic Complex

Results

Event 1 Girls 10 & Under 200 LC Meter IM

FGC Open Rec: 2:34.85 6/19/2014 Meghan Lynch
FGC Record: 2:39.46 7/26/1991 Luciana Genova
 2:51.39 AAAA
 3:00.19 AAA
 3:08.89 AA
 3:17.59 A
 3:21.59 FGJO
 3:43.89 BB
 4:10.09 B


Name	Age	Team	Finals Time	
1 Fernandez, Michelle A	10	HSC-FG	2:54.78	AAA
36.64	48.73	50.37	39.04	
2 Botting, Riley E	10	CSSC-FG	2:58.70	AAA
41.18	48.20	49.25	40.07	
3 Yordi, Rachel	10	NMST-FG	3:02.19	AA
38.76	50.32	53.28	39.83	
4 Badell, Eugenia	10	NMST-FG	3:08.57	AA
42.91	45.56	58.88	41.22	
5 James, Madi G	10	BGS-FG	3:20.49	FGJO
		1:00.99	42.94	
6 Yordi, Rebecca	10	NMST-FG	3:20.63	FGJO
43.34	53.69	1:00.21	43.39	
7 Kennedy, Lauren N	9	SF-FG	3:20.80	FGJO
44.06	50.35	1:03.27	43.12	
8 Levin, Rebeca	10	SF-FG	3:22.05	BB
45.47	57.34	57.72	41.52	
9 McCormick, Riley E	10	CSSC-FG	3:22.52	BB
45.64	53.91	56.85	46.12	
10 Armbruster, Kaitlyn P	10	CSSC-FG	3:23.11	BB
45.35	51.78	1:00.51	45.47	
11 Rilo, Illari	10	SUN-FG	3:25.48	BB
47.59	51.11	1:02.11	44.67	
12 Lopez-Diaz, Emily	10	YBC-FG	3:26.44	BB
44.10	49.64	1:08.54	44.16	
13 Levin, Sara	8	SF-FG	3:28.32	BB
46.39	57.09	1:01.21	43.63	
14 Gonzalez, Paola I	9	UN-FG-FG	3:31.67	BB
53.30	56.12	59.97	42.28	
15 Baucells, Angelina	9	BGS-FG	3:35.79	BB
51.04	55.19	1:02.99	46.57	
16 Ward, Payton A	10	CSSC-FG	3:38.84	BB
47.27	57.64	1:06.39	47.54	
17 Olson, Elisabeth G	10	CSSC-FG	3:44.01	B
48.92	59.17	1:05.89	50.03	
18 Palacios, Nicole	10	CSSC-FG	3:49.49	B
57.50	53.92	1:07.45	50.62	
19 Chandler, Eliza J	9	MS-FG	3:50.52	B
		1:07.64	49.84	
20 Holmes, Willow G	10	CSSC-FG	3:58.65	B
56.50	59.12	1:09.78	53.25	

21 Tauzer, Sarah A	9	CSSC-FG	4:03.62	B
56.49	1:01.27	1:08.52	57.34	
22 Bonasera, Kaitlyn R	9	CSSC-FG	4:13.11	
58.09	1:06.77	1:11.27	56.98	
--- Kanter, Ava	9	SF-FG		DQ
Non-simultaneous arms - fly				
		1:09.86	54.00	
--- Sosa, Ariana	9	SF-FG		DQ
Alternating Kick - fly				
		1:14.38	53.38	
--- Bonney, Mackenna	8	CSSC-FG		NS
--- Barnhardt, Rylie D	10	AZFL-FG		NS
--- Robertson, Emily R	10	CSSC-FG		NS

Event 2 Boys 10 & Under 200 LC Meter IM

FGC Open Rec: 2:37.38 7/16/2010 Alberto Gomez
FGC Record: 2:37.38 7/16/2010 Alberto Gomez
 2:51.19 AAAA
 2:59.79 AAA
 3:08.29 AA
 3:16.89 A
 3:24.89 FGJO
 3:42.49 BB
 4:08.09 B

Name	Age	Team	Finals Time	
1 Rodriguez, Agustin F	10	HSC-FG	2:46.78	AAAA
34.70	44.44	49.20	38.44	
2 Gonzalez, George G	7	UN-FG-FG	3:11.69	A
42.61	47.29	57.81	43.98	
3 Lopez-Casula, Marcoaurelio	10	HSC-FG	3:16.96	FGJO
42.71	53.03	57.89	43.33	
4 Leal, Samuel A	10	BGS-FG	3:20.88	FGJO
43.66	50.64	1:00.41	46.17	
5 Touya, Fabrice	10	BGS-FG	3:27.02	BB
50.28	59.25	54.52	42.97	
6 Alvarez, Alejandro	10	CSSC-FG	3:36.15	BB
46.42	53.94	1:07.41	48.38	
7 Pokatragool, Pete	10	CSSC-FG	3:45.84	B
55.32	56.65	1:04.18	49.69	
8 Ruf, Justin T	10	CSSC-FG	3:46.13	B
56.40	57.41	1:02.46	49.86	
--- Fermin, Tomas E	9	MBS-FG		DQ
Arms underwater recovery - fly				
		1:02.07	1:01.17	1:35.18
52.48				
--- Aguirre, Jorge A	10	SF-FG		DQ
Non-simultaneous arms - fly				
		54.04	57.54	1:14.42
48.79				
--- Rivas, Fabio A	9	HSC-FG		DQ
Arms underwater recovery - fly				
		43.93	55.17	1:05.02
42.42				
--- Armbruster, Tyler K	8	CSSC-FG		NS
--- McCracken, Ben L	9	CSSC-FG		NS



2015 Coral Springs Open Invitational-CSSC-051615, S#: FGI051615CSSC-B-1

Coral Springs Aquatic Complex

Results

(Event 2 Boys 10 & Under 200 LC Meter IM)


Name	Age	Team	Finals Time
--- Savino, Sebastian M	9	CSSC-FG	NS
--- DeBlasis, Jordan N	10	SF-FG	NS
--- Opperman, Rafael M	10	CSSC-FG	NS

Event 3 Girls 11-12 200 LC Meter IM

FGC Open Rec: 2:25.04 7/12/2007 Chelsea Britt
 FGC Record: 2:23.20 8/1/2006 Lauren Driscoll
 2:36.29 AAAA
 2:43.79 AAA
 2:51.19 AA
 2:58.59 A
 3:02.59 FGJO
 3:13.49 BB
 3:28.39 B

Name	Age	Team	Finals Time	Grade
1 Acosta, Claudia	12	HSC-FG	2:44.96	AA
34.66	42.53	52.00	35.77	
2 Taylor, Isabella I	12	HAT-FG	2:48.14	AA
37.13	45.20	47.48	38.33	
3 Gooding, Adriana	11	AZFL-FG	2:49.32	AA
37.21	43.21	51.67	37.23	
4 Trodick, Samantha	12	SUN-FG	2:53.00	A
37.65	43.95	54.43	36.97	
5 Garcia, Giuliaanna	11	CSSC-FG	2:54.47	A
37.21	45.31	52.18	39.77	
6 Kasperski, Anna	12	CSSC-FG	2:54.73	A
35.35	45.16	54.24	39.98	
7 Gonzalez, Shannelle	12	HSC-FG	2:55.12	A
35.63	49.50	50.72	39.27	
8 Fowler, Faith E	11	CSSC-FG	2:55.32	A
41.46	42.79	53.09	37.98	
9 Schleicher, Mallory K	11	SUN-FG	2:58.21	A
38.69	46.87	53.25	39.40	
10 Bannister, Lalaie D	11	SUN-FG	3:01.15	FGJO
37.19	45.67	56.28	42.01	
11 Lesentier, Jacqueline	12	NMST-FG	3:02.45	FGJO
38.88	47.20	53.22	43.15	
12 Iglesias, Lily	11	MS-FG	3:04.37	BB
39.74	48.08	55.51	41.04	
13 Deo, Alana E	11	AKS-FG	3:05.93	BB
		1:33.38		
14 Schimansky, Sarah A	12	CSSC-FG	3:06.12	BB
43.10	48.71	54.78	39.53	
15 Fors, Helen	11	HSC-FG	3:10.27	BB
39.48	49.52	58.93	42.34	
16 Backer, Taylor R	12	AKS-FG	3:10.91	BB
42.14	50.25	57.96	40.56	
17 Chandler, Ava C	12	MS-FG	3:11.61	BB
38.50	49.16	59.17	44.78	

18 Castillo, Gabi N	12	BRST-FG	3:12.42	BB
37.04	52.19	1:03.23	39.96	
19 Kennedy, Kaycie M	11	SF-FG	3:13.27	BB
41.17	55.81	54.59	41.70	
20 Barraque, Toscane	12	AKS-FG	3:14.85	B
44.87	46.38	59.57	44.03	
21 Virgin, Cara P	11	CSSC-FG	3:16.59	B
41.80	54.23	52.52	48.04	
22 Gomez, Camila	12	MBS-FG	3:17.13	B
40.71	52.25	58.61	45.56	
23 Beleznay, Flora	12	SAS-FG	3:18.04	B
45.49	51.99	59.08	41.48	
24 Candido, Amber L	11	CSSC-FG	3:18.62	B
47.09	50.80	58.77	41.96	
25 Avellaneda, Sofia R	11	SUN-FG	3:20.31	B
43.05	51.90	1:04.15	41.21	
26 Leon, Valerie L	12	SF-FG	3:24.83	B
43.46	53.60	1:02.89	44.88	
27 Shearer, Anabela	11	SUN-FG	3:25.55	B
48.15	49.21	1:04.24	43.95	
28 Christianson, Katie S	11	YBC-FG	3:26.89	B
41.73	57.53	1:02.37	45.26	
29 Longman, Noa S	11	NMST-FG	3:27.15	B
43.95	55.27	59.82	48.11	
30 Nagy, Ashley J	11	CSSC-FG	3:31.67	
50.63	51.22	1:05.51	44.31	
31 Swicegood, Lauren J	11	BGS-FG	3:32.44	
44.49	56.54	1:08.31	43.10	
32 Barrios, Sofia	11	CSSC-FG	3:34.90	
44.65	53.78	1:09.36	47.11	
33 Laplant, Sara E	11	CSSC-FG	3:37.04	
51.99	57.04	58.36	49.65	
34 Ferraro, Sophia	11	MWA-FG	3:51.83	
59.84	59.25	1:04.76	47.98	
35 Suglio, Lauren N	11	CSSC-FG	4:07.46	
54.65	1:13.25	1:04.05	55.51	
--- Pinilla, Kelly M	11	CSSC-FG	DQ	
Butterfly kick - breast				
		2:03.87		
--- Amon, Kayla	11	YBC-FG	DQ	
Other - back				
39.88	49.11	50.38	39.32	
--- Sosa, Arizel	11	SF-FG	DQ	
Alternating Kick - fly				
51.83	57.65	1:09.01	1:01.01	
--- Vazquez, Jennifer	11	HSC-FG	DQ	
One hand touch - fly				
41.94	50.05	58.41	45.25	
--- Dattile, Briana E	11	CSSC-FG	NS	
--- Materia, Baylee R	12	FLA-FG	NS	
--- Murphy, Georgia K	12	MS-FG	NS	
--- Gandolfo, Krystal	11	MBS-FG	NS	



2015 Coral Springs Open Invitational-CSSC-051615, S#: FGI051615CSSC-B-1

Coral Springs Aquatic Complex

Results

(Event 3 Girls 11-12 200 LC Meter IM)

Name	Age	Team	Finals Time
--- Kozel, Madison t	12	AZFL-FG	NS

Event 4 Boys 11-12 200 LC Meter IM

FGC Open Rec: 2:12.30 8/12/2002 Andrew Davidson

FGC Record: 2:20.66 7/29/2008 Quinn Cassidy

2:32.49 AAAAA

2:40.29 AAA

2:48.09 AA

2:55.89 A

3:03.89 FGJO

3:11.39 BB

3:26.99 B

Name	Age	Team	Finals Time
1 Gonzalez, David A	12	AZFL-FG	2:36.63 AAA
32.57	42.53	45.56	35.97
2 Lares, Sebastian A	11	AZFL-FG	2:42.58 AA
35.16	41.15	50.36	35.91
3 Martinez, AJ	11	NMST-FG	2:43.24 AA
34.68	43.65	1:24.91	
4 Valdes, Victor M	11	HSC-FG	2:43.58 AA
38.18	44.34	44.14	36.92
5 Meyer, Alexander I	12	CSSC-FG	2:45.24 AA
34.67	42.05	52.27	36.25
6 Lopez, Jose C	12	MS-FG	2:45.33 AA
33.74	43.97	51.41	36.21
7 Marks, Connor M	12	CSSC-FG	2:46.97 AA
35.71	41.17	55.05	35.04
8 Quijada, Daniel	12	HSC-FG	2:48.01 AA
37.16	42.64	52.26	35.95
9 Beron-Vera, Pedro	12	MS-FG	2:49.70 A
35.05	42.46	55.30	36.89
10 Efimov, Nikita A	11	NMST-FG	2:49.89 A
35.73	44.33	51.42	38.41
11 Sosa, Michael J	12	HSC-FG	2:49.99 A
34.56	47.49	50.16	37.78
12 Roach, Ethan M	12	SAS-FG	2:50.61 A
37.04	42.44	53.55	37.58
13 Tarafa, Matthew A	11	HSC-FG	2:50.91 A
35.21	44.35	53.46	37.89
14 Gonzalez, Brian N	11	CSSC-FG	2:52.87 A
35.55	45.04	53.77	38.51
15 Forman, Andrew K	12	HAT-FG	2:55.85 A
36.82	45.01	56.23	37.79
16 Cera, Rafael	12	HSC-FG	2:56.02 FGJO
36.03	47.43	53.00	39.56
17 Valdivia, Dylan D	12	MS-FG	2:57.97 FGJO
40.30	48.82	50.78	38.07
18 Ferrara, Luc M	11	CSSC-FG	2:59.64 FGJO
39.93	47.43	53.69	38.59

19 Chin, Cody C	12	CSSC-FG	3:01.61 FGJO
35.19	48.85	59.38	38.19
20 Gomez, Javier E	11	MS-FG	3:11.15 BB
41.56	49.24	59.78	40.57
21 Nguyen, Ricky	12	BGS-FG	3:13.13 B
36.12	52.76	58.34	45.91
22 Rummel, Jack A	12	CSSC-FG	3:15.86 B
44.51	49.10	59.44	42.81
23 Marrero, Javier	12	BGS-FG	3:17.89 B
40.12	51.29	1:00.70	45.78
24 Bonasera, Jason N	12	CSSC-FG	3:25.09 B
48.30	52.14	59.37	45.28
25 Ward, Wilson T	11	UN-FG-FG	3:27.09
47.39	58.15	56.72	44.83
26 Brander, Ryan J	11	CSSC-FG	3:40.43
51.76	1:02.89	56.89	48.89
27 Louis-Jeune, Darion J	11	CSSC-FG	3:40.50
51.77			45.31
--- Zamojski, Arthur	11	FLA-FG	DQ
One hand touch - fly			
55.71	1:06.10	1:08.83	
--- Lesentier, Luca	11	NMST-FG	DQ
Shoulders past vertical toward breast - back			
38.66	46.84	55.38	37.73
--- Aversa, Harris	11	SF-FG	DQ
Alternating Kick - fly			
1:07.79	59.39	1:08.46	
--- Hall, Luke A	12	BGS-FG	DQ
Non-simultaneous touch - breast			
48.37	1:00.40	53.93	46.30
--- Shikhaleev, Misha	11	CSSC-FG	NS
--- Johnston, Owen	11	YBC-FG	NS
--- Olson, William P	11	CSSC-FG	NS

Event 5 Girls 13-14 200 LC Meter IM

FGC Open Rec: 2:16.27 3/19/2009 Lindsey McKnight

FGC Record: 2:16.27 3/19/2009 Lindsey McKnight

2:29.69 13-14 AAAAA

2:36.79 13-14 AAA

2:43.89 13-14 AA


2:50.99 13-14 A

2:50.99 13-14 FGJO

3:05.29 13-14 BB

3:19.49 13-14 B

Name	Age	Team	Finals Time
1 Virgin, Hannah E	14	CSSC-FG	2:36.00 AAA
2 Biro, Delaney P	13	CSSC-FG	2:37.86 AA
1:13.04	1:24.82		
3 Kennedy, Jodi	13	SF-FG	2:41.15 AA
1:16.41	1:24.74		
4 Fernandez, Gabriela I	14	HSC-FG	2:41.55 AA
1:17.48	1:24.07		



2015 Coral Springs Open Invitational-CSSC-051615, S#: FGI051615CSSC-B-1

Coral Springs Aquatic Complex

Results

(Event 5 Girls 13-14 200 LC Meter IM)


Name	Age	Team	Finals Time	
5 Jerew, Hailey R	14	AKS-FG	2:42.48	AA
1:17.53	1:24.95			
6 Beltrano, Gabby J	13	CSSC-FG	2:43.57	AA
7 Botting, Rachel E	13	CSSC-FG	2:43.93	A
1:19.52	1:24.41			
8 Seto, Tiffany	14	SF-FG	2:44.40	A
9 Mckenna, Thea E	14	HAT-FG	2:45.24	A
10 Jones, Acacia L	14	CSSC-FG	2:46.06	A
11 Ballestas, Emma V	14	MS-FG	2:47.58	A
1:20.29	1:27.29			
12 Korb, Gaby C	13	SAS-FG	2:48.72	A
1:19.16	1:29.56			
13 Capalbo, Solana B	13	AZFL-FG	2:51.31	BB
1:21.40	1:29.91			
14 Tran, Stephanie	14	SUN-FG	2:51.48	BB
1:20.32	1:31.16			
15 Glanzman, Naomi R	13	BRST-FG	2:51.71	BB
1:23.19	1:28.52			
16 Aponte, Madison E	14	AZFL-FG	2:52.72	BB
1:20.76	1:31.96			
17 Cordoba, Brooke A	13	CSSC-FG	2:52.75	BB
1:22.93	1:29.82			
18 Grabow, Chloe L	14	HAT-FG	2:53.17	BB
1:21.76	1:31.41			
19 Noyola, Lauren E	14	CSSC-FG	2:54.62	BB
1:22.85	1:31.77			
20 Beleznyay, Maya	13	SAS-FG	2:54.65	BB
1:21.78	1:32.87			
21 Amon, Ashlynn	14	YBC-FG	2:55.58	BB
1:23.38	1:32.20			
22 Koch, Ellie	13	YBC-FG	2:55.69	BB
1:21.63	1:34.06			
23 Mirabal, Nora	13	UN-FG-FG	2:55.80	BB
1:21.13	1:34.67			
24 Riley, Elizabeth M	13	YBC-FG	2:56.45	BB
1:24.63	1:31.82			
25 Pierce, Jordanna K	14	BGS-FG	2:58.72	BB
1:25.58	1:33.14			
26 Reta, Oriana A	13	MBS-FG	3:02.06	BB
1:26.09	1:35.97			
27 MacKenzie-Lawrence, Mikae	14	YBC-FG	3:02.29	BB
1:28.03	1:34.26			
28 Modrak, Allyson	14	YBC-FG	3:05.62	B
1:27.88	1:37.74			
29 Reposo, Olivia	13	CSSC-FG	3:05.99	B
1:28.28	1:37.71			
30 Parsons, Camila	13	CSSC-FG	3:06.16	B
1:26.32	1:39.84			
31 Benguria, Daniela	14	HSC-FG	3:08.26	B
1:29.76	1:38.50			

32 Bremer, Victoria M	13	BRST-FG	3:11.46	B
1:29.18	1:42.28			
33 Smith, Selena	14	SF-FG	3:12.77	B
1:29.27	1:43.50			
34 Borges, Gaby S	14	AKS-FG	3:14.53	B
1:32.70	1:41.83			
35 Annis, Jamie R	13	HAT-FG	3:17.51	B
1:33.57	1:43.94			
36 Gatlin, Julianna V	13	CSSC-FG	3:18.59	B
1:34.65	1:43.94			
37 Garcia, Madelyne D	13	CSSC-FG	3:19.53	
1:34.86	1:44.67			
38 Garcia, Gabi A	13	BGS-FG	3:20.33	
1:41.25	1:39.08			
39 Viner, Sophia J	13	CSSC-FG	3:22.00	
1:39.63	1:42.37			
40 Kish, Sophia E	13	NMST-FG	3:30.01	
1:38.93	1:51.08			

Event 5 Girls 15 & Over 200 LC Meter IM

FGC Record: 2:21.93 5/16/2015 Maggie MacNeil

Name	Age	Team	Finals Time
1 MacNeil, Maggie	15	LAC-ZZ	2:21.93
2 Goodwin, Darby E	18	SAS-FG	2:29.86
3 Schimansky, Megan A	15	CSSC-FG	2:32.48
4 Allen, Jessica	15	LAC-ZZ	2:32.63
5 Morgan, Laine L	18	MS-FG	2:33.50
6 Langham, Menley	15	LAC-ZZ	2:34.00
7 Sauer, Lindsey N	18	CSSC-FG	2:39.33
8 Harrington, Kelly M	17	BRST-FG	2:39.35
9 Korb, Tiffany L	15	SAS-FG	2:39.47
10 Cordes, Hannah Q	15	MS-FG	2:40.73
11 Mullen, Marin E	17	SAS-FG	2:41.89
12 Brannan, Marissa N	15	HAT-FG	2:41.98
13 Smiddy, Rose K	16	AKS-FG	2:42.48
14 Bucaro, Sarah M	15	AZFL-FG	2:42.78
1:16.43	1:26.35		
15 Digulla, Megan G	20	BRST-FG	2:42.79
1:18.55	1:24.24		
16 McCartin, CJ J	17	SAS-FG	2:44.09
17 Belcik, Bridget A	19	BRST-FG	2:44.84
1:18.08	1:26.76		
18 Reuter, Megan B	19	BRST-FG	2:46.45
19 Perna, Sabrina I	15	UN-FG-FG	2:48.12
20 Dangond, Manuela M	15	MS-FG	2:48.34
1:20.42	1:27.92		
21 Sauer, Kristin A	16	CSSC-FG	2:50.78
1:18.16	1:32.62		
22 Fajardo, Dominique	15	CSSC-FG	2:50.98
1:20.52	1:30.46		
23 Grabow, Jade L	16	HAT-FG	2:51.18



2015 Coral Springs Open Invitational-CSSC-051615, S#: FGI051615CSSC-B-1

Coral Springs Aquatic Complex

Results

(Event 5 Girls 15 & Over 200 LC Meter IM)

Name	Age	Team	Finals Time
24 Giordano, Sophie M	16	MS-FG	2:51.49
1:24.17	1:27.32		
25 Sanchez, Paloma	15	MS-FG	2:51.77
26 Morales, Frances R	16	BRST-FG	2:52.46
27 Anthony, Larissa N	15	BRST-FG	2:52.67
1:21.51	1:31.16		
28 Johnson, Hayley C	16	BRST-FG	2:54.12
1:23.04	1:31.08		
29 Chiarella, Daria A	16	CSSC-FG	2:55.20
1:23.98	1:31.22		
30 Keung, Meggie S	15	AZFL-FG	3:06.35
1:27.68	1:38.67		
31 Ruiz, Flavia L	16	YBC-FG	3:08.66
1:26.93	1:41.73		
32 Bérubés8sb7sm8, Camille	19	GO-ZZ	3:17.21
1:33.68	1:43.53		
33 Bagiotti, Julianne M	15	YBC-FG	3:27.79
1:39.07	1:48.72		
--- Castedo, Petra	15	FLA-FG	DQ
Shoulders past vertical toward breast - back			
2:02.72	2:03.67		
--- Levit, Michaela	16	FLA-FG	NS
--- Iskandarani, Maya I	16	MS-FG	NS
--- Alemany, Isabella	15	YBC-FG	NS

Event 6 Boys 13-14 200 LC Meter IM

FGC Open Rec: 2:10.56 7/25/2014 Vance Sanders

FGC Record: 2:09.85 7/29/2014 Alberto Gomez

2:20.29 13-14 AAAA

2:26.99 13-14 AAA

2:33.69 13-14 AA

2:40.39 13-14 A


2:40.39 13-14 FGJO

2:53.69 13-14 BB

3:07.09 13-14 B

Name	Age	Team	Finals Time
1 Kotikovski, Elvis	13	AZFL-FG	2:22.90 AAA
1:05.07	1:17.83		
2 Rodriguez, Aaron J	13	HSC-FG	2:24.94 AAA
1:07.99	1:16.95		
3 Torres, John	14	UN-FG-FG	2:26.31 AAA
1:04.88	1:21.43		
4 Rivero, Bryan O	13	HSC-FG	2:26.95 AAA
1:08.00	1:18.95		
5 Gil, Drake E	14	BRST-FG	2:29.51 AA
1:09.89	1:19.62		
6 Bastian, Izaak Z	14	SAS-FG	2:30.18 AA
1:13.42	1:16.76		
7 Fernandez, Michael I	13	HSC-FG	2:32.15 AA
1:12.09	1:20.06		

8 Rose, Keegan S	14	BGS-FG	2:32.33 AA
1:13.50	1:18.83		
9 Garcia, Andres P	14	UN-FG-FG	2:34.22 A
1:16.46	1:17.76		
10 McKeon, Andres A	13	CSSC-FG	2:36.28 A
1:12.38	1:23.90		
11 Liraz, Tom	14	YBC-FG	2:38.62 A
1:14.69	1:23.93		
12 Deybach, Alex	14	MBS-FG	2:41.54 BB
1:17.52	1:24.02		
13 Banciella, Reid A	13	MS-FG	2:42.90 BB
1:12.99	1:29.91		
14 Lugones, Abraham	14	HSC-FG	2:43.12 BB
1:17.40	1:25.72		
15 Montejo, Orlando R	13	MS-FG	2:43.62 BB
1:13.14	1:30.48		
16 Tortola, Cristian	13	UN-FG-FG	2:45.26 BB
1:20.74	1:24.52		
17 Reveron, Claudio J	13	NMST-FG	2:48.00 BB
1:19.10	1:28.90		
18 Block, Josh M	14	NMST-FG	2:48.52 BB
1:19.12	1:29.40		
19 Amor, Matthew	13	UN-FG-FG	2:49.09 BB
1:17.60	1:31.49		
20 Trimble, Gregory E	13	CSSC-FG	2:50.97 BB
1:21.89	1:29.08		
21 Franzino, Patrick J	13	CSSC-FG	2:51.20 BB
1:22.54	1:28.66		
22 Quesada-Amor, Alexander J	13	UN-FG-FG	2:54.30 B
1:27.77	1:26.53		
23 Schleicher, Brandon R	14	SUN-FG	2:55.10 B
1:27.55	1:27.55		
24 Miller, Maxwell A	14	YBC-FG	2:55.72 B
1:22.18	1:33.54		
25 Gallet, James D	14	YBC-FG	2:57.63 B
1:24.39	1:33.24		
26 Blanco, David A	13	CSSC-FG	2:59.54 B
1:22.40	1:37.14		
27 Squartino, Salvatore	14	SF-FG	3:08.17
1:27.12	1:41.05		
28 Hebden, Marcus	13	BRST-FG	3:09.19
1:34.58	1:34.61		
29 Lucas, Jesus M	13	NMST-FG	3:13.48
1:31.97	1:41.51		
30 Hall, Zachri M	14	BGS-FG	3:15.48
1:26.98	1:48.50		
31 Estevez, Diego I	13	YBC-FG	3:15.70
1:30.74	1:44.96		
--- Beron-Vera, Pancho	14	MS-FG	DQ
1:12.40	1:22.84		



2015 Coral Springs Open Invitational-CSSC-051615, S#: FGI051615CSSC-B-1

Coral Springs Aquatic Complex

Results

(Event 6 Boys 13-14 200 LC Meter IM)


Name	Age	Team	Finals Time
--- Michelena, Oscar A	14	SUN-FG	DQ
Shoulders past vertical toward breast - back			
1:21.84	1:48.68		
--- De Sousa, Antonio	13	MBS-FG	DQ
One hand touch - breast			
1:31.44	1:41.72		
--- Machado, Lester	14	HSC-FG	DQ
1:16.48	1:20.15		
--- Hernandez, Kalvin S	14	CSSC-FG	NS
--- McCormick, Sam J	13	CSSC-FG	NS
--- Borrone, Mario J	13	YBC-FG	NS
--- Taddonio, Cameron J	14	BRST-FG	NS
--- Irwin, Justin D	14	CSSC-FG	NS

Event 6 Boys 15 & Over 200 LC Meter IM

FGC Record: 2:11.02 5/16/2015 Julio A Horrego

Name	Age	Team	Finals Time
1 Horrego, Julio A	16	HSC-FG	2:11.02
1:04.01	1:07.01		
2 Araya, Esteban	18	UN-FG-FG	2:11.35
1:03.54	1:07.81		
3 Alatorre, Fernando	16	AZFL-FG	2:11.62
1:01.98	1:09.64		
4 Landi, Nicholas T	20	BRST-FG	2:19.63
1:05.24	1:14.39		
5 Sharp, Nick R	16	SAS-FG	2:19.83
1:04.57	1:15.26		
6 Smutny, Luke R	16	AKS-FG	2:20.63
1:07.23	1:13.40		
7 Nolte, John A	20	BRST-FG	2:20.71
1:07.38	1:13.33		
8 Lauzurique, Marcelo	15	UN-FG-FG	2:21.64
1:06.54	1:15.10		
9 Utz, Joaquin A	16	BGS-FG	2:21.88
1:05.72	1:16.16		
10 Zylberberg, Noah	16	SAS-FG	2:23.23
1:10.26	1:12.97		
11 Byshnev, Konstantin I	19	BRST-FG	2:25.51
1:10.48	1:15.03		
12 Reid, AJ J	18	MS-FG	2:27.93
15.77	2:12.16		
13 Gutierrez, Chris A	16	BGS-FG	2:30.35
1:11.42	1:18.93		
14 Roth, Quinn A	15	SF-FG	2:30.42
1:09.60	1:20.82		
15 Yamamoto, Henrique A	17	CSSC-FG	2:31.65
1:10.98	1:20.67		
16 Tatton, Kyle V	15	SAS-FG	2:31.90
1:13.28	1:18.62		

17 Cardozo, Joseph J	16	BGS-FG	2:32.25
1:12.18	1:20.07		
18 Anzola, Enrique	16	AKS-FG	2:32.32
1:15.97	1:16.35		
19 Vivas, Martin	16	YBC-FG	2:32.54
1:13.19	1:19.35		
20 Fraiman, Elad	16	UN-FG-FG	2:33.49
1:15.53	1:17.96		
21 Ferrara, Nico J	15	CSSC-FG	2:33.75
1:13.97	1:19.78		
22 Llamo, Brian	18	NMST-FG	2:34.61
1:11.39	1:23.22		
23 Lara, Ronald J	16	SWAT-FG	2:35.49
1:13.18	1:22.31		
24 Taddonio, Matt J	16	BRST-FG	2:35.78
1:15.55	1:20.23		
25 Gonzalez, Alejandro I	15	SWAT-FG	2:37.62
1:12.98	1:24.64		
26 Fregosi, Carson C	16	SAS-FG	2:37.69
1:12.96	1:24.73		
27 Tran, Vincent	16	SUN-FG	2:38.32
1:15.15	1:23.17		
28 Manrique, Sebas	15	YBC-FG	2:42.10
1:17.51	1:24.59		
29 Mourraille, Marcelo	15	BGS-FG	2:43.00
1:16.89	1:26.11		
30 Furman, Henry A	16	BRST-FG	2:43.42
1:19.51	1:23.91		
31 Calle, Santiago	15	SWAT-FG	2:43.44
1:13.92	1:29.52		
32 Sanchez, Alex A	15	MS-FG	2:43.93
1:14.44	1:29.49		
33 Oliver, Noah H	16	AKS-FG	2:44.50
1:15.68	1:28.82		
34 Turban, Jean Charles	16	AKS-FG	2:47.14
1:20.73	1:26.41		
35 Cuellar, Lemuel J	15	SWAT-FG	2:51.73
1:18.21	1:33.52		
36 Costello, Pat M	17	BRST-FG	2:52.00
1:24.04	1:27.96		
37 Cordova, Rene	15	YBC-FG	2:52.75
1:20.76	1:31.99		
38 Hemmerde, Adrian	17	MBS-FG	2:53.17
1:18.54	1:34.63		
39 Ochoa, Felipe	15	BGS-FG	2:54.06
1:24.80	1:29.26		
40 Genz, David	15	BRST-FG	2:54.44
1:26.21	1:28.23		
41 Castillo, Nico A	15	BRST-FG	2:56.17
1:22.68	1:33.49		
42 Wood, Christian M	15	BRST-FG	2:56.65
1:27.18	1:29.47		



2015 Coral Springs Open Invitational-CSSC-051615, S#: FGI051615CSSC-B-1

Coral Springs Aquatic Complex

Results

(Event 6 Boys 15 & Over 200 LC Meter IM)

Name	Age	Team	Finals Time
43 Hopkins, Dennis R	16	CSSC-FG	2:59.26
	1:24.85	1:34.41	
44 Serruya, Uri	20	MBS-FG	4:10.85
	2:01.51	2:09.34	
--- Medina, Josten W	15	MS-FG	NS
--- Fernandes, Guy G	18	MS-FG	NS
--- Payamps, GianCarlo	16	CSSC-FG	NS
--- Garber, Joshua E	16	CSSC-FG	NS
--- Pigot, Diguana D	20	MS-FG	NS
--- Pigot, Zu Z	18	MS-FG	NS
--- Johnston, Johannes E	21	BRST-FG	NS
--- Junghahn, Matias	16	MS-FG	NS
--- Urrutia, Felipe	15	MS-FG	NS

Event 7 Girls 10 & Under 50 LC Meter Butterfly

FGC Open Rec: 31.39 6/20/1991 Luciana Genova

FGC Record: 32.07 6/21/1991 Luciana Genova

35.09 AAAA

37.19 AAA

39.39 AA

41.49 A

42.49 FGJO

47.89 BB

54.39 B

Name	Age	Team	Finals Time
1 Fernandez, Michelle A	10	HSC-FG	35.22 AAA
2 Yordi, Rachel	10	NMST-FG	36.50 AAA
3 McLemore, Mercy P	10	BEST-FG	36.83 AAA
4 Robertson, Emily R	10	CSSC-FG	39.22 AA
5 Chinogwenya, Nakai S	10	SF-FG	39.30 AA
6 Troccoli, Isa M	10	SUN-FG	41.02 A
7 Badell, Eugenia	10	NMST-FG	41.40 A
8 Olson, Elisabeth G	10	CSSC-FG	41.48 A
9 Anton, Sidney	8	AZFL-FG	41.71 FGJO
10 Yordi, Rebecca	10	NMST-FG	42.21 FGJO
11 McLemore, Tawannah P	9	BEST-FG	42.31 FGJO
12 McCormick, Riley E	10	CSSC-FG	42.68 BB
13 James, Madi G	10	BGS-FG	42.81 BB
14 Dinehart, Elena S	10	AKS-FG	43.02 BB
15 Ward, Payton A	10	CSSC-FG	43.44 BB
16 Chandler, Eliza J	9	MS-FG	43.68 BB
17 Sorunmu, Maya A	9	SF-FG	43.88 BB
18 Smutny, Maddie R	9	AKS-FG	43.97 BB
19 Portik-Gergely, Kata	9	BEST-FG	44.18 BB
20 Levin, Sara	8	SF-FG	44.21 BB
21 Echeumuna, Sophia C	8	AZFL-FG	44.59 BB
22 Banks, Brooklyn	10	SF-FG	44.61 BB
23 Baucells, Angelina	9	BGS-FG	45.17 BB
24 Collie, Samantha	10	AZFL-FG	45.32 BB
25 Bellardi, Nicole A	10	AZFL-FG	45.44 BB

26 Rilo, Illari	10	SUN-FG	45.76 BB
27 Alsop, Evelyn R	9	MBS-FG	47.07 BB
28 Udell, Stephanie R	9	AZFL-FG	47.41 BB
29 Meyer, Camryn E	8	CSSC-FG	47.52 BB
30 Landron, Teresa M	10	SUN-FG	48.00 B
31 Vazquez-Quiroga, Leire	9	MWA-FG	48.05 B
32 Holmes, Willow G	10	CSSC-FG	50.16 B
33 Nieto, Bianca G	8	UN-FG-FG	50.23 B
34 Cope, Rosie Q	8	BGS-FG	50.34 B
35 Macedo, Nicole	8	UN-FG-FG	52.46 B
36 Moreno, Sofia	8	UN-FG-FG	52.47 B
37 Levine, Taylor	10	YBC-FG	52.77 B
38 Sanford, Charlie L	10	HAT-FG	52.96 B
39 Gedeon, Anais	7	NMST-FG	53.63 B
40 Wimmer, Astrid	10	YBC-FG	54.32 B
41 Mirones, Cecilia	9	SUN-FG	55.18
42 Rosano, Anaveronica	9	UN-FG-FG	55.61
43 Acebo, Gabi O	10	BGS-FG	56.19
44 Bonasera, Kaitlyn R	9	CSSC-FG	57.27
45 Goldstein, Joey M	10	UN-FG-FG	59.01
46 Butler, Brooke M	9	CSSC-FG	59.05
47 Renaud, Eva	10	SF-FG	1:02.21
48 Zaparegos, Stamatia	8	BRST-FG	1:02.74
49 Olmo, Charlotte	8	UN-FG-FG	1:06.06
50 Chacon, Emiliana	8	UN-FG-FG	1:09.23
--- Schleicher, Carleigh M	9	SUN-FG	DQ
Alternating Kick			
--- Kanter, Ava	9	SF-FG	DQ
Alternating Kick			
--- Wells, Hailey I	10	CSSC-FG	NS
--- Gersper, Aspen J	9	SAS-FG	NS
--- Suarez, Rhanian G	8	CSSC-FG	NS

Event 8 Boys 10 & Under 50 LC Meter Butterfly

FGC Open Rec: 32.47 6/25/2009 Jackson DeFore

FGC Record: 30.65 7/7/1990 Jason Gagnon

34.99 AAAA

36.89 AAA

38.89 AA


40.89 A

42.89 FGJO

46.79 BB

52.79 B

Name	Age	Team	Finals Time
1 Rodriguez, Agustin F	10	HSC-FG	33.26 AAAA
2 Uglanov, Ivan	10	HAT-FG	38.09 AA
3 Lopez-Casula, Marcoaurelio	10	HSC-FG	38.71 AA
4 Dulieu, Diego R	10	AZFL-FG	38.98 A
5 Carbone, Santiago A	10	NMST-FG	39.88 A
6 Bailey, Lucas A	8	SAS-FG	40.64 A
7 Leal, Samuel A	10	BGS-FG	41.28 FGJO
8 Alvarez, Alejandro	10	CSSC-FG	41.81 FGJO



2015 Coral Springs Open Invitational-CSSC-051615, S#: FGI051615CSSC-B-1

Coral Springs Aquatic Complex

Results


(Event 8 Boys 10 & Under 50 LC Meter Butterfly)

Name	Age Team	Finals Time	
9 Kim, Stephen	9 YBC-FG	43.30	BB
10 Hau, Christopher	10 SF-FG	44.74	BB
11 Baltodano, Michael A	9 MBS-FG	46.41	BB
12 Belezny, Andrew	10 SAS-FG	47.50	B
13 Musa, Farouk	7 UN-FG-FG	47.93	B
14 Lobaton Vargas, Sebastian	9 AZFL-FG	51.09	B
15 Johnson, Marcus K	9 BRST-FG	51.51	B
16 Hau, Derek	7 SF-FG	51.75	B
17 Ruf, Justin T	10 CSSC-FG	51.84	B
18 Reta, Ethan R	10 MBS-FG	51.89	B
19 Bencie, Brian M	10 BEST-FG	53.26	
20 Savino, Sebastian M	9 CSSC-FG	54.52	
21 Moreno, Diego	10 UN-FG-FG	54.65	
22 Ros, Daniel	10 SF-FG	54.79	
23 Reus, Julius A	8 MBS-FG	56.28	
24 Portik-Gergely, Hunor	8 BEST-FG	56.69	
25 D'Avi, Thomas J	9 YBC-FG	57.06	
26 Leon, Leonardo	10 UN-FG-FG	57.25	
27 Frantsevskiy, Egor	9 CSSC-FG	1:00.42	
28 Cayetano, Benjamin D	10 YBC-FG	1:00.62	
--- Opperman, Lucas M	9 CSSC-FG	DQ	
Arms underwater recovery			
--- Tan, Matthew W	9 CSSC-FG	DQ	
Non-simultaneous arms			
--- Gomez, Lautaro	10 MBS-FG	DQ	
Non-simultaneous arms			
--- Barreto, Joshua	7 NMST-FG	DQ	
One hand touch			
--- Echeumuna, Luca A	9 AZFL-FG	DQ	
Arms underwater recovery			
--- Guerrero, Fabio	9 UN-FG-FG	DQ	
Arms underwater recovery			
--- Caldeira de Andrada, Leonard	10 UN-FG-FG	DQ	
Non-simultaneous arms			
--- Shearer, Mateo	9 SUN-FG	DQ	
Non-simultaneous arms			
--- Kustin, Quinn H	10 HAT-FG	DQ	
Arms underwater recovery			
--- Rilo, Ares A	7 SUN-FG	DQ	
Alternating Kick			
--- Armbruster, Tyler K	8 CSSC-FG	NS	
--- NG, Evan	9 CSSC-FG	NS	
--- DeBlasis, Jordan N	10 SF-FG	NS	
--- Bueno, Brandon	9 UN-FG-FG	NS	
--- Burgos, Jonathan	10 UN-FG-FG	NS	

Event 9 Girls 11-12 50 LC Meter Butterfly

FGC Open Rec:	29.11	6/23/2005	Lauren Harrington
FGC Record:	29.57	7/23/2009	Megan Moroney
	31.29	AAAA	
	32.79	AAA	
	34.29	AA	
	35.79	A	
	36.79	FGJO	
	38.79	BB	
	41.79	B	

Name	Age Team	Finals Time	
1 Banks, Gabrianna C	12 HAT-FG	31.08	AAAA
2 Amon, Kayla	11 YBC-FG	35.71	A
3 Castillo, Gabi N	12 BRST-FG	35.73	A
4 Gonzalez, Chloe	12 MBS-FG	36.26	FGJO
5 Mason, Olivia C	12 CSSC-FG	36.47	FGJO
6 Lesentier, Jacqueline	12 NMST-FG	36.67	FGJO
7 Chandler, Ava C	12 MS-FG	37.50	BB
8 Fors, Helen	11 HSC-FG	38.20	BB
9 Kauffman, Ruthie A	12 NMST-FG	38.23	BB
10 Udell, Caroline M	11 AZFL-FG	38.41	BB
11 Mitova, Ellie	12 CSSC-FG	38.45	BB
12 Gomez, Camila	12 MBS-FG	38.71	BB
13 Manrique, Kari	11 YBC-FG	38.89	B
14 Martinez-Bruno, Victoria B	12 YBC-FG	39.01	B
15 Fowler, Faith E	11 CSSC-FG	39.15	B
16 Kennedy, Kaycie M	11 SF-FG	39.34	B
17 Nordheim, Caroline K	12 SAS-FG	39.44	B
18 Christianson, Katie S	11 YBC-FG	39.61	B
19 Backer, Taylor R	12 AKS-FG	39.67	B
20 Swicegood, Lauren J	11 BGS-FG	39.87	B
21 Montesinos, Melinda M	11 AZFL-FG	40.15	B
22 Virgin, Cara P	11 CSSC-FG	40.68	B
23 Ruiz, Alexandra	12 YBC-FG	41.01	B
24 Longman, Noa S	11 NMST-FG	41.67	B
25 Arteaga, Annabelle	12 MWA-FG	42.20	
26 Herne, Maria	12 YBC-FG	42.51	
27 Burgos, Maria A	12 YBC-FG	42.59	
28 Saunders, Helen	12 AZFL-FG	42.77	
29 Lamb, Hanna R	11 SUN-FG	43.08	
30 Vazquez-Quiroga, Alesia	11 MWA-FG	43.21	
31 Landron, Victoria A	11 SUN-FG	44.04	
32 Hemmerde, Antonela	12 MBS-FG	44.44	
33 Conrad, Hayley B	12 CSSC-FG	44.94	
34 Gandolfo, Krystal	11 MBS-FG	45.49	
35 Gould, Grace K	11 YBC-FG	45.97	
36 Genz, Gabriella M	12 BRST-FG	48.08	
37 Lalor, Kayleigh E	12 CSSC-FG	49.17	
38 Alfonso, Ashley M	11 AKS-FG	49.96	
39 Wiebe, Olivia M	11 SF-FG	50.81	
40 Andino, Fernanda	11 CSSC-FG	51.21	



2015 Coral Springs Open Invitational-CSSC-051615, #: FGI051615CSSC-B-1

Coral Springs Aquatic Complex

Results

(Event 9 Girls 11-12 50 LC Meter Butterfly)

Name	Age	Team	Finals Time
41 Laplant, Sara E	11	CSSC-FG	51.54
42 Ros, Penelope	12	BGS-FG	51.62
43 Camacho, Juliana	11	YBC-FG	53.60
44 Ros, Alessandra	11	BGS-FG	1:02.07
45 Torres, Ciara	12	UN-FG-FG	1:12.49
--- Fiffe, Chloe	12	UN-FG-FG	DQ
Kick breaststroke type			
--- Sweet, Claire-Michelle M	12	YBC-FG	DQ
Arms underwater recovery			
--- Eilers, Morgan D	11	MWA-FG	DQ
Arms underwater recovery			
--- Kozel, Madison t	12	AZFL-FG	NS
--- Abreu, Kiki	11	YBC-FG	NS
--- Silva, Lauren E	11	MS-FG	NS
--- Dattile, Briana E	11	CSSC-FG	NS
--- Martin, Kaya E	12	MBS-FG	NS
--- Brown Chewning, Olivia G	11	YBC-FG	NS

Event 10 Boys 11-12 50 LC Meter Butterfly

FGC Open Rec:	28.63	6/15/2006	Andy Vazquez
FGC Record:	28.35	7/29/2014	Rafael Rodriguez
	30.69	AAAA	
	32.39	AAA	
	34.09	AA	
	35.89	A	
	37.89	FGJO	
	39.29	BB	
	42.69	B	


Name	Age	Team	Finals Time
1 Gonzalez, David A	12	AZFL-FG	32.46 AA
2 Meyer, Alexander I	12	CSSC-FG	33.37 AA
3 Sosa, Michael J	12	HSC-FG	33.77 AA
4 Efimov, Nikita A	11	NMST-FG	34.95 A
5 Tarafa, Matthew A	11	HSC-FG	35.07 A
6 Nguyen, Ricky	12	BGS-FG	35.32 A
7 Chin, Cody C	12	CSSC-FG	35.37 A
8 Lesentier, Luca	11	NMST-FG	35.52 A
9 Cera, Rafael	12	HSC-FG	35.66 A
10 McCracken, Ian B	12	CSSC-FG	35.73 A
11 Vasilyev, Nikolay	12	HAT-FG	35.74 A
12 Reveron, Daniel A	11	NMST-FG	35.79 A
13 Scarlett, Jayden E	12	HAT-FG	36.22 FGJO
14 Hategan, Darien O	12	YBC-FG	36.32 FGJO
15 Forman, Andrew K	12	HAT-FG	36.88 FGJO
16 Watson, Daniel S	12	HAT-FG	36.93 FGJO
17 Ferrara, Luc M	11	CSSC-FG	37.01 FGJO
18 Marrero, Javier	12	BGS-FG	37.11 FGJO
19 Kustin, Jakob G	12	HAT-FG	38.59 BB
20 Mandava, Yeshwanth	12	YBC-FG	39.95 B
21 Bagiotti, Jon M	11	YBC-FG	40.40 B

22 Lauzurique, Jason	12	BGS-FG	41.40 B
23 Bolanos, Maurice	12	YBC-FG	42.91
24 Adams, Blake	12	YBC-FG	43.33
25 Gomez, Javier E	11	MS-FG	43.62
26 Sam, Michael	11	UN-FG-FG	43.64
27 Sorunmu, Elijah M	12	SF-FG	44.00
28 Schwartz, Benjamin E	12	SAS-FG	44.45
29 Yaremenko, Alexander	11	HAT-FG	44.70
30 Mauriello, Bruno	12	UN-FG-FG	45.06
31 Sola, Matthew M	11	BGS-FG	48.47
32 Ward, Wilson T	11	UN-FG-FG	48.57
33 Malaver, Joseph	11	UN-FG-FG	51.56
34 Garcia, Cristian C	11	CSSC-FG	53.73
35 Ortiz III, William	11	YBC-FG	55.38
36 Bezerra, Joseph H	12	CSSC-FG	56.53
37 Aversa, Harris	11	SF-FG	1:03.77
--- Rosales, Diego	11	YBC-FG	DQ
Arms underwater recovery			
--- Assael, Alejandro	12	AZFL-FG	NS
--- Monastirsky, Daniel	12	NMST-FG	NS
--- Johnston, Owen	11	YBC-FG	NS
--- Olson, William P	11	CSSC-FG	NS

Event 11 Girls 11-12 200 LC Meter Butterfly

FGC Open Rec:	2:20.48	7/12/2007	Chelsea Britt
FGC Record:	2:20.48	7/12/2007	Chelsea Britt
	2:36.89	11-12 AAAA	
	2:44.29	11-12 AAA	
	2:51.79	11-12 AA	
	2:59.29	11-12 A	
	3:03.29	11-12 FGJO	
	3:14.19	11-12 BB	
	3:29.09	11-12 B	

Name	Age	Team	Finals Time
1 Kondratovitch, Ana	12	UN-FG-FG	2:35.72 AAAA
	1:12.48	1:23.24	
2 Cope, Lily Y	12	BGS-FG	2:52.29 A
	1:22.41	1:29.88	
3 D'Alessandro, Janet	12	AKS-FG	2:52.73 A
	1:18.39	1:34.34	
4 Miao, Margaret W	11	AKS-FG	3:01.22 FGJO
	1:22.91	1:38.31	



2015 Coral Springs Open Invitational-CSSC-051615, S#: FGI051615CSSC-B-1

Coral Springs Aquatic Complex

Results

Event 11 Girls 13-14 200 LC Meter Butterfly

FGC Open Rec: 2:15.67 8/12/2002 Amanda Sims

FGC Record: 2:15.51 3/18/2008 Chelsea Britt

2:24.99 13-14 AAAA

2:31.89 13-14 AAA

2:38.79 13-14 AA

2:45.69 13-14 A

2:45.69 13-14 FGJO

2:59.49 13-14 BB

3:13.29 13-14 B

Name	Age	Team	Finals Time	
1 Smutny, Mary S	14	AKS-FG	2:33.01	AA
	1:12.38	1:20.63		
2 Kennedy, Jodi	13	SF-FG	2:37.74	AA
	1:17.12	1:20.62		
3 Thomas, Cameron N	13	SF-FG	2:37.78	AA
	1:16.81	1:20.97		
4 Seto, Tiffany	14	SF-FG	2:45.54	A
	1:21.48	1:24.06		
5 Kean, Carolyn G	13	SUN-FG	3:22.41	
	1:36.26	1:46.15		
6 Kanter, Rebecca	14	SF-FG	3:27.61	
	1:39.07	1:48.54		
--- Smith, Selena	14	SF-FG		NS

Event 11 Girls 15 & Over 200 LC Meter Butterfly

FGC Record: 2:29.10 5/16/2015 Kyla S Valls

Name	Age	Team	Finals Time	
1 Valls, Kyla S	16	MS-FG	2:29.10	
	1:10.03	1:19.07		
2 Van Den Berg, Daniella P	18	AZFL-FG	2:30.65	
	1:11.79	1:18.86		
3 Valls, Annie C	18	MS-FG	2:32.34	
	1:10.81	1:21.53		
4 Squartino, Geena	19	SF-FG	2:33.90	
	1:12.24	1:21.66		
5 Ross, Racine E	15	AZFL-FG	2:35.27	
	1:13.42	1:21.85		
6 Peralta, Renata	16	MS-FG	2:47.29	
	1:17.67	1:29.62		
7 Harrington, Kelly M	17	BRST-FG	2:51.20	
	1:20.54	1:30.66		
8 Cordes, Cathryn L	17	MS-FG	3:01.74	
	1:21.92	1:39.82		
--- Grussmark, Camryn J	16	MS-FG		NS
--- Morgan, Laine L	18	MS-FG		NS

Event 12 Boys 11-12 200 LC Meter Butterfly

FGC Open Rec: 2:17.77 3/13/2014 Will Barao

FGC Record: 2:19.53 7/24/2002 Sean Spire

2:31.89 11-12 AAAA

2:39.09 11-12 AAA

2:46.39 11-12 AA

2:53.59 11-12 A

3:01.59 11-12 FGJO

3:08.09 11-12 BB

3:22.49 11-12 B

Name	Age	Team	Finals Time	
1 Lopez, Jose C	12	MS-FG	2:41.04	AA
	1:16.02	1:25.02		
2 Martinez, AJ	11	NMST-FG	2:41.14	AA
	1:17.49	1:23.65		
3 Beron-Vera, Pedro	12	MS-FG	2:42.48	AA
	1:16.09	1:26.39		
4 Sierra, Miguel	12	AKS-FG	2:45.12	AA
	1:19.14	1:25.98		
5 Reveron, Daniel A	11	NMST-FG	2:50.86	A
	1:21.52	1:29.34		
6 Bono, Dominic E	11	AKS-FG	2:54.29	FGJO
	1:24.96	1:29.33		

Event 12 Boys 13-14 200 LC Meter Butterfly

FGC Open Rec: 2:03.11 7/25/2014 Vance Sanders

FGC Record: 2:06.01 3/19/2009 Yousef Alaskari

2:16.99 13-14 AAAA

2:23.49 13-14 AAA

2:29.99 13-14 AA


2:36.59 13-14 A

2:36.59 13-14 FGJO

2:49.59 13-14 BB

3:02.59 13-14 B

Name	Age	Team	Finals Time	
1 Torres, John	14	UN-FG-FG	2:19.02	AAA
	1:05.23	1:13.79		
2 Matheus, Eric	14	SAS-FG	2:29.65	AA
	1:09.80	1:19.85		
3 Rotman, Pierce M	14	SAS-FG	2:34.79	A
	1:13.40	1:21.39		
4 Avellaneda, Diego M	14	SUN-FG	2:39.85	BB
	1:18.38	1:21.47		
5 Beron-Vera, Pancho	14	MS-FG	2:41.28	BB
	1:13.37	1:27.91		
6 Barranco, Kevin	14	BGS-FG	2:47.33	BB
	1:16.70	1:30.63		
7 Reveron, Claudio J	13	NMST-FG	2:51.10	B
	1:20.70	1:30.40		
8 Banciella, Reid A	13	MS-FG	2:54.72	B
	1:19.73	1:34.99		



2015 Coral Springs Open Invitational-CSSC-051615, S#: FGI051615CSSC-B-1

Coral Springs Aquatic Complex

Results

(Event 12 Boys 13-14 200 LC Meter Butterfly)

Name	AgeTeam	Finals Time
9 Peralta, Rene A	14 MS-FG	2:56.51 B
1:21.54 1:34.97		
--- Gonzalez, Oscar J	14 SF-FG	NS

Event 12 Boys 15 & Over 200 LC Meter Butterfly


FGC Record: 2:14.06 5/16/2015 Luke R Smutny

Name	AgeTeam	Finals Time
1 Gonzalez, Mateo	18 AZFL-FG	2:09.48
59.92 1:09.56		
2 Smutny, Luke R	16 AKS-FG	2:14.06
1:04.47 1:09.59		
3 Vargas, Sebastian	16 CSSC-FG	2:16.86
1:03.13 1:13.73		
4 Lares, Andres A	15 AZFL-FG	2:21.55
1:04.89 1:16.66		
5 Lobaton Vargas, Daniel	17 AZFL-FG	2:26.84
1:09.19 1:17.65		
6 Lauzurique, Marcelo	15 UN-FG-FG	2:27.41
1:09.03 1:18.38		
7 Roth, Quinn A	15 SF-FG	2:30.50
1:09.98 1:20.52		
8 Llamo, Brian	18 NMST-FG	2:33.85
1:10.66 1:23.19		
9 Gutierrez, Chris A	16 BGS-FG	2:34.39
1:12.50 1:21.89		
10 Vatinelle, Matthieu A	16 AKS-FG	2:36.10
1:12.98 1:23.12		
11 Lundgren, Paul M	15 AKS-FG	2:40.71
1:15.56 1:25.15		
12 Oliver, Noah H	16 AKS-FG	2:45.33
1:16.25 1:29.08		
13 Furman, Henry A	16 BRST-FG	2:56.59
1:24.87 1:31.72		
14 Gomez, Diego	15 YBC-FG	2:58.96
1:22.30 1:36.66		
15 Castillo, Nico A	15 BRST-FG	2:59.71
1:24.87 1:34.84		
--- Cordova, Samuel	16 YBC-FG	DQ
Arms underwater recovery		
1:30.69 1:47.95		
--- Hicks, Sam S	18 MS-FG	NS
--- Hoost, Irvin	16 MS-FG	NS
--- Medina, Josten W	15 MS-FG	NS
--- Pereira, Daniel B	19 AZFL-FG	NS
--- Bohorquez, Fernando	18 AZFL-FG	NS

Event 13 Girls 10 & Under 100 LC Meter Freestyle

FGC Open Rec:	1:04.35	6/19/2014	Meghan Lynch
FGC Record:	1:04.77	1/1/1991	Luciana Genova
	1:10.19	AAAA	
	1:13.89	AAA	
	1:17.49	AA	
	1:21.19	A	
	1:23.19	FGJO	
	1:32.19	BB	
	1:43.09	B	

Name	AgeTeam	Finals Time
1 Montero, Becca	10 AKS-FG	1:10.16 AAAA
34.63 35.53		
2 Dinehart, Olivia G	10 AKS-FG	1:10.43 AAA
33.80 36.63		
3 Badell, Eugenia	10 NMST-FG	1:16.13 AA
36.85 39.28		
4 Robertson, Emily R	10 CSSC-FG	1:17.32 AA
36.82 40.50		
5 Lopez-Diaz, Emily	10 YBC-FG	1:17.74 A
37.63 40.11		
6 Troccoli, Isa M	10 SUN-FG	1:18.14 A
36.96 41.18		
7 Chinogwenya, Nakai S	10 SF-FG	1:19.01 A
38.39 40.62		
8 Dinehart, Elena S	10 AKS-FG	1:19.79 A
38.14 41.65		
9 James, Madi G	10 BGS-FG	1:20.15 A
38.84 41.31		
10 Armbruster, Kaitlyn P	10 CSSC-FG	1:21.78 FGJO
38.22 43.56		
11 Bellardi, Nicole A	10 AZFL-FG	1:22.02 FGJO
40.83 41.19		
12 Smutny, Maddie R	9 AKS-FG	1:22.13 FGJO
39.74 42.39		
13 Collie, Samantha	10 AZFL-FG	1:23.21 BB
39.66 43.55		
14 Gonzalez, Paola I	9 UN-FG-FG	1:23.94 BB
41.19 42.75		
15 Levin, Rebeca	10 SF-FG	1:24.67 BB
39.90 44.77		
16 Sorunmu, Maya A	9 SF-FG	1:24.84 BB
41.22 43.62		
17 Chandler, Eliza J	9 MS-FG	1:25.35 BB
41.62 43.73		
18 Kennedy, Lauren N	9 SF-FG	1:26.28 BB
43.27 43.01		
19 Levin, Sara	8 SF-FG	1:27.17 BB
42.05 45.12		
20 Baucells, Angelina	9 BGS-FG	1:27.65 BB
42.82 44.83		



2015 Coral Springs Open Invitational-CSSC-051615, S#: FGI051615CSSC-B-1

Coral Springs Aquatic Complex

Results

(Event 13 Girls 10 & Under 100 LC Meter Freestyle)

Name	Age	Team	Finals Time	
21 Olson, Elisabeth G	10	CSSC-FG	1:29.07	BB
42.06	47.01			
22 Udell, Stephanie R	9	AZFL-FG	1:29.30	BB
44.24	45.06			
23 Vazquez-Quiroga, Leire	9	MWA-FG	1:29.66	BB
42.10	47.56			
24 Nieto, Bianca G	8	UN-FG-FG	1:30.36	BB
42.25	48.11			
25 Sanchez-Tembleque, Carmen	10	MBS-FG	1:30.62	BB
26 Ward, Payton A	10	CSSC-FG	1:31.03	BB
41.49	49.54			
27 McCormick, Riley E	10	CSSC-FG	1:31.17	BB
43.11	48.06			
28 Wells, Hailey I	10	CSSC-FG	1:31.77	BB
43.79	47.98			
29 Banks, Brooklyn	10	SF-FG	1:31.86	BB
30 Ruggiere, Kai K	10	SAS-FG	1:32.45	B
42.52	49.93			
31 Cope, Rosie Q	8	BGS-FG	1:33.86	B
43.59	50.27			
32 Palacios, Nicole	10	CSSC-FG	1:34.42	B
44.42	50.00			
33 Goldstein, Joey M	10	UN-FG-FG	1:34.78	B
42.53	52.25			
34 Meyer, Camryn E	8	CSSC-FG	1:35.29	B
46.26	49.03			
35 Alsup, Evelyn R	9	MBS-FG	1:36.62	B
46.06	50.56			
36 Kanter, Ava	9	SF-FG	1:37.26	B
45.51	51.75			
37 Sanford, Charlie L	10	HAT-FG	1:40.18	B
45.66	54.52			
38 Mirones, Cecilia	9	SUN-FG	1:40.49	B
39 Tauzer, Sarah A	9	CSSC-FG	1:40.83	B
45.96	54.87			
40 Sosa, Ariana	9	SF-FG	1:41.33	B
46.03	55.30			
41 Moreno, Sofia	8	UN-FG-FG	1:42.28	B
47.99	54.29			
42 Rosano, Anaveronica	9	UN-FG-FG	1:42.86	B
43 Bonney, Mackenna	8	CSSC-FG	1:43.35	
49.25	54.10			
44 Schleicher, Carleigh M	9	SUN-FG	1:43.44	
55.12	48.32			
45 Olmo, Charlotte	8	UN-FG-FG	1:44.27	
49.94	54.33			
46 Acebo, Gabi O	10	BGS-FG	1:44.29	
50.17	54.12			
47 Macedo, Nicole	8	UN-FG-FG	1:44.47	
49.65	54.82			

48 Becherucci, Nicole	9	YBC-FG	1:47.36
48.89	58.47		
49 Gedeon, Anais	7	NMST-FG	1:48.62
53.98	54.64		
50 Chacon, Emiliana	8	UN-FG-FG	1:51.53
53.02	58.51		
51 Bonasera, Kaitlyn R	9	CSSC-FG	1:51.66
53.72	57.94		
52 Cardenas, Isabella E	8	CSSC-FG	1:53.09
51.60	1:01.49		
53 Calla, Gabriella G	9	YBC-FG	1:55.62
53.80	1:01.82		
54 Renaud, Eva	10	SF-FG	1:56.44
56.03	1:00.41		
55 Butler, Brooke M	9	CSSC-FG	1:58.17
54.35	1:03.82		
56 Didovic, Kayleigh	8	CSSC-FG	1:58.46
54.12	1:04.34		
57 Zaparegos, Stamatia	8	BRST-FG	1:58.52
54.54	1:03.98		
58 Tuyo, Alexis K	10	CSSC-FG	2:10.53
54.59	1:15.94		
59 Wiesing, Malia N	9	CSSC-FG	2:28.37
1:06.13	1:22.24		
--- Suarez, Rhanian G	8	CSSC-FG	NS
--- Marino, Yazmin A	10	YBC-FG	NS
--- Gersper, Aspen J	9	SAS-FG	NS

Event 14 Boys 10 & Under 100 LC Meter Freestyle

FGC Open Rec: 1:04.15 6/25/2009 Jackson DeFore

FGC Record: 1:05.17 7/16/2010 Alberto Gomez

1:09.99 AAAA

1:13.39 AAA

1:16.89 AA


1:20.39 A

1:24.39 FGJO

1:30.89 BB

1:41.29 B

Name	Age	Team	Finals Time	
1 Winkler, Kaii L	9	FLA-FG	1:06.10	AAAA
31.47	34.63			
2 Winkler, Finn	10	FLA-FG	1:07.28	AAAA
31.96	35.32			
3 Echeumuna, Luca A	9	AZFL-FG	1:13.55	AA
36.26	37.29			
4 Uglanov, Ivan	10	HAT-FG	1:13.98	AA
36.81	37.17			
5 Dulieu, Diego R	10	AZFL-FG	1:17.61	A
37.78	39.83			
6 Gonzalez, George G	7	UN-FG-FG	1:18.76	A
37.88	40.88			




2015 Coral Springs Open Invitational-CSSC-051615, S#: FGI051615CSSC-B-1

Coral Springs Aquatic Complex

Results

(Event 14 Boys 10 & Under 100 LC Meter Freestyle)

Name	Age	Team	Finals Time					
7 Touya, Fabrice	10	BGS-FG	1:21.48	FGJO	32 Barreto, Joshua	7	NMST-FG	1:45.37
38.90	42.58				48.18	57.19		
8 Rivas, Fabio A	9	HSC-FG	1:22.48	FGJO	33 Choque, Thomas A	8	MBS-FG	1:45.59
38.69	43.79				46.29	59.30		
9 Carbone, Santiago A	10	NMST-FG	1:23.40	FGJO	34 Tan, Matthew W	9	CSSC-FG	1:50.09
39.69	43.71				48.62	1:01.47		
10 Belezny, Andrew	10	SAS-FG	1:23.45	FGJO	35 Ros, Daniel	10	SF-FG	1:50.30
40.48	42.97				51.00	59.30		
11 Gomez, Lautaro	10	MBS-FG	1:24.66	BB	36 D'Avi, Thomas J	9	YBC-FG	1:50.66
41.06	43.60				52.63	58.03		
12 Hau, Christopher	10	SF-FG	1:24.91	BB	37 Williams, Gavin G	10	CSSC-FG	1:56.59
40.59	44.32				38 Livsey, Brooks M	8	YBC-FG	2:02.10
13 Kustin, Quinn H	10	HAT-FG	1:26.42	BB	58.79	1:03.31		
41.12	45.30				39 NG, Evan	9	CSSC-FG	2:03.00
14 Pokatragool, Pete	10	CSSC-FG	1:27.13	BB	57.36	1:05.64		
41.75	45.38				40 Caldeira de Andrada, Leonard	10	UN-FG-FG	2:03.81
15 Kim, Stephen	9	YBC-FG	1:27.72	BB	56.59	1:07.22		
43.81	43.91				41 Remer, Victor L	9	CSSC-FG	2:04.20
16 Reta, Ethan R	10	MBS-FG	1:27.85	BB	54.82	1:09.38		
43.37	44.48				42 Harron De Montaderin, Eader	6	MBS-FG	2:04.47
17 Baltodano, Michael A	9	MBS-FG	1:29.04	BB	57.14	1:07.33		
41.91	47.13				43 Quispe, Steve	10	CSSC-FG	2:05.34
18 Bailey, Lucas A	8	SAS-FG	1:30.39	BB	57.24	1:08.10		
42.71	47.68				44 Jouault, Samuel	10	UN-FG-FG	2:06.44
19 Ruf, Justin T	10	CSSC-FG	1:30.55	BB	45 Martin, RJ J	10	CSSC-FG	2:07.19
44.01	46.54				59.04	1:08.15		
20 Aguirre, Jorge A	10	SF-FG	1:31.98	B	46 Piacente, Alexander	9	CSSC-FG	2:09.53
44.06	47.92				47 Remer, Henry J	8	CSSC-FG	2:14.92
21 Rilo, Ares A	7	SUN-FG	1:34.15	B	1:01.41	1:13.51		
45.43	48.72				48 Stouffer, Michael A	10	CSSC-FG	2:15.60
22 Guerrero, Fabio	9	UN-FG-FG	1:34.52	B	1:03.21	1:12.39		
44.90	49.62				49 Shearer, Mateo	9	SUN-FG	2:19.19
23 Cayetano, Benjamin D	10	YBC-FG	1:36.26	B	50 Billings, Alex M	10	CSSC-FG	2:24.15
44.91	51.35				51 Alapati, Rohan	8	CSSC-FG	2:29.33
24 Fermin, Tomas E	9	MBS-FG	1:39.23	B	--- Bueno, Brandon	9	UN-FG-FG	NS
48.59	50.64				--- Savino, Sebastian M	9	CSSC-FG	NS
25 Hau, Derek	7	SF-FG	1:39.79	B	--- Burgos, Jonathan	10	UN-FG-FG	NS
47.02	52.77				--- DeBlasis, Jordan N	10	SF-FG	NS
26 Reus, Julius A	8	MBS-FG	1:40.19	B	--- Armbruster, Tyler K	8	CSSC-FG	NS
46.45	53.74				--- McCracken, Ben L	9	CSSC-FG	NS
27 Johnson, Marcus K	9	BRST-FG	1:40.76	B	--- Opperman, Rafael M	10	CSSC-FG	NS
48.37	52.39							
28 Leon, Leonardo	10	UN-FG-FG	1:41.00	B				
45.42	55.58							
29 Frantsevskiy, Egor	9	CSSC-FG	1:43.79					
49.57	54.22							
30 Livsey, Grant	10	YBC-FG	1:44.20					
49.34	54.86							
31 Moreno, Diego	10	UN-FG-FG	1:44.69					
50.92	53.77							



2015 Coral Springs Open Invitational-CSSC-051615, S#: FGI051615CSSC-B-1

Coral Springs Aquatic Complex


Results

Event 15 Girls 11-12 100 LC Meter Freestyle

FGC Open Rec: 59.80 7/20/2006 Lauren Driscoll
 FGC Record: 59.04 7/29/2014 Andrea Santander
 1:03.79 AAAA
 1:06.79 AAA
 1:09.89 AA
 1:12.89 A
 1:14.89 FGJO
 1:18.99 BB
 1:24.99 B

Name	Age	Team	Finals Time	
1 Acosta, Claudia	12	HSC-FG	1:03.54	AAAA
31.02	32.52			
2 Banks, Gabrianna C	12	HAT-FG	1:05.00	AAA
32.10	32.90			
3 Kasperski, Anna	12	CSSC-FG	1:08.32	AA
32.89	35.43			
4 Trodick, Samantha	12	SUN-FG	1:08.35	AA
33.13	35.22			
5 Bannister, Lalaie D	11	SUN-FG	1:08.97	AA
33.52	35.45			
6 Gooding, Adriana	11	AZFL-FG	1:09.44	AA
33.10	36.34			
7 Kauffman, Ruthie A	12	NMST-FG	1:09.78	AA
33.79	35.99			
8 Iglesias, Lily	11	MS-FG	1:10.76	A
32.92	37.84			
9 Gonzalez, Chloe	12	MBS-FG	1:11.36	A
34.34	37.02			
10 Pizano, Juliet	12	MBS-FG	1:11.40	A
34.73	36.67			
11 Backer, Taylor R	12	AKS-FG	1:11.77	A
34.19	37.58			
12 Gonzalez, Shannelle	12	HSC-FG	1:11.81	A
33.65	38.16			
13 Garcia, Giuliaanna	11	CSSC-FG	1:11.85	A
34.97	36.88			
14 Castillo, Gabi N	12	BRST-FG	1:12.16	A
35.65	36.51			
15 Deybach, Stephanie	12	MBS-FG	1:12.42	A
34.97	37.45			
16 Schleicher, Mallory K	11	SUN-FG	1:12.70	A
36.53	36.17			
17 Smutny, Lucy D	12	AKS-FG	1:13.57	FGJO
34.66	38.91			
18 Amon, Kayla	11	YBC-FG	1:14.07	FGJO
35.82	38.25			
19 Belezny, Flora	12	SAS-FG	1:14.50	FGJO
35.61	38.89			
20 Chandler, Ava C	12	MS-FG	1:14.61	FGJO
35.22	39.39			

21 Molina, Gabriela G	11	AKS-FG	1:14.96	BB
36.07	38.89			
22 Deo, Alana E	11	AKS-FG	1:15.15	BB
35.58	39.57			
23 Udell, Caroline M	11	AZFL-FG	1:15.41	BB
36.10	39.31			
24 Mason, Olivia C	12	CSSC-FG	1:15.42	BB
34.99	40.43			
25 Schimansky, Sarah A	12	CSSC-FG	1:15.62	BB
35.72	39.90			
26 Montesinos, Melinda M	11	AZFL-FG	1:15.78	BB
36.62	39.16			
27 Nordheim, Caroline K	12	SAS-FG	1:15.86	BB
35.74	40.12			
28 Gomez, Camila	12	MBS-FG	1:15.98	BB
36.59	39.39			
29 Wang, Cindy	12	AKS-FG	1:16.76	BB
37.82	38.94			
30 Vazquez-Quiroga, Alesia	11	MWA-FG	1:16.78	BB
37.50	39.28			
31 Avellaneda, Sofia R	11	SUN-FG	1:17.43	BB
36.68	40.75			
*32 Vazquez, Jennifer	11	HSC-FG	1:17.68	BB
37.77	39.91			
*32 Fors, Helen	11	HSC-FG	1:17.68	BB
38.04	39.64			
34 Vatinelle, Maia A	12	AKS-FG	1:17.88	BB
36.78	41.10			
35 Lesentier, Jacqueline	12	NMST-FG	1:18.00	BB
36.70	41.30			
36 Barraque, Toscane	12	AKS-FG	1:18.21	BB
36.21	42.00			
37 Martinez-Bruno, Victoria B	12	YBC-FG	1:19.00	B
37.13	41.87			
38 Gonzalez, Nora	11	UN-FG-FG	1:20.41	B
37.57	42.84			
39 Kennedy, Kaycie M	11	SF-FG	1:20.46	B
41.02	39.44			
40 Nieto, Antonella	11	UN-FG-FG	1:20.78	B
37.32	43.46			
41 Conrad, Hayley B	12	CSSC-FG	1:21.63	B
39.75	41.88			
42 Landron, Victoria A	11	SUN-FG	1:21.81	B
40.07	41.74			
43 Swicegood, Lauren J	11	BGS-FG	1:21.88	B
40.63	41.25			
44 Saunders, Helen	12	AZFL-FG	1:22.70	B
38.82	43.88			
45 Burgos, Maria A	12	YBC-FG	1:22.96	B
39.66	43.30			
46 Nagy, Ashley J	11	CSSC-FG	1:23.08	B
39.95	43.13			



2015 Coral Springs Open Invitational-CSSC-051615, S#: FGI051615CSSC-B-1

Coral Springs Aquatic Complex

Results

(Event 15 Girls 11-12 100 LC Meter Freestyle)


Name	Age	Team	Finals Time	
47 Gomez, Abigail M	12	SUN-FG	1:23.11	B
40.00	43.11			
48 Mclean, Devon W	11	BRST-FG	1:23.14	B
39.45	43.69			
49 Lamb, Hanna R	11	SUN-FG	1:23.49	B
40.68	42.81			
50 Candido, Amber L	11	CSSC-FG	1:23.79	B
40.25	43.54			
51 Ruiz, Alexandra	12	YBC-FG	1:23.87	B
40.57	43.30			
52 Shearer, Anabela	11	SUN-FG	1:23.95	B
41.11	42.84			
53 Alfonso, Ashley M	11	AKS-FG	1:24.32	B
39.44	44.88			
54 Barrios, Sofia	11	CSSC-FG	1:24.52	B
41.22	43.30			
55 Gandolfo, Krystal	11	MBS-FG	1:24.71	B
39.35	45.36			
56 Leon, Valerie L	12	SF-FG	1:24.72	B
40.58	44.14			
57 Herne, Maria	12	YBC-FG	1:24.81	B
41.50	43.31			
58 Longman, Noa S	11	NMST-FG	1:24.94	B
38.76	46.18			
59 Leon, Angie	12	YBC-FG	1:26.38	
42.39	43.99			
60 Ros, Penelope	12	BGS-FG	1:26.41	
40.16	46.25			
61 Eilers, Morgan D	11	MWA-FG	1:26.71	
43.40	43.31			
62 Ferraro, Sophia	11	MWA-FG	1:26.91	
43.79	43.12			
63 Sweet, Claire-Michelle M	12	YBC-FG	1:27.56	
40.91	46.65			
64 Lalor, Kayleigh E	12	CSSC-FG	1:27.72	
41.87	45.85			
65 Hemmerde, Antonela	12	MBS-FG	1:28.69	
42.02	46.67			
66 Wiebe, Olivia M	11	SF-FG	1:29.82	
42.19	47.63			
67 Arteaga, Annabelle	12	MWA-FG	1:30.42	
43.51	46.91			
68 Suglio, Lauren N	11	CSSC-FG	1:30.45	
43.67	46.78			
69 Camacho, Juliana	11	YBC-FG	1:31.04	
43.43	47.61			
70 Pinilla, Kelly M	11	CSSC-FG	1:32.44	
43.71	48.73			
71 Laplant, Sara E	11	CSSC-FG	1:33.39	
43.98	49.41			

72 Gould, Grace K	11	YBC-FG	1:35.17
43.02	52.15		
73 Genz, Gabriella M	12	BRST-FG	1:35.48
46.50	48.98		
74 Sosa, Arizel	11	SF-FG	1:37.65
44.08	53.57		
75 Torres, Ciara	12	UN-FG-FG	1:37.76
44.55	53.21		
76 Suglio, Melanie L	11	CSSC-FG	1:40.68
49.11	51.57		
77 Zimberg, Tara A	11	SAS-FG	1:43.68
47.14	56.54		
78 Andino, Fernanda	11	CSSC-FG	1:46.24
51.81	54.43		
79 Bohm, Haley	11	CSSC-FG	1:46.69
48.91	57.78		
80 McGee, Lily A	11	CSSC-FG	1:50.28
51.19	59.09		
81 Ros, Alessandra	11	BGS-FG	1:52.05
53.44	58.61		
82 Zaparegos, Eireni	11	BRST-FG	1:52.46
52.84	59.62		
83 Fiffe, Chloe	12	UN-FG-FG	1:55.00
52.03	1:02.97		
--- Murphy, Georgia K	12	MS-FG	NS
--- Nguyen, Alexis	11	SAS-FG	NS
--- Silva, Lauren E	11	MS-FG	NS
--- Materia, Baylee R	12	FLA-FG	NS
--- Martin, Kaya E	12	MBS-FG	NS
--- Cardozo, Gabby	11	CSSC-FG	NS
--- Abreu, Kiki	11	YBC-FG	NS
--- Brown Chewning, Olivia G	11	YBC-FG	NS

Event 16 Boys 11-12 100 LC Meter Freestyle

FGC Open Rec:	56.65	7/15/2011	Julien Pinon
FGC Record:	56.65	7/15/2011	Julien Pinon
	1:01.69	AAAA	
	1:04.59	AAA	
	1:07.49	AA	
	1:10.49	A	
	1:12.49	FGJO	
	1:16.29	BB	
	1:22.19	B	

Name	Age	Team	Finals Time	
1 Gonzalez, David A	12	AZFL-FG	1:04.91	AA
31.32	33.59			
2 Marks, Connor M	12	CSSC-FG	1:05.65	AA
31.31	34.34			
3 Tarafa, Matthew A	11	HSC-FG	1:06.17	AA
31.33	34.84			
4 Quijada, Daniel	12	HSC-FG	1:06.38	AA
31.78	34.60			



2015 Coral Springs Open Invitational-CSSC-051615, S#: FGI051615CSSC-B-1

Coral Springs Aquatic Complex


Results

(Event 16 Boys 11-12 100 LC Meter Freestyle)

Name	Age	Team	Finals Time						
5 D'Avi, Jack	12	YBC-FG	1:06.88	AA	30 Reveron, Daniel A	11	NMST-FG	1:19.39	B
32.40	34.48				38.10	41.29			
6 Martinez, AJ	11	NMST-FG	1:08.51	A	31 Kustin, Jakob G	12	HAT-FG	1:20.63	B
32.90	35.61				37.52	43.11			
7 Valdes, Victor M	11	HSC-FG	1:08.78	A	32 Bagiotti, Jon M	11	YBC-FG	1:22.00	B
33.01	35.77				39.08	42.92			
8 Roach, Ethan M	12	SAS-FG	1:09.03	A	33 Gomez del Campo, Benji	12	MWA-FG	1:23.12	
33.24	35.79				38.70	44.42			
9 Cortez, Luis E	12	HAT-FG	1:09.05	A	34 Rivero, Juancamilo	12	HSC-FG	1:24.60	
33.18	35.87				41.45	43.15			
10 Chin, Cody C	12	CSSC-FG	1:09.49	A	35 Sam, Michael	11	UN-FG-FG	1:25.24	
33.73	35.76				40.92	44.32			
11 Forman, Andrew K	12	HAT-FG	1:09.73	A	36 Schwartz, Benjamin E	12	SAS-FG	1:25.83	
32.63	37.10				40.50	45.33			
12 Sosa, Michael J	12	HSC-FG	1:09.83	A	37 Rosales, Diego	11	YBC-FG	1:26.09	
34.07	35.76				40.48	45.61			
13 Gonzalez, Brian N	11	CSSC-FG	1:10.22	A	38 Yaremenko, Alexander	11	HAT-FG	1:28.35	
34.07	36.15				42.38	45.97			
14 Vasilyev, Nikolay	12	HAT-FG	1:10.46	A	39 Louis-Jeune, Darion J	11	CSSC-FG	1:28.53	
32.91	37.55				41.06	47.47			
15 Valdivia, Dylan D	12	MS-FG	1:11.18	FGJO	40 Schenquerman, Leandro	11	YBC-FG	1:28.63	
34.26	36.92				40.06	48.57			
16 Scarlett, Jayden E	12	HAT-FG	1:11.90	FGJO	41 Zamojski, Robert	11	FLA-FG	1:28.99	
34.07	37.83				40.95	48.04			
17 Watson, Daniel S	12	HAT-FG	1:12.05	FGJO	42 Sorunmu, Elijah M	12	SF-FG	1:30.39	
34.68	37.37				40.80	49.59			
18 Lesentier, Luca	11	NMST-FG	1:12.31	FGJO	43 Sola, Matthew M	11	BGS-FG	1:31.06	
35.11	37.20				41.44	49.62			
19 Marrero, Javier	12	BGS-FG	1:15.10	BB	44 Adams, Blake	12	YBC-FG	1:31.32	
35.35	39.75				43.84	47.48			
20 Hategan, Darien O	12	YBC-FG	1:15.14	BB	45 Ortiz III, William	11	YBC-FG	1:32.89	
35.74	39.40				43.93	48.96			
21 McCracken, Ian B	12	CSSC-FG	1:15.19	BB	46 Tamaroff, Alec R	12	SF-FG	1:32.99	
36.07	39.12				43.36	49.63			
22 Quijada, Samuel E	12	HSC-FG	1:16.11	BB	47 Brander, Ryan J	11	CSSC-FG	1:33.53	
36.70	39.41				43.63	49.90			
23 Mandava, Yeshwanth	12	YBC-FG	1:16.46	B	48 Zamojski, Arthur	11	FLA-FG	1:33.99	
38.14	38.32				44.01	49.98			
24 Tamaroff, Jared I	12	SF-FG	1:16.74	B	49 Malaver, Joseph	11	UN-FG-FG	1:35.70	
37.58	39.16				50 Bezerra, Joseph H	12	CSSC-FG	1:38.09	
25 Gomez, Javier E	11	MS-FG	1:16.88	B	45.44	52.65			
36.32	40.56				51 Garcia, Cristian C	11	CSSC-FG	1:39.05	
26 Tamaroff, Dylan M	12	SF-FG	1:17.29	B	52 Unsworth, Logan T	11	CSSC-FG	1:43.55	
36.50	40.79				53 Aversa, Harris	11	SF-FG	1:46.15	
27 Nguyen, Ricky	12	BGS-FG	1:18.48	B	48.42	57.73			
35.54	42.94				54 Vazquez, Leo	11	CSSC-FG	2:03.11	
28 Mauriello, Bruno	12	UN-FG-FG	1:18.54	B	57.81	1:05.30			
37.93	40.61				55 Williams, Christian C	12	CSSC-FG	2:09.50	
29 Rummel, Jack A	12	CSSC-FG	1:19.00	B	55.14	1:14.36			
37.30	41.70				---				
					Assael, Alejandro	12	AZFL-FG	NS	

					Monastirsky, Daniel	12	NMST-FG	NS	

					Shikhaleev, Misha	11	CSSC-FG	NS	



2015 Coral Springs Open Invitational-CSSC-051615, S#: FGI051615CSSC-B-1

Coral Springs Aquatic Complex

Results

(Event 16 Boys 11-12 100 LC Meter Freestyle)

Name	Age Team	Finals Time
--- Johnston, Owen	11 YBC-FG	NS

Event 17 Girls 13-14 100 LC Meter Freestyle

FGC Open Rec: 56.62 3/19/2009 Lindsey McKnight

FGC Record: 56.62 3/19/2009 Lindsey McKnight

1:00.99 13-14 AAAA

1:03.89 13-14 AAA

1:06.79 13-14 AA

1:06.79 13-14 FGJO

1:09.69 13-14 A

1:15.49 13-14 BB

1:21.29 13-14 B


Name	Age Team	Finals Time	
1 Smutny, Mary S	14 AKS-FG	1:01.40	AAA
2 Jerew, Hailey R	14 AKS-FG	1:02.74	AAA
3 Williams, Allora P	14 SF-FG	1:03.45	AAA
4 Botting, Rachel E	13 CSSC-FG	1:03.95	AA
5 Virgin, Hannah E	14 CSSC-FG	1:04.06	AA
6 Bencie, Gwen E	14 BEST-FG	1:04.76	AA
7 Schain, Maddy L	13 AKS-FG	1:05.36	AA
8 Fernandez, Gabriela I	14 HSC-FG	1:05.71	AA
9 Torres, Pamela	14 AKS-FG	1:06.49	AA
10 Thomas, Cameron N	13 SF-FG	1:06.51	AA
*11 Grabow, Chloe L	14 HAT-FG	1:06.74	AA
*11 Kim, Daniela	14 YBC-FG	1:06.74	AA
13 Tran, Stephanie	14 SUN-FG	1:07.79	A
14 Homes, Andrea	14 YBC-FG	1:07.96	A
15 Koch, Ellie	13 YBC-FG	1:08.22	A
16 Seto, Tiffany	14 SF-FG	1:08.32	A
17 Abovitz, Zoe C	14 AZFL-FG	1:08.41	A
18 Pierce, Jordanna K	14 BGS-FG	1:08.88	A
19 Sola, Sophia B	14 BGS-FG	1:08.94	A
20 Noyola, Lauren E	14 CSSC-FG	1:09.06	A
21 Korb, Gaby C	13 SAS-FG	1:09.15	A
22 Ballestas, Emma V	14 MS-FG	1:09.34	A
23 Davis, Mary	13 AKS-FG	1:09.41	A
24 Glanzman, Naomi R	13 BRST-FG	1:09.63	A
25 Capalbo, Solana B	13 AZFL-FG	1:09.98	BB
26 Mason, Julie E	14 CSSC-FG	1:10.02	BB
27 Udell, Olivia F	13 AZFL-FG	1:10.24	BB
28 Aponte, Madison E	14 AZFL-FG	1:10.51	BB
29 Beleznyay, Maya	13 SAS-FG	1:10.57	BB
30 Mirabal, Nora	13 UN-FG-FG	1:11.27	BB
31 Modrak, Allyson	14 YBC-FG	1:11.53	BB
32 MacKenzie-Lawrence, Mikae	14 YBC-FG	1:11.90	BB
33 Riley, Elizabeth M	13 YBC-FG	1:12.30	BB
34 Kleiban, Giselle E	13 UN-FG-FG	1:12.65	BB
35 Amon, Ashlynn	14 YBC-FG	1:12.79	BB
36 Cordoba, Brooke A	13 CSSC-FG	1:12.84	BB
37 Reta, Oriana A	13 MBS-FG	1:13.24	BB

38 Kanter, Rebecca	14 SF-FG	1:13.47	BB
39 Parsons, Camila	13 CSSC-FG	1:13.93	BB
40 Bremer, Victoria M	13 BRST-FG	1:13.97	BB
41 Benguria, Daniela	14 HSC-FG	1:15.40	BB
42 Berday, Sophie L	13 FLA-FG	1:16.69	B
43 Feiler, Sarah N	14 BGS-FG	1:18.16	B
44 Agüero, Juliette	14 UN-FG-FG	1:18.21	B
45 Borges, Gaby S	14 AKS-FG	1:18.28	B
46 Camacho, Jacqueline	13 YBC-FG	1:18.32	B
47 Kean, Carolyn G	13 SUN-FG	1:18.99	B
48 Annis, Jamie R	13 HAT-FG	1:19.14	B
49 Garcia, Madelyne D	13 CSSC-FG	1:19.22	B
50 Cayetano, Isabella A	13 YBC-FG	1:19.74	B
51 Garcia, Gabi A	13 BGS-FG	1:19.78	B
52 Girish, Riya	13 YBC-FG	1:21.03	B
53 Viner, Sophia J	13 CSSC-FG	1:21.33	
54 Gatlin, Julianna V	13 CSSC-FG	1:21.82	
55 Keeney, Samantha J	13 FLA-FG	1:22.69	
56 Florez-Granel, Mariana	13 AZFL-FG	1:24.54	
57 Graci, Serena	13 BRST-FG	1:29.56	
58 Motorwala, Sana	13 BGS-FG	1:30.58	
--- Amador, Maresa	14 UN-FG-FG	NS	
--- Valqui, Nicolle A	13 CSSC-FG	NS	

Event 17 Girls 15 & Over 100 LC Meter Freestyle

FGC Record: 58.96 5/16/2015 Maggie MacNeil

Name	Age Team	Finals Time
1 MacNeil, Maggie	15 LAC-ZZ	58.96
2 Braga, Luisa	16 UN-FG-FG	1:00.59
3 Robinson, Aitana	17 LAC-ZZ	1:00.96
4 Cicienia, Angela	20 AZFL-FG	1:01.33
5 Dodge, Katelyn M	21 BRST-FG	1:01.38
6 Cooper, Catharine A	15 CSSC-FG	1:01.42
7 Wang, Sabrina	16 LAC-ZZ	1:02.63
8 Wong, Ellie	15 LAC-ZZ	1:02.93
9 Valls, Kyla S	16 MS-FG	1:03.01
10 Brannan, Marissa N	15 HAT-FG	1:03.17
11 Langham, Menley	15 LAC-ZZ	1:03.24
12 Van Den Berg, Andrea C	16 AZFL-FG	1:03.54
13 Blackwin, Cassidy T	17 SAS-FG	1:03.58
14 Stewart, Courtney W	17 BEST-FG	1:03.68
15 Squartino, Geena	19 SF-FG	1:04.90
16 Sauer, Lindsey N	18 CSSC-FG	1:05.11
17 Digulla, Megan G	20 BRST-FG	1:05.20
18 Valls, Annie C	18 MS-FG	1:05.65
19 Cordes, Hannah Q	15 MS-FG	1:05.83
20 McCartin, CJ J	17 SAS-FG	1:06.60
21 Mullen, Marin E	17 SAS-FG	1:06.88
22 Reuter, Megan B	19 BRST-FG	1:06.89
23 Sanchez, Paloma	15 MS-FG	1:06.98
24 Peralta, Renata	16 MS-FG	1:06.99
25 Belcik, Bridget A	19 BRST-FG	1:07.03



2015 Coral Springs Open Invitational-CSSC-051615, S#: FGI051615CSSC-B-1

Coral Springs Aquatic Complex

Results

(Event 17 Girls 15 & Over 100 LC Meter Freestyle)

Name	Age	Team	Finals Time
26 Creighton, Kaley C	17	BRST-FG	1:07.08
27 Fajardo, Dominique	15	CSSC-FG	1:07.30
28 Bucaro, Sarah M	15	AZFL-FG	1:07.35
29 Maginley, Aliah M	17	AZFL-FG	1:07.47
30 Manganiello, Lindsay E	17	AKS-FG	1:07.50
31 Puia, Emily R	15	CSSC-FG	1:07.85
32 Grabow, Jade L	16	HAT-FG	1:08.29
33 Ledgin, Autumn R	18	SAS-FG	1:08.30
34 Anthony, Larissa N	15	BRST-FG	1:08.61
35 Newcomb, Kaleigh M	18	AKS-FG	1:08.76
36 Chiarella, Daria A	16	CSSC-FG	1:09.89
37 Johnson, Hayley C	16	BRST-FG	1:10.34
38 Lea, Rachel A	15	SUN-FG	1:10.84
39 Dangond, Manuela M	15	MS-FG	1:11.19
40 Giordano, Sophie M	16	MS-FG	1:11.28
41 Adames, Camille	15	CSSC-FG	1:11.56
42 Suzuki, Luisa A	15	CSSC-FG	1:11.64
43 Sauer, Kristin A	16	CSSC-FG	1:12.09
*44 Wilkie, JJ J	16	YBC-FG	1:13.92
*44 Ruiz, Flavia L	16	YBC-FG	1:13.92
46 Alonso, Jimena	15	SAS-FG	1:13.93
47 Payne, Hanna J	18	MS-FG	1:15.34
48 Martinez, Lexi	16	NMST-FG	1:18.95
49 Bagjotti, Julianne M	15	YBC-FG	1:19.43
50 Bérubés8sb7sm8, Camille	19	GO-ZZ	1:23.01
51 Castedo, Petra	15	FLA-FG	1:23.92
52 Echeverria, Tasha	15	AZFL-FG	1:27.50
53 Friedland, Sabrina L	18	YBC-FG	1:41.79
--- Gautieri, Nicole R	18	CSSC-FG	NS
--- Cordes, Cathryn L	17	MS-FG	NS
--- Grussmark, Camryn J	16	MS-FG	NS
--- Goodwin, Darby E	18	SAS-FG	NS
--- Iskandarani, Maya I	16	MS-FG	NS
--- Yribarren, Alexis B	16	BRST-FG	NS
--- Alemany, Isabella	15	YBC-FG	NS

Event 18 Boys 13-14 100 LC Meter Freestyle

FGC Open Rec: 51.30 3/13/2014 Michael Andrew

FGC Record: 53.50 7/28/2009 Daniel Spas

57.19 13-14 AAAA

59.89 13-14 AAA

1:02.59 13-14 AA

1:05.29 13-14 A


1:05.29 13-14 FGJO

1:10.79 13-14 BB

1:16.19 13-14 B

Name	Age	Team	Finals Time
1 Rodriguez, Aaron J	13	HSC-FG	57.89 AAA
2 Rivero, Bryan O	13	HSC-FG	58.86 AAA
3 Matheus, Eric	14	SAS-FG	59.26 AAA

4 Kotikovski, Elvis	13	AZFL-FG	59.74 AAA
5 Rose, Keegan S	14	BGS-FG	1:00.77 AA
6 McKeon, Andres A	13	CSSC-FG	1:01.00 AA
7 Homes, Diego	14	YBC-FG	1:01.11 AA
8 Gil, Drake E	14	BRST-FG	1:01.27 AA
9 Avellaneda, Diego M	14	SUN-FG	1:01.94 AA
10 Deybach, Alex	14	MBS-FG	1:02.16 AA
11 Montejos, Orlando R	13	MS-FG	1:02.49 AA
12 Darias, Teolio	14	UN-FG-FG	1:02.67 A
13 Sanchez, Jake A	14	AKS-FG	1:03.59 A
14 Beron-Vera, Pancho	14	MS-FG	1:03.60 A
15 Banciella, Reid A	13	MS-FG	1:04.08 A
16 Savino, Gianni L	14	CSSC-FG	1:04.17 A
17 Garcia, Andres P	14	UN-FG-FG	1:04.34 A
18 Tortola, Cristian	13	UN-FG-FG	1:05.96 BB
19 Liraz, Tom	14	YBC-FG	1:06.30 BB
20 Peralta, Rene A	14	MS-FG	1:06.32 BB
21 Lugones, Abraham	14	HSC-FG	1:06.41 BB
22 Wilkie, Malcolm S	14	YBC-FG	1:06.72 BB
23 Block, Josh M	14	NMST-FG	1:07.39 BB
24 Suarez, Sabi A	14	CSSC-FG	1:07.64 BB
25 Hall, Zachri M	14	BGS-FG	1:07.90 BB
26 Levit, Eli S	14	FLA-FG	1:08.32 BB
27 Amor, Matthew	13	UN-FG-FG	1:08.46 BB
28 Zhang, Mark	13	AZFL-FG	1:08.69 BB
29 Gallet, James D	14	YBC-FG	1:08.72 BB
30 Pereda, Breixo	13	UN-FG-FG	1:08.91 BB
31 Quesada-Amor, Alexander J	13	UN-FG-FG	1:09.09 BB
32 Brunet, Alejandro	13	SWAT-FG	1:09.44 BB
33 Blanco, David A	13	CSSC-FG	1:09.50 BB
34 Schleicher, Brandon R	14	SUN-FG	1:09.93 BB
35 Miller, Maxwell A	14	YBC-FG	1:10.03 BB
36 Schutz, Brandon D	14	CSSC-FG	1:10.30 BB
37 Reveron, Claudio J	13	NMST-FG	1:10.60 BB
38 Vatinelle, Tomas A	13	AKS-FG	1:10.85 B
39 Irwin, Justin D	14	CSSC-FG	1:10.88 B
*40 Duduyak, Klimentiy V	13	NMST-FG	1:11.44 B
*40 Jaramillo, Lucas	13	AKS-FG	1:11.44 B
42 Michelena, Oscar A	14	SUN-FG	1:11.75 B
43 Hau, Berwyn	13	SF-FG	1:11.94 B
44 Smith, Shawn	13	SF-FG	1:12.26 B
45 De Sousa, Antonio	13	MBS-FG	1:12.76 B
46 Hamilton, Ian D	13	AZFL-FG	1:12.77 B
47 Castro, Bryan A	13	UN-FG-FG	1:13.12 B
48 de la Puente, Andres	13	SAS-FG	1:13.63 B
49 Sanchez, Rafael	14	YBC-FG	1:13.71 B
50 Hebden, Marcus	13	BRST-FG	1:13.84 B
51 Lucas, Jesus M	13	NMST-FG	1:14.00 B
52 Franzino, Patrick J	13	CSSC-FG	1:14.15 B
53 Rafalski, Richard C	14	BRST-FG	1:14.47 B
54 Huang, Zachary	14	CSSC-FG	1:14.49 B
55 Squartino, Salvatore	14	SF-FG	1:14.57 B



2015 Coral Springs Open Invitational-CSSC-051615, S#: FGI051615CSSC-B-1

Coral Springs Aquatic Complex

Results

(Event 18 Boys 13-14 100 LC Meter Freestyle)


Name	Age	Team	Finals Time	
56 Lee, Ian	14	CSSC-FG	1:15.46	B
57 Parraga, Fabrizio D	13	CSSC-FG	1:15.49	B
58 Augier, Lucas	14	UN-FG-FG	1:15.71	B
59 Smith, Shane S	13	SF-FG	1:15.73	B
60 Cuellar, Leonardo	13	SWAT-FG	1:17.67	
61 Wang, Evan N	13	HAT-FG	1:17.80	
62 Conrad, Hayden A	14	CSSC-FG	1:19.36	
63 Borrone, Mario J	13	YBC-FG	1:23.23	
64 Gonzalez, Oscar J	14	SF-FG	1:25.37	
65 McCauley, Rick	14	SUN-FG	1:30.90	
66 Tauzer, Nathan J	13	CSSC-FG	1:31.60	
--- Hernandez, Kalvin S	14	CSSC-FG	NS	
--- Taddonio, Cameron J	14	BRST-FG	NS	
--- Gomez, Bryan	14	UN-FG-FG	NS	
--- Segura, Daniel	13	AZFL-FG	NS	
--- Montanez, Anthony E	13	YBC-FG	NS	
--- Prado, Lorenzo	14	CSSC-FG	NS	
--- Rosales, Patricio	13	YBC-FG	NS	

Event 18 Boys 15 & Over 100 LC Meter Freestyle

FGC Record: 56.08 5/16/2015 Julio A Horrego

Name	Age	Team	Finals Time
1 Le Grand, Jemal E	20	AZFL-FG	53.09
2 Perez, Jhonny J	17	UN-FG-FG	53.49
3 Martinez, Jose A	17	AZFL-FG	53.84
4 Tjon-A-Joe, Raiz G	17	AZFL-FG	54.42
5 Acosta, Marcelo	18	AZFL-FG	54.52
6 Guarente, Marco	18	UN-FG-FG	55.69
7 Horrego, Julio A	16	HSC-FG	56.08
8 Byshnev, Konstantin I	19	BRST-FG	56.57
9 Navarrete, Fernando J	17	YBC-FG	56.64
10 Araya, Esteban	18	UN-FG-FG	56.76
11 Vargas, Sebastian	16	CSSC-FG	56.88
12 Tannhauser, Bobby	17	SAS-FG	57.07
13 Imposimato, Juan	16	YBC-FG	57.63
14 Bermudez, Miguel	18	BGS-FG	57.81
15 Perez, Enrique A	18	AZFL-FG	58.25
16 Ferrara, Nico J	15	CSSC-FG	58.29
17 Vivas, Martin	16	YBC-FG	58.60
18 Payamps, GianCarlo	16	CSSC-FG	58.74
19 Veit, Eric	16	YBC-FG	59.31
20 Nolte, John A	20	BRST-FG	59.78
21 Johnston, Johannes E	21	BRST-FG	59.88
22 Cappa, Dominic	16	LAC-ZZ	59.89
23 Tatton, Kyle V	15	SAS-FG	1:00.24
24 Anzola, Enrique	16	AKS-FG	1:00.54
25 Lobaton Vargas, Daniel	17	AZFL-FG	1:00.58
26 Capalbo, Ivan D	15	AZFL-FG	1:00.96
27 Gonzalez, Alejandro I	15	SWAT-FG	1:01.28
28 Cardozo, Joseph J	16	BGS-FG	1:01.30

29 Fregosi, Carson C	16	SAS-FG	1:01.62
30 Halbich, Storm B	17	SAS-FG	1:01.90
31 Gutierrez, Chris A	16	BGS-FG	1:02.23
32 Cooper, Matthew	16	HAT-FG	1:02.32
33 Tran, Vincent	16	SUN-FG	1:02.61
34 Yamamoto, Henrique A	17	CSSC-FG	1:02.74
35 Sanchez, Alex A	15	MS-FG	1:02.75
*36 Morales, Jorge	15	HSC-FG	1:02.76
*36 Lara, Ronald J	16	SWAT-FG	1:02.76
*38 Gomez, Felipe	21	AZFL-FG	1:03.01
*38 Calle, Santiago	15	SWAT-FG	1:03.01
40 Gomez, Diego	15	YBC-FG	1:03.47
41 Hosfeld, Luiz F	16	CSSC-FG	1:03.61
42 Manrique, Sebas	15	YBC-FG	1:04.67
43 Lundgren, Paul M	15	AKS-FG	1:04.93
44 Oliver, Noah H	16	AKS-FG	1:05.95
45 Hemmerde, Adrian	17	MBS-FG	1:05.98
46 Gonzalez, Carlos A	15	BGS-FG	1:06.28
47 Cuellar, Lemuel J	15	SWAT-FG	1:06.52
48 Touya Jr, Fernand	15	BGS-FG	1:06.68
49 Sheinfeld, Zachary W	16	HAT-FG	1:06.73
50 Costello, Pat M	17	BRST-FG	1:06.79
51 Cordova, Rene	15	YBC-FG	1:06.83
52 Hopkins, Dennis R	16	CSSC-FG	1:08.93
53 Castillo, Nico A	15	BRST-FG	1:09.47
54 Ochoa, Felipe	15	BGS-FG	1:09.76
55 Kain, Alec M	15	SAS-FG	1:11.92
56 Cordova, Samuel	16	YBC-FG	1:12.11
57 Genz, David	15	BRST-FG	1:12.44
58 Turban, Jean Charles	16	AKS-FG	1:44.97
59 Serruya, Uri	20	MBS-FG	1:47.68
60 Carmy, Amit Y	18	YBC-FG	1:59.57
--- Petzold, Julius L	17	MS-FG	NS
--- Sierra, Angel E	26	MS-FG	NS
--- Pigot, Zu Z	18	MS-FG	NS
--- Junghahn, Matias	16	MS-FG	NS
--- Fernandes, Guy G	18	MS-FG	NS
--- Barzola, Umberto S	15	UN-FG-FG	NS
--- Medina, Josten W	15	MS-FG	NS
--- Lupoli, Franco A	21	UN-FG-FG	NS
--- Garber, Joshua E	16	CSSC-FG	NS
--- Heck, Brody J	17	SAS-FG	NS
--- Ossola, Nicolo'	24	UN-FG-FG	NS
--- Pigot, Diguán D	20	MS-FG	NS
--- Saco, Michael B	23	MS-FG	NS
--- Hoost, Irvin	16	MS-FG	NS



2015 Coral Springs Open Invitational-CSSC-051615, S#: FGI051615CSSC-B-1

Coral Springs Aquatic Complex

Results

Event 19 Girls 10 & Under 100 LC Meter Backstroke

FGC Open Rec: 1:13.20 4/25/2008 Tyla Martin

FGC Record: 1:13.20 4/25/2008 Tyla Martin

1:21.29 AAAA

1:25.79 AAA

1:30.29 AA

1:34.79 A

1:36.79 FGJO

1:48.39 BB

2:01.89 B

Name	Age	Team	Finals Time	
1 Montero, Becca	10	AKS-FG	1:26.33	AA
43.46	42.87			
2 Botting, Riley E	10	CSSC-FG	1:29.94	AA
45.71	44.23			
3 Dinehart, Elena S	10	AKS-FG	1:32.20	A
46.24	45.96			
4 Armbruster, Kaitlyn P	10	CSSC-FG	1:33.80	A
44.81	48.99			
5 Lopez-Diaz, Emily	10	YBC-FG	1:35.52	FGJO
47.57	47.95			
6 Smutny, Maddie R	9	AKS-FG	1:36.21	FGJO
46.85	49.36			
7 Rilo, Illari	10	SUN-FG	1:37.44	BB
48.18	49.26			
8 Troccoli, Isa M	10	SUN-FG	1:37.83	BB
50.26	47.57			
9 Holmes, Willow G	10	CSSC-FG	1:41.98	BB
52.29	49.69			
10 Sorunmu, Maya A	9	SF-FG	1:42.11	BB
51.04	51.07			
11 Palacios, Nicole	10	CSSC-FG	1:43.70	BB
50.93	52.77			
12 Chinogwenya, Nakai S	10	SF-FG	1:48.30	BB
53.17	55.13			
13 Ruggiere, Kai K	10	SAS-FG	1:48.77	B
52.96	55.81			
14 Landron, Teresa M	10	SUN-FG	1:50.95	B
55.48	55.47			
15 Tauzer, Sarah A	9	CSSC-FG	1:54.50	B
53.94	1:00.56			
16 Bonney, Mackenna	8	CSSC-FG	2:02.44	
58.84	1:03.60			
17 Sosa, Ariana	9	SF-FG	2:02.52	
18 Levine, Taylor	10	YBC-FG	2:09.35	
1:02.47	1:06.88			
19 Tuyo, Alexis K	10	CSSC-FG	2:14.94	
1:05.44	1:09.50			
20 Butler, Brooke M	9	CSSC-FG	2:26.98	
1:13.53	1:13.45			

---	Wells, Hailey I	10	CSSC-FG	DQ
	Delay initiating turn			
---	Sanchez-Tembleque, Carmen	10	MBS-FG	DQ
	Shoulders past vertical toward breast			
	52.98	56.74		
---	Barnhardt, Rylie D	10	AZFL-FG	NS
---	Renaud, Jade	9	SF-FG	NS
---	Marino, Yazmin A	10	YBC-FG	NS
---	Gersper, Aspen J	9	SAS-FG	NS

Event 20 Boys 10 & Under 100 LC Meter Backstroke

FGC Open Rec: 1:12.17 7/18/2014 Joshua Zuchowski

FGC Record: 1:12.17 7/18/2014 Joshua Zuchowski

1:19.59 AAAA

1:23.59 AAA

1:27.69 AA


1:31.69 A

1:35.69 FGJO

1:43.89 BB

1:56.09 B

Name	Age	Team	Finals Time	
1 Rodriguez, Agustin F	10	HSC-FG	1:21.28	AAA
40.49	40.79			
2 Gonzalez, George G	7	UN-FG-FG	1:33.29	FGJO
45.15	48.14			
3 Musa, Farouk	7	UN-FG-FG	1:37.58	BB
48.22	49.36			
4 Alvarez, Alejandro	10	CSSC-FG	1:39.03	BB
47.95	51.08			
5 Aguirre, Jorge A	10	SF-FG	1:45.99	B
52.64	53.35			
6 Bailey, Lucas A	8	SAS-FG	1:47.80	B
53.35	54.45			
7 Opperman, Lucas M	9	CSSC-FG	2:01.61	
8 Williams, Gavin G	10	CSSC-FG	2:26.06	
1:11.52	1:14.54			
9 Billings, Alex M	10	CSSC-FG	3:23.98	
---	McCracken, Ben L	9	CSSC-FG	DQ
	Multiple strokes			
	55.35	1:06.26		
---	Quispe, Steve	10	CSSC-FG	DQ
	Multiple strokes			
	1:09.17	1:19.10		
---	Livsey, Grant	10	YBC-FG	DQ
	Delay initiating arm pull			
---	Carbone, Santiago A	10	NMST-FG	DQ
	Delay initiating turn			
	50.64	53.56		
---	Leal, Samuel A	10	BGS-FG	DQ
	Not on back off wall			
	45.88	46.91		



2015 Coral Springs Open Invitational-CSSC-051615, S#: FGI051615CSSC-B-1

Coral Springs Aquatic Complex

Results

(Event 20 Boys 10 & Under 100 LC Meter Backstroke)


Name	Age Team	Finals Time
--- Fermin, Tomas E	9 MBS-FG	DQ
Shoulders past vertical toward breast		
1:00.81	1:03.24	

Event 21 Girls 11-12 100 LC Meter Backstroke

FGC Open Rec:	1:07.74	8/3/2004	Carly Smith
FGC Record:	1:07.42	8/1/2006	Lauren Driscoll
	1:11.59	AAAA	
	1:15.49	AAA	
	1:19.39	AA	
	1:23.29	A	
	1:25.29	FGJO	
	1:31.09	BB	
	1:38.89	B	

Name	Age Team	Finals Time
1 Bannister, Lalaie D	11 SUN-FG	1:19.09 AA
38.29	40.80	
2 Fowler, Faith E	11 CSSC-FG	1:19.54 A
39.03	40.51	
3 Trodick, Samantha	12 SUN-FG	1:21.09 A
38.98	42.11	
4 Schleicher, Mallory K	11 SUN-FG	1:25.13 FGJO
42.77	42.36	
5 Wang, Cindy	12 AKS-FG	1:25.49 BB
42.43	43.06	
6 Barraque, Toscane	12 AKS-FG	1:25.53 BB
41.82	43.71	
7 Smutny, Lucy D	12 AKS-FG	1:25.81 BB
41.63	44.18	
8 Kasperski, Anna	12 CSSC-FG	1:26.19 BB
42.36	43.83	
9 Mitova, Ellie	12 CSSC-FG	1:28.89 BB
43.49	45.40	
10 Molina, Gabriela G	11 AKS-FG	1:29.74 BB
44.08	45.66	
11 Belezny, Flora	12 SAS-FG	1:30.36 BB
44.57	45.79	
12 Gomez, Abigail M	12 SUN-FG	1:32.40 B
45.22	47.18	
13 Conrad, Hayley B	12 CSSC-FG	1:33.84 B
46.80	47.04	
14 Pinilla, Kelly M	11 CSSC-FG	1:34.04 B
46.36	47.68	
15 Shearer, Anabela	11 SUN-FG	1:34.15 B
47.62	46.53	
16 Vatinelle, Maia A	12 AKS-FG	1:35.24 B
46.29	48.95	
17 Nagy, Ashley J	11 CSSC-FG	1:35.35 B
47.07	48.28	
18 Manrique, Kari	11 YBC-FG	1:36.31 B

19 Sacerio, Camilla	12 YBC-FG	1:37.13 B
47.30	49.83	
20 Avellaneda, Sofia R	11 SUN-FG	1:37.23 B
46.47	50.76	
21 Barrios, Sofia	11 CSSC-FG	1:38.08 B
48.14	49.94	
22 Lamb, Hanna R	11 SUN-FG	1:38.21 B
47.72	50.49	
23 Wiebe, Olivia M	11 SF-FG	1:45.43
50.04	55.39	
24 Mclean, Devon W	11 BRST-FG	1:48.37
25 Sosa, Arizel	11 SF-FG	1:49.22
26 Torres, Ciara	12 UN-FG-FG	1:51.15
53.76	57.39	
27 Arteaga, Annabelle	12 MWA-FG	1:51.35
52.97	58.38	
28 Ferraro, Sophia	11 MWA-FG	1:51.63
52.62	59.01	
29 Suglio, Melanie L	11 CSSC-FG	1:59.44
57.82	1:01.62	
30 Suglio, Lauren N	11 CSSC-FG	2:02.03
1:01.79	1:00.24	
31 Bohm, Haley	11 CSSC-FG	2:06.33
1:02.38	1:03.95	
32 Gould, Grace K	11 YBC-FG	2:06.44
1:02.40	1:04.04	
33 Zaparegos, Eireni	11 BRST-FG	2:21.96
1:13.07	1:08.89	
--- Andino, Fernanda	11 CSSC-FG	DQ
Delay initiating arm pull		
1:03.81	1:07.88	
--- Nieto, Antonella	11 UN-FG-FG	DQ
Delay initiating turn		
48.93	53.89	
--- Acosta, Claudia	12 HSC-FG	DQ
Delay initiating turn		
36.21	38.37	
--- Zimberg, Tara A	11 SAS-FG	DQ
Delay initiating turn		
1:00.51	1:03.52	
--- McGee, Lily A	11 CSSC-FG	DQ
Shoulders past vertical toward breast		
56.31	56.23	
--- Iglesias, Lily	11 MS-FG	DQ
Delay initiating turn		
39.32	43.90	
--- Cardozo, Gabby	11 CSSC-FG	NS
--- Murphy, Georgia K	12 MS-FG	NS
--- Abreu, Kiki	11 YBC-FG	NS
--- Leon, Angie	12 YBC-FG	NS
--- Kozel, Madison t	12 AZFL-FG	NS



2015 Coral Springs Open Invitational-CSSC-051615, S#: FGI051615CSSC-B-1

Coral Springs Aquatic Complex

Results

Event 22 Boys 11-12 100 LC Meter Backstroke

FGC Open Rec: 58.98 8/12/2002 Andrew Davidson
FGC Record: 1:04.87 7/1/1990 Eric Rasser
 1:10.79 AAAA
 1:14.69 AAA
 1:18.49 AA
 1:22.39 A
 1:26.39 FGJO
 1:30.09 BB
 1:37.79 B


Name	Age	Team	Finals Time	
1 Meyer, Alexander I	12	CSSC-FG	1:15.34	AA
36.49	38.85			
2 Lares, Sebastian A	11	AZFL-FG	1:17.53	AA
37.92	39.61			
3 Beron-Vera, Pedro	12	MS-FG	1:18.64	A
38.97	39.67			
4 D'Avi, Jack	12	YBC-FG	1:19.13	A
39.33	39.80			
5 Roach, Ethan M	12	SAS-FG	1:19.58	A
38.63	40.95			
6 Efimov, Nikita A	11	NMST-FG	1:20.56	A
38.73	41.83			
7 Quijada, Daniel	12	HSC-FG	1:21.60	A
39.17	42.43			
8 Cortez, Luis E	12	HAT-FG	1:25.77	FGJO
41.85	43.92			
9 Ferrara, Luc M	11	CSSC-FG	1:27.05	BB
42.13	44.92			
10 Cera, Rafael	12	HSC-FG	1:27.21	BB
43.25	43.96			
11 Mandava, Yeshwanth	12	YBC-FG	1:27.73	BB
43.46	44.27			
12 Quijada, Samuel E	12	HSC-FG	1:29.64	BB
44.20	45.44			
13 Rummel, Jack A	12	CSSC-FG	1:31.79	B
44.83	46.96			
14 Bonasera, Jason N	12	CSSC-FG	1:35.50	B
46.46	49.04			
15 Rivero, Juancamilo	12	HSC-FG	1:38.51	
46.88	51.63			
16 Rosales, Diego	11	YBC-FG	1:39.11	
48.79	50.32			
17 Sola, Matthew M	11	BGS-FG	1:40.73	
49.04	51.69			
18 Gomez del Campo, Benji	12	MWA-FG	1:42.19	
50.03	52.16			
19 Schenquerman, Leandro	11	YBC-FG	1:45.85	
50.97	54.93			
20 Yaremenko, Alexander	11	HAT-FG	1:45.90	

21 Louis-Jeune, Darion J	11	CSSC-FG	1:56.92	
55.85	1:01.07			
22 Vazquez, Leo	11	CSSC-FG	2:28.54	
1:12.69	1:15.85			
--- Williams, Christian C	12	CSSC-FG	DQ	
Not on back off wall				
--- McCracken, Ian B	12	CSSC-FG	DQ	
Delay initiating turn				
43.51	48.01			
--- Assael, Alejandro	12	AZFL-FG	NS	
--- Garcia, Cristian C	11	CSSC-FG	NS	
--- Portillo, Steven	12	UN-FG-FG	NS	
--- Shikhaleev, Misha	11	CSSC-FG	NS	

Event 23 Girls 13-14 100 LC Meter Backstroke

FGC Open Rec: 1:04.59 7/19/2008 Lauren Driscoll
FGC Record: 1:02.68 12/20/1987 Stephanie Rosenthal
 1:07.59 13-14 AAAA
 1:10.79 13-14 AAA
 1:13.99 13-14 AA
 1:17.19 13-14 A
 1:17.19 13-14 FGJO
 1:23.69 13-14 BB
 1:30.09 13-14 B

Name	Age	Team	Finals Time	
1 Williams, Allora P	14	SF-FG	1:14.09	A
2 Schain, Maddy L	13	AKS-FG	1:14.12	A
3 Beltrano, Gabby J	13	CSSC-FG	1:14.79	A
4 Torres, Pamela	14	AKS-FG	1:15.22	A
5 Biro, Delaney P	13	CSSC-FG	1:17.10	A
6 Korb, Gaby C	13	SAS-FG	1:20.01	BB
7 Jones, Acacia L	14	CSSC-FG	1:20.18	BB
8 Homes, Andrea	14	YBC-FG	1:20.19	BB
9 Mckenna, Thea E	14	HAT-FG	1:20.21	BB
10 Koch, Ellie	13	YBC-FG	1:20.63	BB
11 Aponte, Madison E	14	AZFL-FG	1:21.55	BB
12 Sola, Sophia B	14	BGS-FG	1:22.28	BB
13 Davis, Mary	13	AKS-FG	1:23.39	BB
14 Abovitz, Zoe C	14	AZFL-FG	1:23.85	B
15 Reposo, Olivia	13	CSSC-FG	1:25.12	B
16 Mirabal, Nora	13	UN-FG-FG	1:25.88	B
17 Riley, Elizabeth M	13	YBC-FG	1:26.47	B
18 Amon, Ashlynn	14	YBC-FG	1:26.74	B
19 Parsons, Camila	13	CSSC-FG	1:27.01	B
20 Kanter, Rebecca	14	SF-FG	1:27.56	B
21 Bremer, Victoria M	13	BRST-FG	1:27.66	B
22 Pierce, Jordanna K	14	BGS-FG	1:28.04	B
23 MacKenzie-Lawrence, Mikae	14	YBC-FG	1:28.78	B
24 Annis, Jamie R	13	HAT-FG	1:29.34	B
25 Kleiban, Giselle E	13	UN-FG-FG	1:30.94	
26 Feiler, Sarah N	14	BGS-FG	1:31.71	
27 Gatlin, Julianna V	13	CSSC-FG	1:32.46	



2015 Coral Springs Open Invitational-CSSC-051615, S#: FGI051615CSSC-B-1

Coral Springs Aquatic Complex

Results

(Event 23 Girls 13-14 100 LC Meter Backstroke)

Name	Age	Team	Finals Time
28 Benguria, Daniela	14	HSC-FG	1:32.69
29 Garcia, Gabi A	13	BGS-FG	1:33.50
30 Borges, Gaby S	14	AKS-FG	1:34.33
31 Kean, Carolyn G	13	SUN-FG	1:34.66
32 Camacho, Jacqueline	13	YBC-FG	1:41.88
33 Graci, Serena	13	BRST-FG	1:43.00
34 Cayetano, Isabella A	13	YBC-FG	1:44.06
35 Kish, Sophia E	13	NMST-FG	1:44.10
36 Motorwala, Sana	13	BGS-FG	1:55.25
--- Szakacs, Lydia C	13	CSSC-FG	DQ
--- Bencie, Gwen E	14	BEST-FG	DQ
--- Garcia, Madelyne D	13	CSSC-FG	NS
--- Noyola, Lauren E	14	CSSC-FG	NS
--- Grabow, Chloe L	14	HAT-FG	NS
--- Amador, Maresa	14	UN-FG-FG	NS
--- Valqui, Nicolle A	13	CSSC-FG	NS

Event 23 Girls 15 & Over 100 LC Meter Backstroke

FGC Record: 1:06.70 5/16/2015 Aitana Robinson

Name	Age	Team	Finals Time
1 Robinson, Aitana	17	LAC-ZZ	1:06.70
2 Schimansky, Megan A	15	CSSC-FG	1:08.61
3 Allen, Jessica	15	LAC-ZZ	1:09.50
4 Stewart, Courtney W	17	BEST-FG	1:11.12
5 Ross, Racine E	15	AZFL-FG	1:11.66
6 Korb, Tiffany L	15	SAS-FG	1:12.69
7 Manganiello, Lindsay E	17	AKS-FG	1:13.59
8 Cicienia, Angela	20	AZFL-FG	1:13.99
9 Harrington, Kelly M	17	BRST-FG	1:14.07
10 Morgan, Laine L	18	MS-FG	1:14.69
11 Newcomb, Kaleigh M	18	AKS-FG	1:15.02
12 Sanchez, Paloma	15	MS-FG	1:17.28
13 Smiddy, Rose K	16	AKS-FG	1:17.48
14 Perna, Sabrina I	15	UN-FG-FG	1:18.05
15 Anthony, Larissa N	15	BRST-FG	1:20.30
16 Ledgin, Autumn R	18	SAS-FG	1:20.60
17 Grabow, Jade L	16	HAT-FG	1:20.93
18 Morales, Frances R	16	BRST-FG	1:23.57
19 Puia, Emily R	15	CSSC-FG	1:24.34
20 Chiarella, Daria A	16	CSSC-FG	1:25.07
21 Creighton, Kaley C	17	BRST-FG	1:25.70
22 Lea, Rachel A	15	SUN-FG	1:26.67
23 Keung, Meggie S	15	AZFL-FG	1:27.09
24 Johnson, Hayley C	16	BRST-FG	1:27.12
25 Alonso, Jimena	15	SAS-FG	1:30.43
26 Cordes, Cathryn L	17	MS-FG	1:30.82
27 Martinez, Lexi	16	NMST-FG	1:39.19
28 Levit, Michaela	16	FLA-FG	1:40.64
--- Blackwin, Cassidy T	17	SAS-FG	DQ
--- Goodwin, Darby E	18	SAS-FG	NS


--- Payne, Hanna J	18	MS-FG	NS
--- Sauer, Kristin A	16	CSSC-FG	NS

Event 24 Boys 13-14 100 LC Meter Backstroke

FGC Open Rec: 56.83 3/13/2014 Michael Andrew

FGC Record: 59.60 7/31/2001 Bradley Ally

Name	Age	Team	Finals Time	
1 Kotikovski, Elvis	13	AZFL-FG	1:03.71	AAAA
2 Rivero, Bryan O	13	HSC-FG	1:07.34	AA
3 Fernandez, Michael I	13	HSC-FG	1:11.63	A
4 Rose, Keegan S	14	BGS-FG	1:12.42	A
5 Machado, Lester	14	HSC-FG	1:14.06	BB
6 McKeon, Andres A	13	CSSC-FG	1:14.68	BB
7 Amor, Matthew	13	UN-FG-FG	1:16.12	BB
8 Rotman, Pierce M	14	SAS-FG	1:16.21	BB
9 Sanchez, Jake A	14	AKS-FG	1:16.42	BB
10 Marsal, Sebastian W	13	UN-FG-FG	1:18.14	BB
11 Lugones, Abraham	14	HSC-FG	1:18.72	BB
12 Suarez, Sabi A	14	CSSC-FG	1:18.84	BB
13 Liraz, Tom	14	YBC-FG	1:19.62	B
14 Huang, Zachary	14	CSSC-FG	1:22.25	B
15 Savino, Gianni L	14	CSSC-FG	1:22.57	B
16 Zhang, Mark	13	AZFL-FG	1:23.79	B
17 Trimble, Gregory E	13	CSSC-FG	1:23.94	B
18 Duduyak, Klimentiy V	13	NMST-FG	1:24.18	B
19 de la Puente, Andres	13	SAS-FG	1:24.85	B
20 Michelena, Oscar A	14	SUN-FG	1:24.90	B
21 Vatinelle, Tomas A	13	AKS-FG	1:25.38	
22 Block, Josh M	14	NMST-FG	1:25.42	
23 Schutz, Brandon D	14	CSSC-FG	1:25.72	
24 Castro, Bryan A	13	UN-FG-FG	1:25.76	
25 Parraga, Fabrizio D	13	CSSC-FG	1:26.86	
26 Franzino, Patrick J	13	CSSC-FG	1:27.46	
27 Pereda, Breixo	13	UN-FG-FG	1:28.61	
28 Wang, Evan N	13	HAT-FG	1:28.81	
29 Squartino, Salvatore	14	SF-FG	1:29.07	
30 Hau, Berwyn	13	SF-FG	1:30.69	
31 Smith, Shawn	13	SF-FG	1:32.73	
32 Rafalski, Richard C	14	BRST-FG	1:33.07	
33 Hall, Zachri M	14	BGS-FG	1:33.29	
34 Gonzalez, Oscar J	14	SF-FG	1:34.78	
35 Lee, Ian	14	CSSC-FG	1:43.07	
36 Tauzer, Nathan J	13	CSSC-FG	1:48.21	
37 McCauley, Rick	14	SUN-FG	1:57.76	
--- Jaramillo, Lucas	13	AKS-FG	DQ	



2015 Coral Springs Open Invitational-CSSC-051615, S#: FGI051615CSSC-B-1

Coral Springs Aquatic Complex

Results

(Event 24 Boys 13-14 100 LC Meter Backstroke)

Name	Age	Team	Finals Time
--- Rodriguez, Aaron J	13	HSC-FG	DQ
--- Darias, Teolio	14	UN-FG-FG	DQ
--- Smith, Shane S	13	SF-FG	DQ
--- Montanez, Anthony E	13	YBC-FG	NS
--- Estevez, Diego I	13	YBC-FG	NS
--- Rosales, Patricio	13	YBC-FG	NS
--- Prado, Lorenzo	14	CSSC-FG	NS
--- Gomez, Bryan	14	UN-FG-FG	NS
--- Oliver, Kyle C	14	CSSC-FG	NS

Event 24 Boys 15 & Over 100 LC Meter Backstroke

FGC Record: 1:00.96 5/16/2015 Alberto Gomez

Name	Age	Team	Finals Time
1 Martinez, Jose A	17	AZFL-FG	1:00.26
2 Gomez, Alberto	15	UN-FG-FG	1:00.96
3 Alatorre, Fernando	16	AZFL-FG	1:00.99
4 Landi, Nicholas T	20	BRST-FG	1:03.00
5 Lares, Andres A	15	AZFL-FG	1:03.02
6 Sharp, Nick R	16	SAS-FG	1:04.21
7 Bermudez, Miguel	18	BGS-FG	1:04.24
8 Imposimato, Juan	16	YBC-FG	1:05.30
9 Utz, Joaquin A	16	BGS-FG	1:05.43
10 Payamps, GianCarlo	16	CSSC-FG	1:06.63
11 Cappa, Dominic	16	LAC-ZZ	1:08.07
12 Roth, Quinn A	15	SF-FG	1:09.85
13 Vatinelle, Matthieu A	16	AKS-FG	1:10.65
14 Tannhauser, Bobby	17	SAS-FG	1:10.70
15 Sanchez, Alex A	15	MS-FG	1:10.79
16 Zylberberg, Noah	16	SAS-FG	1:11.24
17 Halbich, Storm B	17	SAS-FG	1:13.51
18 Tran, Vincent	16	SUN-FG	1:14.83
19 Ferrara, Nico J	15	CSSC-FG	1:14.88
20 Llamo, Brian	18	NMST-FG	1:15.17
21 Morales, Jorge	15	HSC-FG	1:15.52
22 Fregosi, Carson C	16	SAS-FG	1:15.66
23 Mourraille, Marcelo	15	BGS-FG	1:15.97
24 Cordova, Rene	15	YBC-FG	1:20.21
25 Hosfeld, Luiz F	16	CSSC-FG	1:20.69
26 Taddonio, Matt J	16	BRST-FG	1:21.75
27 Manrique, Sebas	15	YBC-FG	1:22.83
28 Gonzalez, Carlos A	15	BGS-FG	1:24.57
29 Ochoa, Felipe	15	BGS-FG	1:24.58
30 Wood, Christian M	15	BRST-FG	1:26.53
31 Genz, David	15	BRST-FG	1:30.36
32 Serruya, Uri	20	MBS-FG	1:53.22
--- Reid, AJ J	18	MS-FG	DQ
--- Pigot, Zu Z	18	MS-FG	NS
--- Gomez, Diego	15	YBC-FG	NS
--- Fernandes, Guy G	18	MS-FG	NS
--- Petzold, Julius L	17	MS-FG	NS

--- Junghahn, Matias	16	MS-FG	NS
--- Furman, Henry A	16	BRST-FG	NS
--- Cooper, Matthew	16	HAT-FG	NS
--- Saco, Michael B	23	MS-FG	NS
--- Pigot, Diguan D	20	MS-FG	NS
--- Garber, Joshua E	16	CSSC-FG	NS
--- Hicks, Sam S	18	MS-FG	NS
--- Hoost, Irvin	16	MS-FG	NS

Event 25 Girls 10 & Under 50 LC Meter Breaststroke

FGC Open Rec: 36.32 6/19/2014 Meghan Lynch

FGC Record: 37.15 8/1/1992 Sabah Brinson

41.49 AAAA

43.69 AAA

45.89 AA


48.09 A

49.09 FGJO

54.69 BB

1:01.29 B

Name	Age	Team	Finals Time
1 Fernandez, Michelle A	10	HSC-FG	40.10 AAAA
2 Botting, Riley E	10	CSSC-FG	41.33 AAAA
3 Yordi, Rachel	10	NMST-FG	41.77 AAA
4 Dinehart, Olivia G	10	AKS-FG	43.78 AA
5 McLemore, Mercy P	10	BEST-FG	45.72 AA
6 McLemore, Tawannah P	9	BEST-FG	47.39 A
7 Portik-Gergely, Kata	9	BEST-FG	48.49 FGJO
8 Collie, Samantha	10	AZFL-FG	49.19 BB
9 Banks, Brooklyn	10	SF-FG	49.41 BB
10 Yordi, Rebecca	10	NMST-FG	50.55 BB
11 Alsup, Evelyn R	9	MBS-FG	52.02 BB
12 Gonzalez, Paola I	9	UN-FG-FG	52.62 BB
13 Rosano, Anaveronica	9	UN-FG-FG	52.99 BB
14 Cope, Rosie Q	8	BGS-FG	53.02 BB
15 Meyer, Camryn E	8	CSSC-FG	53.04 BB
16 Ruggiere, Kai K	10	SAS-FG	53.23 BB
17 Vazquez-Quiroga, Leire	9	MWA-FG	53.33 BB
18 Bellardi, Nicole A	10	AZFL-FG	53.54 BB
19 Anton, Sidney	8	AZFL-FG	56.99 B
20 Echeumuna, Sophia C	8	AZFL-FG	57.52 B
21 Moreno, Sofia	8	UN-FG-FG	58.31 B
22 Goldstein, Joey M	10	UN-FG-FG	58.43 B
23 Udell, Stephanie R	9	AZFL-FG	58.46 B
24 Nieto, Bianca G	8	UN-FG-FG	58.49 B
25 Gedeon, Anais	7	NMST-FG	58.53 B
26 Sanchez-Tembleque, Carmen	10	MBS-FG	58.57 B
27 Acebo, Gabi O	10	BGS-FG	59.49 B
28 Landron, Teresa M	10	SUN-FG	59.53 B
29 Genz, Cassandra N	9	BRST-FG	59.82 B
30 Levine, Taylor	10	YBC-FG	59.99 B
31 Renaud, Eva	10	SF-FG	1:01.68
32 Mirones, Cecilia	9	SUN-FG	1:01.70



2015 Coral Springs Open Invitational-CSSC-051615, S#: FGI051615CSSC-B-1

Coral Springs Aquatic Complex

Results

(Event 25 Girls 10 & Under 50 LC Meter Breaststroke)

Name	Age	Team	Finals Time
33 Schleicher, Carleigh M	9	SUN-FG	1:06.52
34 Wimmer, Astrid	10	YBC-FG	1:06.61
35 Chacon, Emiliana	8	UN-FG-FG	1:07.63
36 Macedo, Nicole	8	UN-FG-FG	1:08.00
37 Didovic, Kayleigh	8	CSSC-FG	1:08.46
38 Zaparegos, Stamatia	8	BRST-FG	1:09.05
39 Becherucci, Nicole	9	YBC-FG	1:11.45
40 Cardenas, Isabella E	8	CSSC-FG	1:20.31
41 Tuyo, Alexis K	10	CSSC-FG	1:25.92
42 Olmo, Charlotte	8	UN-FG-FG	1:26.47
43 Wiesing, Malia N	9	CSSC-FG	1:30.29
--- Calla, Gabriella G	9	YBC-FG	DQ
Butterfly kick			
--- Sanford, Charlie L	10	HAT-FG	DQ
Other			
--- Marino, Yazmin A	10	YBC-FG	NS
--- Suarez, Rhania G	8	CSSC-FG	NS

Event 26 Boys 10 & Under 50 LC Meter Breaststroke

FGC Open Rec: 38.15 4/20/1988 Robbie Hallie

FGC Record: 38.15 4/20/1988 Robbie Hallie

41.69 AAAAA
 43.89 AAA
 45.99 AA
 48.19 A
 51.19 FGJO
 54.69 BB
 1:01.19 B

Name	Age	Team	Finals Time
1 Uglanov, Ivan	10	HAT-FG	43.26 AAA
2 Echeumuna, Luca A	9	AZFL-FG	44.41 AA
3 Touya, Fabrice	10	BGS-FG	47.54 A
4 Pokatragool, Pete	10	CSSC-FG	50.36 FGJO
5 Hau, Christopher	10	SF-FG	50.41 FGJO
6 Keung, Nathan G	9	AZFL-FG	53.10 BB
7 Belezny, Andrew	10	SAS-FG	53.45 BB
8 Musa, Farouk	7	UN-FG-FG	53.52 BB
9 Reta, Ethan R	10	MBS-FG	55.06 B
10 Bencie, Brian M	10	BEST-FG	55.13 B
11 Guerrero, Fabio	9	UN-FG-FG	56.17 B
12 Johnson, Marcus K	9	BRST-FG	56.95 B
13 Portik-Gergely, Hunor	8	BEST-FG	57.00 B
14 Leon, Leonardo	10	UN-FG-FG	57.16 B
15 Gomez, Lautaro	10	MBS-FG	58.08 B
16 Hau, Derek	7	SF-FG	58.40 B
17 Baltodano, Michael A	9	MBS-FG	58.77 B
18 Livsey, Grant	10	YBC-FG	59.95 B
19 Cayetano, Benjamin D	10	YBC-FG	1:00.07 B
20 Barreto, Joshua	7	NMST-FG	1:00.59 B
21 Moreno, Diego	10	UN-FG-FG	1:01.46

22 Rilo, Ares A	7	SUN-FG	1:01.84
23 Stouffer, Michael A	10	CSSC-FG	1:02.01
24 Opperman, Lucas M	9	CSSC-FG	1:02.04
25 Caldeira de Andrada, Leonard	10	UN-FG-FG	1:03.69
26 Alapati, Rohan	8	CSSC-FG	1:07.77
27 Shearer, Mateo	9	SUN-FG	1:07.94
28 D'Avi, Thomas J	9	YBC-FG	1:09.21
29 Livsey, Brooks M	8	YBC-FG	1:16.10
30 NG, Evan	9	CSSC-FG	1:21.57
--- Remer, Henry J	8	CSSC-FG	DQ
Kick before pull during cycle			
--- Tan, Matthew W	9	CSSC-FG	DQ
Scissors kick			
--- Billings, Alex M	10	CSSC-FG	DQ
Arms not in same horizontal plane			
--- Williams, Gavin G	10	CSSC-FG	DQ
Arms past hipline			
--- Piacente, Alexander	9	CSSC-FG	DQ
Alternating Kick			
--- Remer, Victor L	9	CSSC-FG	DQ
Alternating Kick			
--- Kustin, Quinn H	10	HAT-FG	DQ
False start			
--- Bueno, Brandon	9	UN-FG-FG	DQ
Alternating Kick			
--- Lobaton Vargas, Sebastian	9	AZFL-FG	DQ
Butterfly kick			
--- Choque, Thomas A	8	MBS-FG	DQ
Scissors kick			
--- Reus, Julius A	8	MBS-FG	DQ
Alternating Kick			
--- Harron De Montaderin, Eader	6	MBS-FG	NS
--- Burgos, Jonathan	10	UN-FG-FG	NS
--- Opperman, Rafael M	10	CSSC-FG	NS
--- Ros, Daniel	10	SF-FG	NS


Event 27 Girls 11-12 50 LC Meter Breaststroke

FGC Open Rec: 35.07 8/3/2004 Kaylin Burchell

FGC Record: 35.80 7/20/2006 Keri Brunn

36.89 AAAAA
 38.59 AAA
 40.39 AA
 42.09 A
 43.09 FGJO
 45.59 BB
 49.09 B

Name	Age	Team	Finals Time
1 Gooding, Adriana	11	AZFL-FG	40.21 AA
2 Pizano, Juliet	12	MBS-FG	41.53 A
3 Gonzalez, Shannelle	12	HSC-FG	41.73 A
4 Deybach, Stephie	12	MBS-FG	42.19 FGJO
5 Virgin, Cara P	11	CSSC-FG	42.81 FGJO



2015 Coral Springs Open Invitational-CSSC-051615, S#: FGI051615CSSC-B-1

Coral Springs Aquatic Complex

Results


(Event 27 Girls 11-12 50 LC Meter Breaststroke)

Name	Age	Team	Finals Time	
6 Garcia, Giulianna	11	CSSC-FG	42.85	FGJO
7 Mason, Olivia C	12	CSSC-FG	42.98	FGJO
8 Deo, Alana E	11	AKS-FG	43.25	BB
9 Vazquez, Jennifer	11	HSC-FG	48.16	B
10 Gonzalez, Nora	11	UN-FG-FG	48.27	B
11 Manrique, Kari	11	YBC-FG	48.42	B
12 Longman, Noa S	11	NMST-FG	49.40	
13 Wang, Cindy	12	AKS-FG	49.41	
14 Udell, Caroline M	11	AZFL-FG	49.44	
15 Molina, Gabriela G	11	AKS-FG	49.68	
16 Vatinelle, Maia A	12	AKS-FG	49.86	
17 Nieto, Antonella	11	UN-FG-FG	49.95	
*18 Ros, Penelope	12	BGS-FG	49.99	
*18 Nordheim, Caroline K	12	SAS-FG	49.99	
20 Vazquez-Quiroga, Alesia	11	MWA-FG	50.61	
21 Candido, Amber L	11	CSSC-FG	50.73	
22 Ruiz, Alexandra	12	YBC-FG	50.85	
23 Sweet, Claire-Michelle M	12	YBC-FG	50.86	
24 Landron, Victoria A	11	SUN-FG	50.90	
25 Leon, Valerie L	12	SF-FG	51.25	
26 Montesinos, Melinda M	11	AZFL-FG	51.38	
27 Leon, Angie	12	YBC-FG	51.47	
28 Gomez, Abigail M	12	SUN-FG	52.33	
29 Saunders, Helen	12	AZFL-FG	52.35	
30 Sacerio, Camilla	12	YBC-FG	52.52	
31 Hemmerde, Antonela	12	MBS-FG	52.57	
32 Lalor, Kayleigh E	12	CSSC-FG	52.87	
33 Genz, Gabriella M	12	BRST-FG	53.38	
34 Christianson, Katie S	11	YBC-FG	53.39	
35 Mclean, Devon W	11	BRST-FG	53.99	
36 Eilers, Morgan D	11	MWA-FG	54.37	
37 Camacho, Juliana	11	YBC-FG	55.00	
38 Gould, Grace K	11	YBC-FG	57.00	
39 Alfonso, Ashley M	11	AKS-FG	58.23	
40 McGee, Lily A	11	CSSC-FG	1:03.62	
41 Zaparegos, Eireni	11	BRST-FG	1:05.24	
42 Bohm, Haley	11	CSSC-FG	1:05.33	
43 Ros, Alessandra	11	BGS-FG	1:05.97	
44 Zimberg, Tara A	11	SAS-FG	1:09.81	
--- Fiffe, Chloe	12	UN-FG-FG	DQ	
Butterfly kick				
--- Herne, Maria	12	YBC-FG	DQ	
Butterfly kick				
--- Cardozo, Gabby	11	CSSC-FG	NS	
--- Suglio, Melanie L	11	CSSC-FG	NS	
--- Nguyen, Alexis	11	SAS-FG	NS	
--- Brown Chewning, Olivia G	11	YBC-FG	NS	
--- Silva, Lauren E	11	MS-FG	NS	
--- Martin, Kaya E	12	MBS-FG	NS	
--- Dattile, Briana E	11	CSSC-FG	NS	

Event 28 Boys 11-12 50 LC Meter Breaststroke

FGC Open Rec:	33.18	2/4/2012	Tristan Celestin
FGC Record:	32.45	7/29/2008	Quinn Cassidy
	36.19	AAAA	
	38.09	AAA	
	40.09	AA	
	41.99	A	
	43.99	FGJO	
	45.99	BB	
	49.89	B	

Name	Age	Team	Finals Time	
1 Vasilyev, Nikolay	12	HAT-FG	40.60	A
2 Lauzurique, Jason	12	BGS-FG	42.36	FGJO
3 Tamaroff, Jared I	12	SF-FG	42.44	FGJO
4 Bolanos, Maurice	12	YBC-FG	43.33	FGJO
5 Hall, Luke A	12	BGS-FG	43.39	FGJO
6 Keung, Ethan O	12	AZFL-FG	43.59	FGJO
7 Watson, Daniel S	12	HAT-FG	43.69	FGJO
8 Scarlett, Jayden E	12	HAT-FG	44.44	BB
9 Tamaroff, Dylan M	12	SF-FG	44.79	BB
10 Ward, Wilson T	11	UN-FG-FG	44.95	BB
11 Gonzalez, Brian N	11	CSSC-FG	45.28	BB
12 Kustin, Jakob G	12	HAT-FG	45.65	BB
13 Mauriello, Bruno	12	UN-FG-FG	45.98	BB
14 Tamaroff, Alec R	12	SF-FG	48.26	B
15 Brander, Ryan J	11	CSSC-FG	48.63	B
16 Bonasera, Jason N	12	CSSC-FG	49.99	
17 Gomez del Campo, Benji	12	MWA-FG	54.39	
18 Schwartz, Benjamin E	12	SAS-FG	54.47	
19 Sorunmu, Elijah M	12	SF-FG	54.54	
20 Sam, Michael	11	UN-FG-FG	55.51	
21 Rosales, Diego	11	YBC-FG	58.46	
22 Bezerra, Joseph H	12	CSSC-FG	58.62	
23 Malaver, Joseph	11	UN-FG-FG	1:00.43	
--- Adams, Blake	12	YBC-FG	DQ	
Alternating Kick				
--- Unsworth, Logan T	11	CSSC-FG	NS	
--- Williams, Christian C	12	CSSC-FG	NS	
--- Johnston, Owen	11	YBC-FG	NS	
--- Monastirsky, Daniel	12	NMST-FG	NS	
--- Vazquez, Leo	11	CSSC-FG	NS	
--- Olson, William P	11	CSSC-FG	NS	



2015 Coral Springs Open Invitational-CSSC-051615, S#: FGI051615CSSC-B-1

Coral Springs Aquatic Complex

Results

Event 29 Girls 11-12 200 LC Meter Breaststroke

FGC Open Rec: 2:43.38 3/18/2010 Sydney Pickrem

FGC Record: 2:45.04 8/11/2001 Katie Marsh

2:55.99 11-12 AAAAA

3:04.29 11-12 AAA

3:12.69 11-12 AA

3:21.09 11-12 A

3:25.09 11-12 FGJO

3:37.89 11-12 BB

3:54.59 11-12 B

Name	Age	Team	Finals Time	
1 Miao, Margaret W	11	AKS-FG	3:00.46	AAA
			1:27.99	1:32.47
2 Taylor, Isabella I	12	HAT-FG	3:02.51	AAA
			1:30.43	1:32.08
3 Cope, Lily Y	12	BGS-FG	3:12.86	A
			1:34.74	1:38.12
4 Kondratovitch, Ana	12	UN-FG-FG	3:14.81	A
			1:34.19	1:40.62
5 D'Alessandro, Janet	12	AKS-FG	3:15.33	A
			1:33.61	1:41.72
6 Mitova, Ellie	12	CSSC-FG	3:15.63	A
			1:34.61	1:41.02
7 Pizano, Juliet	12	MBS-FG	3:19.89	A
			1:35.11	1:44.78
--- Sacerio, Camilla	12	YBC-FG		NS

Event 29 Girls 13-14 200 LC Meter Breaststroke

FGC Open Rec: 2:33.84 3/17/2011 Emily Kopas

FGC Record: 2:33.84 3/17/2011 Emily Kopas

2:46.99 13-14 AAAAA

2:54.89 13-14 AAA

3:02.89 13-14 AA

3:10.79 13-14 A

3:10.79 13-14 FGJO

3:26.69 13-14 BB

3:42.59 13-14 B


Name	Age	Team	Finals Time	
1 Kim, Daniela	14	YBC-FG	2:56.78	AA
			1:26.71	1:30.07
2 Jerew, Hailey R	14	AKS-FG	3:02.37	AA
			1:25.73	1:36.64
3 Mason, Julie E	14	CSSC-FG	3:05.07	A
			1:30.24	1:34.83
4 Fernandez, Gabriela I	14	HSC-FG	3:08.17	A
			1:29.16	1:39.01
5 Mckenna, Thea E	14	HAT-FG	3:10.07	A
			1:32.72	1:37.35
6 Szakacs, Lydia C	13	CSSC-FG	3:13.07	BB
			1:32.31	1:40.76

7 Ballestas, Emma V	14	MS-FG	3:15.39	BB
			1:33.40	1:41.99
8 Cordoba, Brooke A	13	CSSC-FG	3:15.99	BB
			1:34.29	1:41.70
9 Capalbo, Solana B	13	AZFL-FG	3:18.64	BB
			1:37.97	1:40.67
10 Feiler, Sarah N	14	BGS-FG	3:18.94	BB
			1:35.53	1:43.41
11 Beleznay, Maya	13	SAS-FG	3:24.11	BB
			1:39.01	1:45.10
12 Aguero, Juliette	14	UN-FG-FG	3:26.69	BB
			1:41.14	1:45.55
13 Reta, Oriana A	13	MBS-FG	3:37.71	B
			1:43.18	1:54.53
14 Reposo, Olivia	13	CSSC-FG	3:44.18	
			1:53.60	1:50.58

Event 29 Girls 15 & Over 200 LC Meter Breaststroke

FGC Record: 2:52.44 5/16/2015 Annie C Valls

Name	Age	Team	Finals Time	
1 Valls, Annie C	18	MS-FG	2:52.44	
			1:22.76	1:29.68
2 Wong, Ellie	15	LAC-ZZ	2:53.34	
			1:24.29	1:29.05
3 MacNeil, Maggie	15	LAC-ZZ	2:53.78	
			1:25.14	1:28.64
4 Wang, Sabrina	16	LAC-ZZ	2:55.99	
			1:26.61	1:29.38
5 Dangond, Manuela M	15	MS-FG	3:02.44	
			1:29.02	1:33.42
6 Morales, Frances R	16	BRST-FG	3:03.07	
			1:26.30	1:36.77
7 Newcomb, Kaleigh M	18	AKS-FG	3:04.05	
			1:29.98	1:34.07
8 Maginley, Aliah M	17	AZFL-FG	3:07.76	
			1:30.90	1:36.86
9 Reuter, Megan B	19	BRST-FG	3:10.35	
			1:31.44	1:38.91
10 Smiddy, Rose K	16	AKS-FG	3:10.51	
			1:31.60	1:38.91
11 Creighton, Kaley C	17	BRST-FG	3:10.92	
			1:30.33	1:40.59
12 Giordano, Sophie M	16	MS-FG	3:12.29	
			1:33.00	1:39.29
13 Fajardo, Dominique	15	CSSC-FG	3:19.62	
			1:35.99	1:43.63
14 Lea, Rachel A	15	SUN-FG	3:36.27	
			1:44.84	1:51.43
15 Martinez, Lexi	16	NMST-FG	4:06.25	
			1:57.64	2:08.61
--- Gautieri, Nicole R	18	CSSC-FG		NS
--- Iskandarani, Maya I	16	MS-FG		NS



2015 Coral Springs Open Invitational-CSSC-051615, S#: FGI051615CSSC-B-1

Coral Springs Aquatic Complex

Results

Event 30 Boys 10 & Under 200 LC Meter Breaststroke

FGC Open Rec: 3:03.69 6/1/2002 Nicholas Manousos

FGC Record: 3:03.69 6/1/2002 Nicholas Manousos

Name	Age	Team	Finals Time
1 Keung, Nathan G	9	AZFL-FG	3:58.59
	1:58.73	1:59.86	

Event 30 Boys 11-12 200 LC Meter Breaststroke

FGC Open Rec: 2:39.77 7/20/2012 Alberto Gomez

FGC Record: 2:39.77 7/20/2012 Alberto Gomez

Name	Age	Team	Finals Time
	2:52.49	11-12 AAAA	
	3:00.69	11-12 AAA	
	3:08.89	11-12 AA	
	3:17.09	11-12 A	
	3:25.09	11-12 FGJO	
	3:33.59	11-12 BB	
	3:49.99	11-12 B	

Name	Age	Team	Finals Time	
1 Valdes, Victor M	11	HSC-FG	2:54.17	AAA
	1:25.21	1:28.96		
2 Lares, Sebastian A	11	AZFL-FG	3:13.22	A
	1:35.92	1:37.30		
3 Bono, Dominic E	11	AKS-FG	3:16.46	A
	1:36.26	1:40.20		
4 Valdivia, Dylan D	12	MS-FG	3:18.23	FGJO
	1:36.65	1:41.58		
5 Tamaroff, Dylan M	12	SF-FG	3:21.81	FGJO
	1:37.12	1:44.69		
6 Tamaroff, Jared I	12	SF-FG	3:22.57	FGJO
	1:36.81	1:45.76		
7 Keung, Ethan O	12	AZFL-FG	3:25.68	BB
	1:38.97	1:46.71		
8 Lauzurique, Jason	12	BGS-FG	3:26.43	BB
	1:40.71	1:45.72		
9 Bolanos, Maurice	12	YBC-FG	3:30.66	BB
	1:38.93	1:51.73		
10 Hall, Luke A	12	BGS-FG	3:33.55	BB
	1:41.87	1:51.68		
11 Sierra, Miguel	12	AKS-FG	3:41.30	B
	1:50.54	1:50.76		
12 Tamaroff, Alec R	12	SF-FG	3:43.28	B
	1:48.16	1:55.12		


Event 30 Boys 13-14 200 LC Meter Breaststroke

FGC Open Rec: 2:23.14 8/12/2002 Sean R Mahoney

FGC Record: 2:25.26 7/12/2013 Julio Horrego

Name	Age	Team	Finals Time	
	2:37.09	13-14 AAAA		
	2:44.59	13-14 AAA		
	2:52.09	13-14 AA		
	2:59.49	13-14 A		
	2:59.49	13-14 FGJO		
	3:14.49	13-14 BB		
	3:29.49	13-14 B		

Name	Age	Team	Finals Time	
1 Bastian, Izaak Z	14	SAS-FG	2:35.72	AAAA
	1:16.63	1:19.09		
2 Garcia, Andres P	14	UN-FG-FG	2:48.01	AA
	1:21.07	1:26.94		
3 Arvelo, Juan A	14	BGS-FG	2:53.14	A
	1:24.48	1:28.66		
4 Fernandez, Michael I	13	HSC-FG	2:53.82	A
	1:24.47	1:29.35		
5 Machado, Lester	14	HSC-FG	2:54.61	A
	1:25.57	1:29.04		
6 Avellaneda, Diego M	14	SUN-FG	2:59.05	A
	1:28.68	1:30.37		
7 Marsal, Sebastian W	13	UN-FG-FG	3:02.68	BB
	1:28.85	1:33.83		
8 Quesada-Amor, Alexander J	13	UN-FG-FG	3:03.12	BB
	1:27.88	1:35.24		
9 Sanchez, Jake A	14	AKS-FG	3:05.51	BB
	1:29.53	1:35.98		
10 Hamilton, Ian D	13	AZFL-FG	3:11.11	BB
	1:34.08	1:37.03		
11 Hau, Berwyn	13	SF-FG	3:12.64	BB
	1:35.16	1:37.48		
12 Montejo, Orlando R	13	MS-FG	3:13.06	BB
	1:28.27	1:44.79		
13 Wilkie, Malcolm S	14	YBC-FG	3:14.15	BB
	1:33.85	1:40.30		
14 Schleicher, Brandon R	14	SUN-FG	3:19.18	B
	1:36.02	1:43.16		
15 Wang, Evan N	13	HAT-FG	3:19.80	B
	1:37.41	1:42.39		
16 Hebden, Marcus	13	BRST-FG	3:26.51	B
	1:39.93	1:46.58		
17 Augier, Lucas	14	UN-FG-FG	3:27.94	B
	1:42.02	1:45.92		
18 Blanco, David A	13	CSSC-FG	3:28.77	B
	1:42.10	1:46.67		
19 Jaramillo, Lucas	13	AKS-FG	3:31.70	
	1:41.08	1:50.62		
20 Castro, Bryan A	13	UN-FG-FG	3:35.47	
	1:42.28	1:53.19		



2015 Coral Springs Open Invitational-CSSC-051615, S#: FGI051615CSSC-B-1

Coral Springs Aquatic Complex

Results

(Event 30 Boys 13-14 200 LC Meter Breaststroke)

Name	Age	Team	Finals Time
21 Smith, Shane S	13	SF-FG	3:42.78
	1:48.23	1:54.55	
22 Parraga, Fabrizio D	13	CSSC-FG	3:46.63
	1:50.60	1:56.03	
--- McCormick, Sam J	13	CSSC-FG	NS
--- Taddonio, Cameron J	14	BRST-FG	NS
--- Reveron, Claudio J	13	NMST-FG	NS

Event 30 Boys 15 & Over 200 LC Meter Breaststroke

FGC Record: 2:39.40 5/16/2015 Marcelo Lauzurique

Name	Age	Team	Finals Time
1 Guarente, Marco	18	UN-FG-FG	2:29.76
	1:10.32	1:19.44	
2 Tjon-A-Joe, Raiz G	17	AZFL-FG	2:36.72
	1:18.10	1:18.62	
3 Gonzalez, Mateo	18	AZFL-FG	2:38.29
	17.08	2:21.21	
4 Lauzurique, Marcelo	15	UN-FG-FG	2:39.40
	1:16.77	1:22.63	
5 Landi, Nicholas T	20	BRST-FG	2:39.44
	1:15.57	1:23.87	
6 Johnston, Johannes E	21	BRST-FG	2:44.73
	1:17.44	1:27.29	
7 Veit, Eric	16	YBC-FG	2:45.36
	1:19.28	1:26.08	
8 Tatton, Kyle V	15	SAS-FG	2:49.18
	1:20.74	1:28.44	
9 Capalbo, Ivan D	15	AZFL-FG	2:51.78
	1:22.92	1:28.86	
10 Fraiman, Elad	16	UN-FG-FG	2:53.46
	1:25.42	1:28.04	
11 Cooper, Matthew	16	HAT-FG	2:58.58
	1:26.66	1:31.92	
12 Costello, Pat M	17	BRST-FG	3:03.97
	1:27.00	1:36.97	
13 Taddonio, Matt J	16	BRST-FG	3:06.38
	1:30.79	1:35.59	
14 Sheinfeld, Zachary W	16	HAT-FG	3:09.13
	1:33.62	1:35.51	
15 Turban, Jean Charles	16	AKS-FG	3:11.64
	1:32.03	1:39.61	
16 Mourraille, Marcelo	15	BGS-FG	3:14.26
	1:33.22	1:41.04	
17 Touya Jr, Fernand	15	BGS-FG	3:21.44
	1:34.95	1:46.49	
18 Keung, Tzeman	44	UN-FG-FG	4:44.01
	2:10.59	2:33.42	
--- Anzola, Enrique	16	AKS-FG	DQ
	Non-simultaneous touch		
	1:19.58	1:27.51	

--- Hopkins, Dennis R	16	CSSC-FG	NS
--- Urrutia, Felipe	15	MS-FG	NS
--- Reid, AJ J	18	MS-FG	NS
--- Barzola, Umberto S	15	UN-FG-FG	NS
--- Pereira, Daniel B	19	AZFL-FG	NS
--- Ossola, Nicolo'	24	UN-FG-FG	NS
--- Wood, Christian M	15	BRST-FG	NS

Event 31 Girls 10 & Under 400 LC Meter Freestyle

FGC Open Rec: 4:53.07 4/30/2004 Becca Heller

FGC Record: 4:47.79 7/24/2003 Jenny Yazbec

5:20.19	10&U AAAA
5:35.39	10&U AAA
5:50.59	10&U AA
6:05.89	10&U A
6:51.59	10&U BB
7:37.29	10&U B

Name	Age	Team	Finals Time
1 Montero, Becca	10	AKS-FG	5:11.17 AAAA
	1:14.23	1:19.24	1:18.97 1:18.73
2 Dinehart, Olivia G	10	AKS-FG	5:23.30 AAA
	1:15.89	1:22.25	1:22.57 1:22.59


Event 31 Girls 11-12 400 LC Meter Freestyle

FGC Open Rec: 4:24.50 7/20/2006 Lauren Driscoll

FGC Record: 4:24.50 7/20/2006 Lauren Driscoll

4:47.99	11-12 AAAA
5:01.69	11-12 AAA
5:15.39	11-12 AA
5:29.09	11-12 A
5:56.49	11-12 BB
6:23.89	11-12 B

Name	Age	Team	Finals Time
1 Banks, Gabrianna C	12	HAT-FG	4:57.61 AAA
	1:12.28	1:16.26	1:17.04 1:12.03
2 D'Alessandro, Janet	12	AKS-FG	4:58.11 AAA
	1:10.67	1:15.41	1:17.09 1:14.94
3 Kauffman, Ruthie A	12	NMST-FG	5:02.12 AA
	1:10.45	1:16.22	1:18.27 1:17.18
4 Kondratovitch, Ana	12	UN-FG-FG	5:05.27 AA
	111.:46999	118.:19001	1:18.59 1:17.02
5 Miao, Margaret W	11	AKS-FG	5:05.58 AA
	112.:88999	119.:13001	1:17.40 1:16.16
6 Cope, Lily Y	12	BGS-FG	5:13.53 AA
	1:15.21	1:22.07	1:21.23 1:15.02
7 Schimansky, Sarah A	12	CSSC-FG	5:18.20 A
	1:14.78	1:19.46	1:21.81 1:22.15
8 Gonzalez, Chloe	12	MBS-FG	5:19.55 A
	1:19.16	1:22.08	1:19.84 1:18.47
9 Taylor, Isabella I	12	HAT-FG	5:21.38 A
	1:15.82	1:22.25	1:23.10 1:20.21



2015 Coral Springs Open Invitational-CSSC-051615, S#: FGI051615CSSC-B-1

Coral Springs Aquatic Complex

Results

(Event 31 Girls 11-12 400 LC Meter Freestyle)

Name	Age	Team	Finals Time	
10 Deybach, Stephanie	12	MBS-FG	5:31.65	BB
1:14.65	1:24.40	1:26.77	1:25.83	
11 Smutny, Lucy D	12	AKS-FG	5:38.01	BB
1:18.78	1:27.15	1:27.29	1:24.79	

Event 31 Girls 13-14 400 LC Meter Freestyle

FGC Open Rec: 4:16.32 3/17/2011 Becca Mann
FGC Record: 4:12.83 8/3/1983 Michele Richardson
 4:35.59 13-14 AAAA
 4:48.69 13-14 AAA
 5:01.79 13-14 AA
 5:14.89 13-14 A
 5:41.19 13-14 BB
 6:07.39 13-14 B


Name	Age	Team	Finals Time	
1 Smutny, Mary S	14	AKS-FG	4:35.22	AAAA
1:05.37	1:10.20	1:11.61	1:08.04	
2 Biro, Delaney P	13	CSSC-FG	4:48.83	AA
1:09.57	1:13.81	1:13.04	1:12.41	
3 Botting, Rachel E	13	CSSC-FG	4:51.53	AA
1:09.64	1:14.54	1:13.81	1:13.54	
4 Schain, Maddy L	13	AKS-FG	4:59.05	AA
1:09.:69999	1:15.:47001	1:16.77	1:17.11	
5 Beltrano, Gabby J	13	CSSC-FG	5:01.43	AA
1:11.10	1:16.89	1:18.11	1:15.33	
6 Torres, Pamela	14	AKS-FG	5:08.90	A
1:12.14	1:18.88	1:20.54	1:17.34	
7 Abovitz, Zoe C	14	AZFL-FG	5:09.23	A
1:14.80	1:18.93	1:18.14	1:17.36	
8 Jones, Acacia L	14	CSSC-FG	5:11.58	A
1:15.09	1:18.23	1:19.93	1:18.33	
9 Davis, Mary	13	AKS-FG	5:18.22	BB
1:15.07	1:20.14	1:21.79	1:21.22	
10 Mason, Julie E	14	CSSC-FG	5:18.46	BB
1:17.88	1:22.39	1:20.48	1:17.71	
11 Udell, Olivia F	13	AZFL-FG	5:19.44	BB
1:16.92	1:22.11	1:20.48	1:19.93	
12 Szakacs, Lydia C	13	CSSC-FG	5:24.44	BB
1:17.24	1:22.90	1:23.31	1:20.99	
13 Sola, Sophia B	14	BGS-FG	5:26.47	BB
1:17.49	1:22.13	1:24.15	1:22.70	
14 Camacho, Jacqueline	13	YBC-FG	5:58.43	B
1:21.93	1:31.24	1:34.01	1:31.25	

Event 31 Girls 15 & Over 400 LC Meter Freestyle

FGC Record: 4:37.65 5/16/2015 Megan A Schimansky

Name	Age	Team	Finals Time
1 Braga, Luisa	16	UN-FG-FG	4:25.21
1:04.75	1:07.35	1:07.56	1:05.55

2 Van Den Berg, Daniella P	18	AZFL-FG	4:34.88
1:06.00	1:08.77	1:10.27	1:09.84
3 Schimansky, Megan A	15	CSSC-FG	4:37.65
1:07.50	1:10.68	1:10.25	1:09.22
4 Dodge, Katelyn M	21	BRST-FG	4:43.25
1:07.19	1:12.46	1:12.21	1:11.39
5 Van Den Berg, Andrea C	16	AZFL-FG	4:43.64
1:07.52	1:12.60	1:13.03	1:10.49
6 Robinson, Aitana	17	LAC-ZZ	4:45.02
1:10.19	1:13.79	1:12.79	1:08.25
7 Brannan, Marissa N	15	HAT-FG	4:45.17
1:07.38	1:12.20	1:12.80	1:12.79
8 Langham, Menley	15	LAC-ZZ	4:45.43
1:09.41	1:13.20	1:12.87	1:09.95
9 Wang, Sabrina	16	LAC-ZZ	4:45.98
1:09.51	1:13.42	1:13.01	1:10.04
10 Allen, Jessica	15	LAC-ZZ	4:50.12
1:10.:02999	1:14.:55001	1:13.74	1:11.80
11 Sauer, Lindsey N	18	CSSC-FG	4:51.93
1:09.87	1:14.18	1:14.36	1:13.52
12 Wong, Ellie	15	LAC-ZZ	4:54.19
1:09.43	1:16.09	1:15.30	1:13.37
13 Ross, Racine E	15	AZFL-FG	4:56.68
1:08.:82999	1:14.:82001	1:17.07	1:15.96
14 Wilkerson, Rebecca M	17	CSSC-FG	4:56.85
1:07.77	1:14.39	1:17.20	1:17.49
15 Belcik, Bridget A	19	BRST-FG	4:58.66
1:10.45	1:15.60	1:16.65	1:15.96
16 El-Hamaki, Sahra I	20	BRST-FG	5:00.18
1:12.47	1:16.19	1:16.39	1:15.13
17 Perna, Sabrina I	15	UN-FG-FG	5:01.13
1:10.51	1:16.50	1:17.81	1:16.31
18 Maginley, Aliah M	17	AZFL-FG	5:04.40
1:12.76	1:18.08	1:17.73	1:15.83
19 Manganiello, Lindsay E	17	AKS-FG	5:05.29
1:11.51	1:17.99	1:18.97	1:16.82
20 Puia, Emily R	15	CSSC-FG	5:21.89
1:14.76	1:24.13	1:23.27	1:19.73
21 Suzuki, Luisa A	15	CSSC-FG	5:33.25
1:17.:91999	1:23.:95001	1:25.65	1:25.73
22 Bérubés8sb7sm8, Camille	19	GO-ZZ	6:01.96
1:26.85	1:33.07	1:31.58	1:30.46
--- Bucaro, Sarah M	15	AZFL-FG	NS



2015 Coral Springs Open Invitational-CSSC-051615, S#: FGI051615CSSC-B-1

Coral Springs Aquatic Complex

Results

Event 32 Boys 10 & Under 400 LC Meter Freestyle

FGC Open Rec: 4:50.00 7/25/2002 Nicholas Manousos

FGC Record: 4:50.00 7/25/2002 Nicholas Manousos

5:14.69 10&U AAAAA

5:29.69 10&U AAA

5:44.59 10&U AA

5:59.59 10&U A

6:44.59 10&U BB

7:29.49 10&U B

Name	Age	Team	Finals Time	
1 Winkler, Kaii L	9	FLA-FG	4:56.30	AAAA
	1:10.08	1:16.26	1:15.30	1:14.66
2 Winkler, Finn	10	FLA-FG	5:04.00	AAAA
	1:12.40	1:18.86	1:17.92	1:14.82
3 Dulieu, Diego R	10	AZFL-FG	5:36.76	AA
	1:19.67	1:25.65	1:29.22	1:22.22

Event 32 Boys 11-12 400 LC Meter Freestyle

FGC Open Rec: 4:17.14 6/23/2011 Matthew Hirschberger

FGC Record: 4:18.36 7/29/2014 Rafael Rodriguez

4:41.59 11-12 AAAAA

4:55.09 11-12 AAA

5:08.49 11-12 AA

5:21.89 11-12 A

5:48.69 11-12 BB

6:15.49 11-12 B

Name	Age	Team	Finals Time	
1 Marks, Connor M	12	CSSC-FG	5:10.30	A
	1:13.78	1:19.72	1:19.80	1:17.00
2 Bono, Dominic E	11	AKS-FG	5:10.92	A
	1:16.64	1:22.16	1:19.59	1:12.53
3 Sierra, Miguel	12	AKS-FG	5:14.16	A
	1:14.10	1:20.37	1:20.80	1:18.89
4 Cortez, Luis E	12	HAT-FG	5:15.06	A
	1:14.30	1:21.22	1:21.05	1:18.49

Event 32 Boys 13-14 400 LC Meter Freestyle

FGC Open Rec: 4:05.63 6/21/2012 Wes McGovern

FGC Record: 4:04.87 8/9/2004 Jeff RAYMOND

4:24.89 13-14 AAAAA

4:37.49 13-14 AAA

4:50.09 13-14 AA

5:02.69 13-14 A

5:27.89 13-14 BB

5:53.19 13-14 B


Name	Age	Team	Finals Time	
1 Torres, John	14	UN-FG-FG	4:34.07	AAA
	1:04.37	1:10.01	1:10.77	1:08.92
2 Rotman, Pierce M	14	SAS-FG	4:41.85	AA
	1:07.22	1:11.47	1:12.69	1:10.47
3 Barranco, Kevin	14	BGS-FG	4:45.08	AA
	1:05.97	1:12.45	1:14.69	1:11.97

4 Matheus, Eric	14	SAS-FG	4:45.72	AA
	1:06.43	1:10.90	1:14.09	1:14.30
5 Savino, Gianni L	14	CSSC-FG	4:47.79	AA
	1:08.05	1:14.26	1:14.70	1:10.78
6 Deybach, Alex	14	MBS-FG	4:47.82	AA
	1:06.34	1:13.86	1:15.70	1:11.92
7 Tortola, Cristian	13	UN-FG-FG	4:48.34	AA
	1:07.22	1:13.76	1:14.62	1:12.74
8 Homes, Diego	14	YBC-FG	4:52.26	A
	1:07.23	1:15.36	1:15.91	1:13.76
9 Marsal, Sebastian W	13	UN-FG-FG	4:55.19	A
	1:09.33	1:16.19	1:16.34	1:13.33
10 Suarez, Sabi A	14	CSSC-FG	5:19.61	BB
	1:16.60	1:23.79	1:22.66	1:16.56
11 Trimble, Gregory E	13	CSSC-FG	5:24.87	BB
	1:19.59	1:23.00	1:22.19	1:20.09
12 Vatinelle, Tomas A	13	AKS-FG	5:45.37	B
	1:21.35	1:27.28	1:28.77	1:27.97

Event 32 Boys 15 & Over 400 LC Meter Freestyle

FGC Record: 4:14.89 5/16/2015 Julio A Horrego

Name	Age	Team	Finals Time	
1 Acosta, Marcelo	18	AZFL-FG	4:02.52	
	57.95	1:02.65	1:03.32	58.60
2 Martinez, Jose A	17	AZFL-FG	4:08.31	
	59.88	1:03.13	1:03.07	1:02.23
3 Horrego, Julio A	16	HSC-FG	4:14.89	
	1:01.28	1:05.76	1:06.37	1:01.48
4 Gomez, Alberto	15	UN-FG-FG	4:14.95	
	1:00.04	1:06.54	1:05.03	1:03.34
5 Araya, Esteban	18	UN-FG-FG	4:15.40	
	1:02.15	1:06.28	1:04.73	1:02.24
6 Alatorre, Fernando	16	AZFL-FG	4:15.94	
	59.91	1:06.30	1:05.71	1:04.02
7 Le Grand, Jemal E	20	AZFL-FG	4:16.64	
	1:00.54	1:04.98	1:06.21	1:04.91
8 Bermudez, Miguel	18	BGS-FG	4:16.97	
	1:03.60	1:06.40	1:04.46	1:02.51
9 Smutny, Luke R	16	AKS-FG	4:19.98	
	1:01.87	1:06.81	1:06.14	1:05.16
10 Pineiro-Barros, Eduardo J	16	YBC-FG	4:22.69	
	1:03.27	1:06.20	1:07.04	1:06.18
11 Lares, Andres A	15	AZFL-FG	4:22.72	
	1:03.23	1:06.26	1:07.03	1:06.20
12 Byshnev, Konstantin I	19	BRST-FG	4:26.42	
	1:01.52	1:08.29	1:09.01	1:07.60
13 Utz, Joaquin A	16	BGS-FG	4:26.48	
	1:04.40	1:08.27	1:08.13	1:05.68
14 Vargas, Sebastian	16	CSSC-FG	4:27.82	
	1:05.12	1:07.46	1:09.50	1:05.74
15 Perez, Jhonny J	17	UN-FG-FG	4:28.56	
	1:02.67	1:08.69	1:09.50	1:07.70



2015 Coral Springs Open Invitational-CSSC-051615, S#: FGI051615CSSC-B-1

Coral Springs Aquatic Complex

Results


(Event 32 Boys 15 & Over 400 LC Meter Freestyle)

Name	Age	Team	Finals Time	
16 Pierce, Bryce E	18	CSSC-FG	4:30.10	
	1:04.37	1:09.06	1:09.87	1:06.80
17 Cappa, Dominic	16	LAC-ZZ	4:37.27	
	1:05.22	1:12.07	1:11.89	1:08.09
18 Cardozo, Joseph J	16	BGS-FG	4:37.44	
	1:06.70	1:10.94	1:11.37	1:08.43
19 Yamamoto, Henrique A	17	CSSC-FG	4:38.07	
	1:06.93	1:11.81	1:11.58	1:07.75
20 Vatinelle, Matthieu A	16	AKS-FG	4:44.10	
	19.53	1:58.81	1:13.52	1:12.24
21 Gomez, Felipe	21	AZFL-FG	4:45.47	
	1:06.19	1:12.86	1:14.24	1:12.18
22 Hosfeld, Luiz F	16	CSSC-FG	5:02.30	
	1:07.42	1:16.98	1:20.19	1:17.71
23 Fraiman, Elad	16	UN-FG-FG	5:03.80	
	1:11.02	1:17.72	1:18.30	1:16.76

Event 33 Girls 10 & Under 200 LC Meter FreestyleFGC Open Rec: **2:18.59** 6/19/2014 **Meghan Lynch**FGC Record: **2:19.21** 7/29/2004 **Becca Heller****2:33.39** AAAAA**2:41.69** AAA**2:50.09** AA**2:58.39** A**3:02.39** FGJO**3:23.39** BB**3:48.49** B

Name	Age	Team	Finals Time		
1 Montero, Becca	10	AKS-FG	2:30.19		AAAA
	34.39	38.85	38.81	38.14	
2 Fernandez, Michelle A	10	HSC-FG	2:31.15		AAAA
	33.30	38.87	40.03	38.95	
3 Botting, Riley E	10	CSSC-FG	2:36.18		AAA
	36.02	40.13	41.36	38.67	
4 Dinehart, Olivia G	10	AKS-FG	2:40.72		AAA
	34.75	41.25	42.94	41.78	
5 Badell, Eugenia	10	NMST-FG	2:43.64		AA
	36.95	41.92	43.37	41.40	
6 Troccoli, Isa M	10	SUN-FG	2:50.53		A
	36.55	39.85	50.07	44.06	
7 Robertson, Emily R	10	CSSC-FG	2:51.65		A
	38.02	44.32	46.08	43.23	
8 Levin, Rebeca	10	SF-FG	2:54.74		A
	39.46	46.22	45.43	43.63	
9 Rilo, Illari	10	SUN-FG	2:56.01		A
	40.17	45.02	45.82	45.00	
10 Kennedy, Lauren N	9	SF-FG	2:56.43		A
	40.68	47.19	45.36	43.20	
11 Dinehart, Elena S	10	AKS-FG	2:56.93		A
	39.24	46.98	47.50	43.21	

12 Armbruster, Kaitlyn P	10	CSSC-FG	2:57.74		A
	39.87	45.48	47.09	45.30	
13 Chinogwenya, Nakai S	10	SF-FG	2:58.87		FGJO
	36.52	47.83	49.37	45.15	
14 Smutny, Maddie R	9	AKS-FG	2:59.46		FGJO
	41.98	47.87	45.60	44.01	
15 Levin, Sara	8	SF-FG	3:01.02		FGJO
	40.44	47.60	47.86	45.12	
16 Marino, Yazmin A	10	YBC-FG	3:05.60		BB
	41.84	48.63	49.06	46.07	
17 Gonzalez, Paola I	9	UN-FG-FG	3:07.98		BB
	43.75	49.73	48.90	45.60	
18 Baucells, Angelina	9	BGS-FG	3:08.67		BB
	42.31	49.42	49.14	47.80	
19 Nieto, Bianca G	8	UN-FG-FG	3:10.41		BB
	42.15	49.72	1:38.54		
20 Frazier, Sara M	10	BGS-FG	3:11.39		BB
	42.78	50.31	49.98	48.32	
21 Olson, Elisabeth G	10	CSSC-FG	3:13.93		BB
	43.15	50.01	50.85	49.92	
22 Banks, Brooklyn	10	SF-FG	3:16.18		BB
	43.50	51.30	53.24	48.14	
23 Ward, Payton A	10	CSSC-FG	3:16.56		BB
	42.38	50.98	52.35	50.85	
24 Holmes, Willow G	10	CSSC-FG	3:16.99		BB
	43.20	52.49	52.75	48.55	
25 Palacios, Nicole	10	CSSC-FG	3:18.75		BB
	44.40	51.93	53.32	49.10	
26 Cope, Rosie Q	8	BGS-FG	3:22.84		BB
	43.65	52.96	54.89	51.34	
27 Alsup, Evelyn R	9	MBS-FG	3:26.35		B
	44.38		52.17		
28 Sosa, Ariana	9	SF-FG	3:34.28		B
	45.57	57.69	56.12	54.90	
29 Tauzer, Sarah A	9	CSSC-FG	3:36.55		B
	46.41	56.88	56.92	56.34	
30 Kanter, Ava	9	SF-FG	3:38.25		B
	46.62	54.86	58.30	58.47	
31 Meyer, Camryn E	8	CSSC-FG	3:41.39		B
	48.13	58.07	52.54	1:02.65	
32 Bonasera, Kaitlyn R	9	CSSC-FG	3:42.24		B
	49.93	57.65	58.90	55.76	
33 Bonney, Mackenna	8	CSSC-FG	3:47.63		B
	50.75	59.99	1:00.55	56.34	
34 Suarez, Rhanian G	8	CSSC-FG	3:55.09		
	50.18	1:00.35	1:01.82	1:02.74	
35 Lubarsky, Roni	9	CSSC-FG	4:36.85		
	57.98	1:12.14	1:12.45	1:14.28	
--- McCormick, Riley E	10	CSSC-FG			NS
--- Barnhardt, Rylie D	10	AZFL-FG			NS



2015 Coral Springs Open Invitational-CSSC-051615, S#: FGI051615CSSC-B-1

Coral Springs Aquatic Complex

Results

Event 34 Boys 10 & Under 200 LC Meter Freestyle

FGC Open Rec: 2:18.33 6/25/2009 Jackson DeFore
FGC Record: 2:19.68 5/2/2002 Nicholas Manousos
 2:30.39 AAAA
 2:37.49 AAA
 2:44.69 AA
 2:51.89 A
 2:59.89 FGJO
 3:13.29 BB
 3:34.79 B


Name	Age	Team	Finals Time	Points
1 Winkler, Kaii L	9	FLA-FG	2:22.45	AAAA
31.63	36.56	37.74	36.52	
2 Rodriguez, Agustin F	10	HSC-FG	2:22.68	AAAA
32.83	37.31	37.69	34.85	
3 Winkler, Finn	10	FLA-FG	2:24.72	AAAA
32.55	36.92	38.17	37.08	
4 Echeumuna, Luca A	9	AZFL-FG	2:35.53	AAA
36.98	40.03	40.24	38.28	
5 Dulieu, Diego R	10	AZFL-FG	2:44.61	AA
37.66	44.24	42.62	40.09	
6 Gonzalez, George G	7	UN-FG-FG	2:46.24	A
37.19	42.43	43.45	43.17	
7 Lopez-Casula, Marcoaurelio	10	HSC-FG	2:54.09	FGJO
38.93	44.66	45.74	44.76	
8 Rivas, Fabio A	9	HSC-FG	2:57.36	FGJO
38.77	45.89	47.01	45.69	
9 Carbone, Santiago A	10	NMST-FG	2:58.52	FGJO
38.64	44.65	47.14	48.09	
10 Leal, Samuel A	10	BGS-FG	3:00.29	BB
39.49	46.10	48.07	46.63	
11 Aronsohn, Matthew C	10	SAS-FG	3:02.88	BB
40.19	47.70	49.66	45.33	
12 Reta, Ethan R	10	MBS-FG	3:03.39	BB
41.35	47.19	49.15	45.70	
13 Nordheim, Gregory A	10	SAS-FG	3:04.95	BB
43.01	48.68	47.31	45.95	
14 Ruf, Justin T	10	CSSC-FG	3:11.02	BB
42.51	49.21	50.72	48.58	
15 Alvarez, Alejandro	10	CSSC-FG	3:12.80	BB
41.87	51.23	53.62	46.08	
16 Savino, Sebastian M	9	CSSC-FG	3:13.35	B
43.50	51.06	49.83	48.96	
17 Pokatragool, Pete	10	CSSC-FG	3:13.53	B
41.75	49.01	52.61	50.16	
18 Armbruster, Tyler K	8	CSSC-FG	3:14.15	B
45.45	52.09	49.57	47.04	
19 Kean, Christopher E	9	SUN-FG	3:25.99	B
46.97	52.87	55.77	50.38	
20 Hau, Derek	7	SF-FG	3:28.54	B
46.10	56.15	53.31	52.98	

21 Landron, Gabriel	8	SUN-FG	3:37.27	
51.05	57.23	55.12	53.87	
22 Sharma, Mehu	10	CSSC-FG	3:51.97	
47.99	1:01.58	1:03.27	59.13	
23 Ros, Daniel	10	SF-FG	3:53.00	
50.18	1:01.70	1:01.95	59.17	
24 Landron, Rafael	7	SUN-FG	3:53.86	
50.40	1:00.05	1:02.71	1:00.70	
25 Nelson, Dillon P	10	CSSC-FG	3:54.11	
46.49	59.81	2:07.81		
26 Lopez-Casula, Leonardo	7	HSC-FG	4:01.24	
51.02	1:03.10	1:05.35	1:01.77	
27 Tan, Matthew W	9	CSSC-FG	4:08.62	
51.70	3:16.92			
28 Calero, Fernando J	9	CSSC-FG	4:10.69	
51.52	1:05.67	1:08.54	1:04.96	
29 Sherlock, Aiden	10	BRST-FG	4:45.59	
1:00.36	1:17.46	1:17.17	1:10.60	
--- Opperman, Lucas M	9	CSSC-FG	NS	
--- McCracken, Ben L	9	CSSC-FG	NS	
--- Aguirre, Jorge A	10	SF-FG	NS	
--- DeBlasis, Jordan N	10	SF-FG	NS	
--- Opperman, Rafael M	10	CSSC-FG	NS	
--- Leon, Leonardo	10	UN-FG-FG	NS	

Event 35 Girls 11-12 200 LC Meter Freestyle

FGC Open Rec: 2:06.31 7/30/2003 Chelsea Franklin
FGC Record: 2:07.03 7/20/2006 Lauren Driscoll
 2:17.89 AAAA
 2:24.39 AAA
 2:30.99 AA
 2:37.59 A
 2:41.59 FGJO
 2:50.69 BB
 3:03.79 B

Name	Age	Team	Finals Time	Points
1 Acosta, Claudia	12	HSC-FG	2:17.57	AAAA
31.40	34.52	36.32	35.33	
2 Kondratovitch, Ana	12	UN-FG-FG	2:22.84	AAA
32.06	35.83	37.40	37.55	
3 Banks, Gabrianna C	12	HAT-FG	2:24.49	AA
30.82	37.08	38.67	37.92	
4 Miao, Margaret W	11	AKS-FG	2:28.18	AA
32.48	36.93	39.19	39.58	
5 Gooding, Adriana	11	AZFL-FG	2:31.00	A
32.48	38.19	40.09	40.24	
6 Cope, Lily Y	12	BGS-FG	2:31.12	A
34.23	38.43	40.22	38.24	
7 Trodick, Samantha	12	SUN-FG	2:32.10	A
33.04	37.64	41.04	40.38	
8 Iglesias, Lily	11	MS-FG	2:32.33	A
33.57	39.30	40.19	39.27	




2015 Coral Springs Open Invitational-CSSC-051615, S#: FGI051615CSSC-B-1

Coral Springs Aquatic Complex

Results

(Event 35 Girls 11-12 200 LC Meter Freestyle)

Name	Age	Team	Finals Time							
9 Taylor, Isabella I	12	HAT-FG	2:33.96	A	34 Kennedy, Kaycie M	11	SF-FG	2:53.10	B	
35.04	38.14	40.42	40.36		41.88	45.61	43.90	41.71		
10 Gonzalez, Chloe	12	MBS-FG	2:34.61	A	35 Shearer, Anabela	11	SUN-FG	2:53.96	B	
34.71	39.50	41.42	38.98		39.27	44.25	45.37	45.07		
11 Schimansky, Sarah A	12	CSSC-FG	2:35.33	A	36 Barrios, Sofia	11	CSSC-FG	2:59.88	B	
35.60	39.85	40.73	39.15		40.84	47.73	48.17	43.14		
12 Mitova, Ellie	12	CSSC-FG	2:35.48	A	37 Nagy, Ashley J	11	CSSC-FG	3:00.95	B	
35.87	40.18	40.15	39.28		43.06	46.68	46.20	45.01		
13 Garcia, Giulianna	11	CSSC-FG	2:36.61	A	38 Gomez, Abigail M	12	SUN-FG	3:01.16	B	
35.87	40.16	40.29	40.29		40.34	48.04	48.35	44.43		
14 Deybach, Stephanie	12	MBS-FG	2:36.68	A	39 Ruiz, Alexandra	12	YBC-FG	3:03.47	B	
35.48	39.88	41.69	39.63		40.02	46.89	48.37	48.19		
15 Seniuta, Monika	11	SAS-FG	2:37.40	A	40 Dattile, Briana E	11	CSSC-FG	3:05.97		
36.21	40.35	40.37	40.47		37.29	46.48	51.32	50.88		
16 Fowler, Faith E	11	CSSC-FG	2:37.70	FGJO	41 Alfonso, Ashley M	11	AKS-FG	3:08.13		
35.58	39.84	41.43	40.85		48.89	49.86				
17 Gonzalez, Shannelle	12	HSC-FG	2:38.08	FGJO	42 Ferraro, Sophia	11	MWA-FG	3:11.08		
34.00	40.12	43.00	40.96		42.52	50.01	50.70	47.85		
18 Belezny, Flora	12	SAS-FG	2:38.86	FGJO	43 Lalor, Kayleigh E	12	CSSC-FG	3:11.58		
35.89	40.90	41.95	40.12		41.40	50.56	50.05	49.57		
19 Backer, Taylor R	12	AKS-FG	2:39.12	FGJO	44 Mclean, Devon W	11	BRST-FG	3:11.84		
36.42	40.99	42.02	39.69		40.04	2:31.80				
20 Castillo, Gabi N	12	BRST-FG	2:39.31	FGJO	45 Arteaga, Annabelle	12	MWA-FG	3:16.28		
36.89	40.79	42.40	39.23		43.27	50.00	1:43.01			
21 Vazquez, Jennifer	11	HSC-FG	2:41.62	BB	46 Laplant, Sara E	11	CSSC-FG	3:17.66		
35.35	41.00	42.73	42.54		43.95	51.91	52.15	49.65		
22 Pizano, Juliet	12	MBS-FG	2:41.70	BB	47 Pinilla, Kelly M	11	CSSC-FG	3:22.08		
35.35	41.37	42.51	42.47		44.91	55.47	54.41	47.29		
23 Smutny, Lucy D	12	AKS-FG	2:42.79	BB	48 Sosa, Arizel	11	SF-FG	3:24.60		
35.10	41.87	43.68	42.14		44.52	56.68	53.97	49.43		
24 Lesentier, Jacqueline	12	NMST-FG	2:43.10	BB	49 Chavarro, Alessia V	11	FLA-FG	3:28.64		
35.81	41.91	43.49	41.89		44.14	55.00	54.03	55.47		
25 Deo, Alana E	11	AKS-FG	2:43.84	BB	50 Martinez-Vizcaino, Gabriela	12	UN-FG-FG	3:38.90		
36.76	42.39	43.00	41.69		44.55	58.08	1:00.05	56.22		
26 Molina, Gabriela G	11	AKS-FG	2:44.02	BB	--- Suglio, Lauren N	11	CSSC-FG	NS		
36.46	42.75	42.86	41.95		--- Suglio, Melanie L	11	CSSC-FG	NS		
27 Gomez, Camila	12	MBS-FG	2:46.31	BB	--- Kotler, Lauren H	11	MWA-FG	NS		
36.01	42.75	45.30	42.25		--- Gandolfo, Krystal	11	MBS-FG	NS		
28 Nordheim, Caroline K	12	SAS-FG	2:49.63	BB	--- Martin, Kaya E	12	MBS-FG	NS		
36.69			45.57							
29 Martinez-Bruno, Victoria B	12	YBC-FG	2:50.11	BB						
36.22	43.48	46.26	44.15							
30 Barraque, Toscane	12	AKS-FG	2:50.46	BB						
38.67	44.98	44.83	41.98							
31 Fors, Helen	11	HSC-FG	2:50.79	B						
38.40	43.21	46.27	42.91							
32 Chandler, Ava C	12	MS-FG	2:51.53	B						
37.19	42.84	46.64	44.86							
33 Candido, Amber L	11	CSSC-FG	2:52.54	B						
40.21	45.06	45.54	41.73							



2015 Coral Springs Open Invitational-CSSC-051615, S#: FGI051615CSSC-B-1

Coral Springs Aquatic Complex

Results

Event 36 Boys 11-12 200 LC Meter Freestyle

FGC Open Rec: 2:02.56 6/23/2011 Matthew Hirschberger

FGC Record: 2:03.07 7/26/2011 Julien Pinon

2:14.19 AAAA

2:20.59 AAA

2:26.99 AA

2:33.39 A


2:37.79 FGJO

2:46.19 BB

2:58.99 B

Name	Age	Team	Finals Time	
1 Gonzalez, David A	12	AZFL-FG	2:18.80	AAA
31.19	35.69	36.86	35.06	
2 Meyer, Alexander I	12	CSSC-FG	2:21.22	AA
31.54	36.31	37.30	36.07	
3 Quijada, Daniel	12	HSC-FG	2:21.24	AA
32.22	35.74	37.34	35.94	
4 Beron-Vera, Pedro	12	MS-FG	2:23.53	AA
32.83	36.43	37.97	36.30	
5 Lopez, Jose C	12	MS-FG	2:23.76	AA
32.23	37.22	37.85	36.46	
6 Marks, Connor M	12	CSSC-FG	2:24.62	AA
32.86	37.29	37.76	36.71	
7 Tarafa, Matthew A	11	HSC-FG	2:25.37	AA
32.69	37.22	38.09	37.37	
8 Sierra, Miguel	12	AKS-FG	2:25.47	AA
32.90	37.75	39.12	35.70	
9 D'Avi, Jack	12	YBC-FG	2:26.86	AA
34.10	38.63	38.19	35.94	
10 Valdes, Victor M	11	HSC-FG	2:27.44	A
33.53	38.07	38.86	36.98	
11 Forman, Andrew K	12	HAT-FG	2:29.28	A
35.64	37.54	39.03	37.07	
12 Bono, Dominic E	11	AKS-FG	2:29.82	A
33.33	38.62	40.00	37.87	
13 Cortez, Luis E	12	HAT-FG	2:29.92	A
32.93	37.98	39.27	39.74	
14 Sosa, Michael J	12	HSC-FG	2:30.19	A
32.62	39.38	40.18	38.01	
15 Gonzalez, Brian N	11	CSSC-FG	2:30.59	A
33.33	38.20	39.70	39.36	
16 Efimov, Nikita A	11	NMST-FG	2:31.57	A
35.05	39.05	40.05	37.42	
17 Chin, Cody C	12	CSSC-FG	2:31.86	A
33.97	38.92	39.34	39.63	
18 Lesentier, Luca	11	NMST-FG	2:32.89	A
35.78	39.23	39.93	37.95	
19 Cera, Rafael	12	HSC-FG	2:34.53	FGJO
34.23	39.80	40.59	39.91	
20 Ferrara, Luc M	11	CSSC-FG	2:38.19	BB
35.76	40.71	41.47	40.25	

21 Mandava, Yeshwanth	12	YBC-FG	2:41.98	BB
36.91	42.28	42.77	40.02	
22 McCracken, Ian B	12	CSSC-FG	2:43.31	BB
36.03	41.57	43.13	42.58	
23 Tapia, Jio J	12	FLA-FG	2:43.69	BB
35.08	42.54	43.44	42.63	
24 Hategan, Darien O	12	YBC-FG	2:44.23	BB
36.66	42.07	44.45	41.05	
25 Perez, Misha	12	FLA-FG	2:44.32	BB
35.88	41.63	43.13	43.68	
26 Marrero, Javier	12	BGS-FG	2:46.11	BB
35.70	42.78	44.44	43.19	
27 Quijada, Samuel E	12	HSC-FG	2:47.69	B
37.97	42.30	43.85	43.57	
28 Mauriello, Bruno	12	UN-FG-FG	2:48.86	B
37.42	44.78	44.66	42.00	
29 Rivero, Juancamilo	12	HSC-FG	2:49.77	B
39.90	43.19	44.59	42.09	
30 Tamaroff, Jared I	12	SF-FG	2:50.37	B
37.88	44.55	45.43	42.51	
31 Tamaroff, Dylan M	12	SF-FG	2:55.08	B
37.07	44.96	47.06	45.99	
32 Bonasera, Jason N	12	CSSC-FG	2:59.17	
40.08	47.11	46.78	45.20	
33 Bagiotti, Jon M	11	YBC-FG	3:06.85	
44.66	47.76	49.21	45.22	
34 Oliver, Garrett M	12	AKS-FG	3:13.81	
39.87	50.67	52.38	50.89	
35 Engelmann, Blake	12	SF-FG	3:16.24	
41.96	52.66	54.20	47.42	
36 Sorunmu, Elijah M	12	SF-FG	3:17.20	
40.12	53.41	55.10	48.57	
37 Tamaroff, Alec R	12	SF-FG	3:17.73	
41.73	53.54	53.57	48.89	
38 Gonzalez, Enzo	11	SWAT-FG	3:20.25	
43.00	50.98	53.71	52.56	
39 Brander, Ryan J	11	CSSC-FG	3:24.55	
43.37	54.01	53.96	53.21	
40 Ohana, Daniel S	12	MBS-FG	3:28.49	
41.16	52.85	57.97	56.51	
41 Nutter, Alec A	12	CSSC-FG	3:32.66	
43.32	53.47	58.57	57.30	
42 Garcia, Cristian C	11	CSSC-FG	3:33.57	
50.49			48.07	
43 Aversa, Harris	11	SF-FG	3:36.91	
47.38	57.69	58.20	53.64	
--- Vazquez, Leo	11	CSSC-FG		NS
--- Valdivia, Dylan D	12	MS-FG		NS
--- Portillo, Steven	12	UN-FG-FG		NS
--- Gomez, Javier E	11	MS-FG		NS



2015 Coral Springs Open Invitational-CSSC-051615, S#: FGI051615CSSC-B-1

Coral Springs Aquatic Complex


Results

Event 37 Girls 13-14 200 LC Meter Freestyle

FGC Open Rec: 2:01.35 8/12/2002 Dana Vollmer
FGC Record: 2:02.80 8/3/1983 Michele Richardson
 2:11.39 13-14 AAAA
 2:17.69 13-14 AAA
 2:23.89 13-14 AA
 2:23.89 13-14 FGJO
 2:30.19 13-14 A
 2:42.69 13-14 BB
 2:55.19 13-14 B

Name	Age	Team	Finals Time		
1 Smutny, Mary S	14	AKS-FG	2:12.28	AAA	
29.98	33.09	34.76	34.45		
2 Virgin, Hannah E	14	CSSC-FG	2:13.38	AAA	
30.82	33.40	34.42	34.74		
3 Biro, Delaney P	13	CSSC-FG	2:18.73	AA	
31.55	35.22	36.01	35.95		
4 Starman, Sidney M	14	BGS-FG	2:20.27	AA	
32.12	35.50	36.33	36.32		
5 Fernandez, Gabriela I	14	HSC-FG	2:22.81	AA	
31.57	36.22	38.00	37.02		
6 Jerew, Hailey R	14	AKS-FG	2:22.84	AA	
31.45	35.96	38.15	37.28		
7 Seto, Tiffany	14	SF-FG	2:23.01	AA	
33.53	36.66	37.11	35.71		
8 Thomas, Cameron N	13	SF-FG	2:24.33	A	
33.12	37.66	36.76	36.79		
9 Kennedy, Jodi	13	SF-FG	2:24.92	A	
34.03	37.39	37.41	36.09		
10 Schain, Maddy L	13	AKS-FG	2:25.09	A	
32.82	37.36	38.07	36.84		
11 Colon, Annabelle V	14	BGS-FG	2:26.26	A	
33.26	37.62	37.85	37.53		
12 Torres, Pamela	14	AKS-FG	2:26.74	A	
32.55	37.65	38.78	37.76		
13 Abovitz, Zoe C	14	AZFL-FG	2:27.77	A	
32.75	37.14	38.80	39.08		
14 Korb, Gaby C	13	SAS-FG	2:29.79	A	
34.94	38.39	39.05	37.41		
15 Amon, Ashlynn	14	YBC-FG	2:30.85	BB	
35.09	38.58	38.53	38.65		
16 Tran, Stephanie	14	SUN-FG	2:31.12	BB	
35.70	38.89	38.78	37.75		
17 Mason, Julie E	14	CSSC-FG	2:31.26	BB	
34.65	39.34	38.79	38.48		
18 Noyola, Lauren E	14	CSSC-FG	2:31.69	BB	
35.72	38.94	39.54	37.49		
19 Capalbo, Solana B	13	AZFL-FG	2:31.74	BB	
35.02	39.89	39.74	37.09		
20 Udell, Olivia F	13	AZFL-FG	2:31.87	BB	
34.75	38.38	39.80	38.94		

21 Cordoba, Brooke A	13	CSSC-FG	2:31.91	BB	
35.37	39.46	39.45	37.63		
22 Homes, Andrea	14	YBC-FG	2:32.14	BB	
33.31	36.31	39.98	42.54		
23 Glanzman, Naomi R	13	BRST-FG	2:32.89	BB	
36.30	39.92	39.10	37.57		
24 Aponte, Madison E	14	AZFL-FG	2:33.16	BB	
34.46	39.83	40.75	38.12		
25 Davis, Mary	13	AKS-FG	2:33.49	BB	
33.88	39.54	40.12	39.95		
26 Beleznay, Maya	13	SAS-FG	2:34.76	BB	
34.02	39.08	40.98	40.68		
27 Pierce, Jordanna K	14	BGS-FG	2:35.41	BB	
34.77	39.64	40.87	40.13		
28 Mirabal, Nora	13	UN-FG-FG	2:35.58	BB	
34.51	39.78	41.20	40.09		
29 MacKenzie-Lawrence, Mikae	14	YBC-FG	2:39.87	BB	
35.72	41.02	42.49	40.64		
30 Smith, Selena	14	SF-FG	2:40.18	BB	
36.43	41.67	41.57	40.51		
31 Modrak, Allyson	14	YBC-FG	2:41.03	BB	
36.05	41.54	43.11	40.33		
32 Szakacs, Lydia C	13	CSSC-FG	2:41.47	BB	
35.36	41.35	42.52	42.24		
33 Parsons, Camila	13	CSSC-FG	2:42.07	BB	
38.08	42.25	40.90	40.84		
34 Mackler, Danni R	14	SAS-FG	2:42.33	BB	
36.53	41.54	42.31	41.95		
35 Benguria, Daniela	14	HSC-FG	2:44.41	B	
37.43	42.41	43.80	40.77		
36 Kean, Carolyn G	13	SUN-FG	2:45.61	B	
38.42	43.13	42.45	41.61		
37 Annis, Jamie R	13	HAT-FG	2:46.97	B	
36.16	41.35	43.79	45.67		
38 Borges, Gaby S	14	AKS-FG	2:48.70	B	
36.97	42.75	45.78	43.20		
39 Agüero, Juliette	14	UN-FG-FG	2:49.40	B	
36.58	43.21	45.35	44.26		
40 Garcia, Madelyne D	13	CSSC-FG	2:50.88	B	
39.62	44.55	46.40	40.31		
41 Camacho, Jacqueline	13	YBC-FG	2:51.81	B	
37.10	44.00	45.57	45.14		
42 Garcia, Gabi A	13	BGS-FG	2:53.11	B	
38.32	45.68	46.36	42.75		
43 Cayetano, Isabella A	13	YBC-FG	2:54.56	B	
39.71	45.34	46.01	43.50		
44 Carr, Theresa S	14	CSSC-FG	3:08.94		
42.76	48.99	49.69	47.50		
45 Keeney, Samantha J	13	FLA-FG	3:11.30		
39.94	48.09	1:43.27			



2015 Coral Springs Open Invitational-CSSC-051615, S#: FGI051615CSSC-B-1

Coral Springs Aquatic Complex

Results

(Event 37 Girls 13-14 200 LC Meter Freestyle)

Name	Age	Team	Finals Time	
--- Reposa, Olivia	13	CSSC-FG	DQ	
False start				
	35.04	40.07	39.09	38.83
--- Graci, Serena	13	BRST-FG	NS	
--- Grabow, Chloe L	14	HAT-FG	NS	
--- Bremer, Victoria M	13	BRST-FG	NS	
--- Deitz, Cayla A	14	FLA-FG	NS	
--- Staack, Isabelle C	13	FLA-FG	NS	

Event 37 Girls 15 & Over 200 LC Meter Freestyle

Name	Age	Team	Finals Time	
1 Braga, Luisa	16	UN-FG-FG	2:09.06	
	29.69	32.10	33.85	33.42
2 Van Den Berg, Daniella P	18	AZFL-FG	2:11.41	
	30.04	33.25	33.86	34.26
3 Dodge, Katelyn M	21	BRST-FG	2:13.01	
	31.08	33.71	34.08	34.14
4 Van Den Berg, Andrea C	16	AZFL-FG	2:13.08	
	30.60	34.14	34.19	34.15
5 Brannan, Marissa N	15	HAT-FG	2:14.12	
	30.40	33.68	34.98	35.06
6 Wang, Sabrina	16	LAC-ZZ	2:14.87	
	30.90	34.34	34.96	34.67
7 Cooper, Catharine A	15	CSSC-FG	2:17.45	
	31.70	34.24	35.39	36.12
8 Squartino, Geena	19	SF-FG	2:17.59	
	31.31	34.52	36.07	35.69
9 Blackwin, Cassidy T	17	SAS-FG	2:17.68	
	31.78	34.80	35.71	35.39
10 Wong, Ellie	15	LAC-ZZ	2:18.68	
	31.31	34.55	36.28	36.54
11 Harrington, Kelly M	17	BRST-FG	2:19.67	
	32.37	36.28	35.66	35.36
12 Digulla, Megan G	20	BRST-FG	2:20.56	
	32.36	35.88	36.20	36.12
13 Wilkerson, Rebecca M	17	CSSC-FG	2:21.95	
	30.90	34.63	37.63	38.79
14 Roper, Hannah J	20	BRST-FG	2:21.99	
	32.12	35.82	36.81	37.24
15 Maginley, Aliah M	17	AZFL-FG	2:24.32	
	32.63	36.82	37.88	36.99
16 Bucaro, Sophia A	16	AZFL-FG	2:24.99	
	32.95	36.69	37.50	37.85
17 Belcik, Bridget A	19	BRST-FG	2:25.44	
	32.51	36.58	38.03	38.32
18 Perna, Sabrina I	15	UN-FG-FG	2:25.60	
	31.66	36.42	38.57	38.95
19 El-Hamaki, Sahra I	20	BRST-FG	2:25.63	
	33.76	37.62	37.04	37.21

20 Reuter, Megan B	19	BRST-FG	2:25.64	
	34.35	36.97	37.10	37.22
*21 Vargas, Melannie A	15	UN-FG-FG	2:26.25	
	33.43	37.22	38.22	37.38
*21 Morales, Frances R	16	BRST-FG	2:26.25	
	32.52	36.70	38.70	38.33
23 Sauer, Lindsey N	18	CSSC-FG	2:26.51	
	32.67	37.50	38.16	38.18
24 Bucaro, Sarah M	15	AZFL-FG	2:26.90	
	32.66	37.03	38.70	38.51
25 Puia, Emily R	15	CSSC-FG	2:28.47	
	32.32	38.49	40.14	37.52
26 Chiarella, Daria A	16	CSSC-FG	2:29.32	
	34.19	37.80	39.45	37.88
27 Gilbert, Madison F	18	BRST-FG	2:29.85	
	33.74	37.97	39.18	38.96
28 Creighton, Kaley C	17	BRST-FG	2:31.22	
	33.20	38.87	40.02	39.13
29 Fajardo, Dominique	15	CSSC-FG	2:31.51	
	34.18	39.32	40.70	37.31
30 Johnson, Hayley C	16	BRST-FG	2:34.71	
	35.07	39.30	40.57	39.77
31 Suzuki, Luisa A	15	CSSC-FG	2:36.25	
	35.49	39.15	40.30	41.31
32 Adames, Camille	15	CSSC-FG	2:41.15	
	35.58	40.74	43.36	41.47
33 Bagiotti, Julianne M	15	YBC-FG	2:59.16	
	39.14	46.74	47.63	45.65
34 Gally, Anna	15	CSSC-FG	2:59.69	
	39.31	44.82	47.93	47.63
--- Ledgin, Autumn R	18	SAS-FG	NS	
--- Gautieri, Nicole R	18	CSSC-FG	NS	
--- Cicensia, Angela	20	AZFL-FG	NS	
--- Yribarren, Alexis B	16	BRST-FG	NS	
--- Alemany, Isabella	15	YBC-FG	NS	
--- Grabow, Jade L	16	HAT-FG	NS	

Event 38 Boys 13-14 200 LC Meter Freestyle

FGC Open Rec: 1:55.73 7/25/2014 Vance Sanders

FGC Record: 1:55.32 4/2/2013 Julien Pinon

2:04.29 13-14 AAAA

2:10.19 13-14 AAA

2:16.09 13-14 AA


2:21.99 13-14 A

2:21.99 13-14 FGJO

2:33.79 13-14 BB

2:45.69 13-14 B

Name	Age	Team	Finals Time	
1 Rodriguez, Aaron J	13	HSC-FG	2:07.16 AAA	
	28.54	32.55	32.67	33.40
2 Torres, John	14	UN-FG-FG	2:07.36 AAA	
	28.42	32.54	33.79	32.61




2015 Coral Springs Open Invitational-CSSC-051615, S#: FGI051615CSSC-B-1

Coral Springs Aquatic Complex

Results

(Event 38 Boys 13-14 200 LC Meter Freestyle)

Name	Age	Team	Finals Time							
3 Rivero, Bryan O	13	HSC-FG	2:07.49	AAA	28 Domokos, Lorant	13	BRST-FG	2:33.62	BB	
28.55	32.63	33.35	32.96		35.04	38.80	40.65	39.13		
4 McKeon, Andres A	13	CSSC-FG	2:09.95	AAA	29 Schleicher, Brandon R	14	SUN-FG	2:33.85	B	
29.51	33.68	34.21	32.55		33.54	39.72	41.64	38.95		
5 Gil, Drake E	14	BRST-FG	2:10.27	AA	30 Pereda, Breixo	13	UN-FG-FG	2:34.60	B	
28.97	32.07	34.49	34.74		34.96	41.21	42.65	35.78		
6 Rose, Keegan S	14	BGS-FG	2:10.33	AA	31 Brunet, Alejandro	13	SWAT-FG	2:34.94	B	
29.14	33.41	35.06	32.72		32 Trimble, Gregory E	13	CSSC-FG	2:34.97	B	
7 Homes, Diego	14	YBC-FG	2:13.39	AA	34.40	39.78	41.29	39.50		
29.11	33.38	34.82	36.08		33 Estevez, Diego I	13	YBC-FG	2:37.97	B	
8 Avellaneda, Diego M	14	SUN-FG	2:13.58	AA	35.73	40.54	41.13	40.57		
31.15	34.35	34.48	33.60		34 Michelena, Oscar A	14	SUN-FG	2:38.34	B	
9 Fernandez, Michael I	13	HSC-FG	2:13.77	AA	32.73	40.38	44.24	40.99		
29.88	33.90	35.23	34.76		35 Franzino, Patrick J	13	CSSC-FG	2:38.41	B	
10 Barranco, Kevin	14	BGS-FG	2:14.90	AA	36.85	41.42	40.89	39.25		
29.84	33.50	35.52	36.04		36 Rafalski, Richard C	14	BRST-FG	2:42.16	B	
11 Deybach, Alex	14	MBS-FG	2:17.51	A	35.16	41.32	45.20	40.48		
30.33	35.53	36.04	35.61		37 De Sousa, Antonio	13	MBS-FG	2:42.21	B	
12 Garcia, Andres P	14	UN-FG-FG	2:17.60	A	35.62	42.05	43.94	40.60		
30.37	35.90	36.21	35.12		38 Hall, Zachri M	14	BGS-FG	2:42.71	B	
13 Darias, Teolio	14	UN-FG-FG	2:17.96	A	34.27	42.55	1:25.89			
30.19	35.37	36.39	36.01		39 Hau, Berwyn	13	SF-FG	2:42.92	B	
14 Banciella, Reid A	13	MS-FG	2:18.89	A	36.38	42.58	43.67	40.29		
30.83	35.17	36.21	36.68		40 Hebden, Marcus	13	BRST-FG	2:43.15	B	
15 Marsal, Sebastian W	13	UN-FG-FG	2:19.89	A	36.29	41.77	42.02	43.07		
29.97	35.88	37.26	36.78		41 Smith, Shawn	13	SF-FG	2:43.19	B	
16 Montejo, Orlando R	13	MS-FG	2:20.86	A	36.42	42.44	45.16	39.17		
30.41	35.33	38.16	36.96		42 Santiago, Sebastian A	13	NMST-FG	2:43.49	B	
17 Baucells, Rogelio	14	BGS-FG	2:21.52	A	32.28	43.53	45.26	42.42		
31.66	36.73	37.22	35.91		43 Jaramillo, Lucas	13	AKS-FG	2:44.99	B	
18 Savino, Gianni L	14	CSSC-FG	2:23.53	BB	35.71	41.40	44.41	43.47		
30.91	35.96	37.82	38.84		44 Smith, Shane S	13	SF-FG	2:45.43	B	
19 Tortola, Cristian	13	UN-FG-FG	2:24.19	BB	36.24	42.05	44.54	42.60		
31.68	37.11	38.39	37.01		45 Wang, Evan N	13	HAT-FG	2:46.15		
20 Machado, Lester	14	HSC-FG	2:24.59	BB	35.68	41.40	45.39	43.68		
31.41	36.93	38.27	37.98		46 Augier, Lucas	14	UN-FG-FG	2:47.66		
21 Lugones, Abraham	14	HSC-FG	2:24.83	BB	34.68	41.29	45.37	46.32		
32.53	37.34	38.15	36.81		47 Cuellar, Leonardo	13	SWAT-FG	2:49.56		
22 Amor, Matthew	13	UN-FG-FG	2:25.57	BB	37.89	44.08	45.87	41.72		
31.49	36.49	39.11	38.48		48 Uttenreuther, Max	14	NMST-FG	2:49.59		
23 Quesada-Amor, Alexander J	13	UN-FG-FG	2:26.33	BB	37.44	45.12	45.22	41.81		
32.02	37.38	38.44	38.49		49 Gonzalez, Oscar J	14	SF-FG	3:06.40		
24 Arvelo, Juan A	14	BGS-FG	2:26.52	BB	37.91	47.32	51.03	50.14		
32.21	38.10	38.21	38.00		50 McCauley, Rick	14	SUN-FG	3:34.19		
25 Miller, Maxwell A	14	YBC-FG	2:26.78	BB	44.34	57.08	56.38	56.39		
33.51	38.23	38.41	36.63		--- Hernandez, Calvin S	14	CSSC-FG	NS		
26 Gallet, James D	14	YBC-FG	2:26.99	BB	--- Schutz, Brandon D	14	CSSC-FG	NS		
32.87	38.48	38.84	36.80		--- Prado, Lorenzo	14	CSSC-FG	NS		
27 Irwin, Justin D	14	CSSC-FG	2:27.62	BB	--- Gomez, Bryan	14	UN-FG-FG	NS		
33.22	37.34	38.65	38.41		--- Squartino, Salvatore	14	SF-FG	NS		
					--- Taddonio, Cameron J	14	BRST-FG	NS		
					--- McCormick, Sam J	13	CSSC-FG	NS		



2015 Coral Springs Open Invitational-CSSC-051615, S#: FGI051615CSSC-B-1

Coral Springs Aquatic Complex

Results


(Event 38 Boys 13-14 200 LC Meter Freestyle)

Name	Age	Team	Finals Time
--- Montanez, Anthony E	13	YBC-FG	NS

Event 38 Boys 15 & Over 200 LC Meter Freestyle

Name	Age	Team	Finals Time
1 Acosta, Marcelo	18	AZFL-FG	1:54.26
26.99	29.77	29.46	28.04
2 Lupoli, Franco A	21	UN-FG-FG	1:54.34
26.88	29.48	29.63	28.35
3 Le Grand, Jemal E	20	AZFL-FG	1:57.24
27.05	29.63	29.59	30.97
4 Alatorre, Fernando	16	AZFL-FG	1:58.19
26.93	29.90	30.70	30.66
5 Smutny, Luke R	16	AKS-FG	2:00.35
27.85	30.99	31.16	30.35
6 Horrego, Julio A	16	HSC-FG	2:00.36
27.76	30.66	31.54	30.40
7 Guarente, Marco	18	UN-FG-FG	2:00.55
26.81	30.13	31.81	31.80
8 Perez, Jhonny J	17	UN-FG-FG	2:00.63
26.44	30.56	31.77	31.86
9 Lares, Andres A	15	AZFL-FG	2:01.56
28.18	30.88	31.44	31.06
10 Bermudez, Miguel	18	BGS-FG	2:01.70
27.90	30.45	31.21	32.14
11 Zylberberg, Noah	16	SAS-FG	2:02.62
27.86	31.38	31.40	31.98
12 Byshnev, Konstantin I	19	BRST-FG	2:03.20
27.51	31.01	32.62	32.06
13 Utz, Joaquin A	16	BGS-FG	2:03.57
28.15	31.59	31.67	32.16
14 Vargas, Sebastian	16	CSSC-FG	2:05.07
27.76	31.27	32.19	33.85
15 Heck, Brody J	17	SAS-FG	2:05.17
27.91	31.42	32.12	33.72
16 Navarrete, Fernando J	17	YBC-FG	2:06.48
28.48	32.10	33.61	32.29
17 Lauzurique, Marcelo	15	UN-FG-FG	2:07.84
29.12	33.12	33.49	32.11
18 Cardozo, Joseph J	16	BGS-FG	2:08.27
29.45	33.02	33.27	32.53
19 Tannhauser, Bobby	17	SAS-FG	2:09.31
28.73	32.82	33.77	33.99
20 Perez, Enrique A	18	AZFL-FG	2:10.58
29.01	32.45	34.39	34.73
21 Roth, Quinn A	15	SF-FG	2:11.20
29.67	33.23	33.39	34.91
22 Vivas, Martin	16	YBC-FG	2:12.91
30.08	33.42	34.74	34.67
23 Ferrara, Nico J	15	CSSC-FG	2:14.14
29.55	34.85	35.19	34.55

24 Cannon, John B	17	AKS-FG	2:14.19
30.16	34.73	35.14	34.16
25 Vatinelle, Matthieu A	16	AKS-FG	2:14.76
30.32	34.28	35.33	34.83
26 Llamas, Brian	18	NMST-FG	2:15.57
29.91	34.02	35.59	36.05
27 Tatton, Kyle V	15	SAS-FG	2:16.08
30.32	34.60	36.31	34.85
28 Furman, Henry A	16	BRST-FG	2:17.47
30.55	35.63	36.79	34.50
29 Fraiman, Elad	16	UN-FG-FG	2:17.80
30.77	36.05	36.43	34.55
30 Gomez, Felipe	21	AZFL-FG	2:18.14
29.97	35.27	37.01	35.89
31 Capalbo, Ivan D	15	AZFL-FG	2:18.17
30.21	35.06	37.09	35.81
32 Lara, Ronald J	16	SWAT-FG	2:18.79
30.37	34.91	37.05	36.46
33 Sanchez, Alex A	15	MS-FG	2:19.22
30.19	35.87	37.50	35.66
34 Anzola, Enrique	16	AKS-FG	2:19.27
30.14	35.63	37.35	36.15
35 Sanzetenea, Mark V	16	NMST-FG	2:19.61
30.56	34.51	37.15	37.39
36 Morales, Jorge	15	HSC-FG	2:19.87
30.23	34.84	37.12	37.68
37 Tran, Vincent	16	SUN-FG	2:20.23
31.58	35.20	37.02	36.43
38 Gonzalez, Alejandro I	15	SWAT-FG	2:21.42
32.15	36.03	37.36	35.88
39 Oliver, Noah H	16	AKS-FG	2:22.24
33.76	36.73	36.64	35.11
40 Cooper, Matthew	16	HAT-FG	2:22.34
32.36	35.46	37.55	36.97
41 Cuellar, Lemuel J	15	SWAT-FG	2:23.18
32.48	37.06	38.00	35.64
42 Mourraille, Marcelo	15	BGS-FG	2:24.61
32.57	38.47	37.64	35.93
43 Calle, Santiago	15	SWAT-FG	2:27.47
32.92	37.55	39.60	37.40
44 Wood, Christian M	15	BRST-FG	2:31.00
35.20	38.77	39.69	37.34
45 Hemmerde, Adrian	17	MBS-FG	2:31.19
33.50	38.30	1:19.39	
46 Castillo, Nico A	15	BRST-FG	2:33.57
37.60	40.63	37.24	38.10
47 Gonzalez, Carlos A	15	BGS-FG	2:33.62
32.23	37.95	41.58	41.86
48 Ochoa, Felipe	15	BGS-FG	2:34.31
36.75	39.54	40.62	37.40
49 Genz, David	15	BRST-FG	2:37.06
34.62	39.28	41.61	41.55



2015 Coral Springs Open Invitational-CSSC-051615, S#: FGI051615CSSC-B-1

Coral Springs Aquatic Complex

Results

(Event 38 Boys 15 & Over 200 LC Meter Freestyle)

Name	Age	Team	Finals Time
50 Vasquez, Rene J	15	BGS-FG	2:42.68
	34.00	42.48	45.50
			40.70
51 Cordova, Samuel	16	YBC-FG	2:44.17
			1:28.32
52 Barzola, Umberto S	15	UN-FG-FG	2:54.35
	35.07	40.84	49.38
			49.06
53 Serruya, Uri	20	MBS-FG	3:58.17
	48.28	1:00.70	1:04.11
			1:05.08
--- Bohorquez, Fernando	18	AZFL-FG	NS
--- Garber, Joshua E	16	CSSC-FG	NS
--- Gutierrez, Chris A	16	BGS-FG	NS
--- Fregosi, Carson C	16	SAS-FG	NS

Event 39 Girls 10 & Under 50 LC Meter Backstroke

FGC Open Rec:	34.58	6/19/2008	Tyla Martin
FGC Record:	34.36	2/12/2000	Emily Kasmer
	37.39	AAAA	
	39.39	AAA	
	41.49	AA	
	43.49	A	
	44.49	FGJO	
	49.59	BB	
	55.69	B	


Name	Age	Team	Finals Time
1 McLemore, Mercy P	10	BEST-FG	39.01 AAA
2 Lopez-Diaz, Emily	10	YBC-FG	39.58 AA
3 Robertson, Emily R	10	CSSC-FG	40.56 AA
4 Dinehart, Olivia G	10	AKS-FG	40.78 AA
5 Gersper, Aspen J	9	SAS-FG	41.14 AA
6 Dinehart, Elena S	10	AKS-FG	41.47 AA
7 McLemore, Tawannah P	9	BEST-FG	42.68 A
8 Holmes, Willow G	10	CSSC-FG	43.68 FGJO
9 Armbruster, Kaitlyn P	10	CSSC-FG	44.14 FGJO
10 Bellardi, Nicole A	10	AZFL-FG	44.25 FGJO
11 Smutny, Maddie R	9	AKS-FG	44.62 BB
12 Portik-Gergely, Kata	9	BEST-FG	45.12 BB
13 Yordi, Rebecca	10	NMST-FG	46.21 BB
14 Cronin, Karli	9	BRST-FG	46.35 BB
15 Udell, Stephanie R	9	AZFL-FG	46.73 BB
16 Vazquez-Quiroga, Leire	9	MWA-FG	46.86 BB
17 Sorunmu, Maya A	9	SF-FG	47.49 BB
18 Collie, Samantha	10	AZFL-FG	48.26 BB
19 Baucells, Angelina	9	BGS-FG	48.42 BB
20 Echeumuna, Sophia C	8	AZFL-FG	48.89 BB
21 Palacios, Nicole	10	CSSC-FG	49.11 BB
22 Marino, Yazmin A	10	YBC-FG	49.13 BB
23 Anton, Sidney	8	AZFL-FG	49.38 BB
24 Wells, Hailey I	10	CSSC-FG	49.42 BB
25 Sosa, Ariana	9	SF-FG	51.57 B
26 Alsup, Evelyn R	9	MBS-FG	51.61 B

27 Perez, Vianca	10	AKS-FG	51.67 B
*28 Gonzalez, Ana Cecilia	10	UN-FG-FG	51.74 B
*28 Banks, Brooklyn	10	SF-FG	51.74 B
30 Sanford, Charlie L	10	HAT-FG	52.38 B
31 Tauzer, Sarah A	9	CSSC-FG	52.45 B
32 Meyer, Camryn E	8	CSSC-FG	52.71 B
33 Kanter, Ava	9	SF-FG	53.57 B
34 Wimmer, Astrid	10	YBC-FG	53.79 B
35 Genz, Cassandra N	9	BRST-FG	53.97 B
36 Acebo, Gabi O	10	BGS-FG	54.33 B
37 Renaud, Eva	10	SF-FG	55.02 B
38 Garcia-Carrillo, Isabel	10	MWA-FG	55.09 B
39 Huang, Hilary	10	AKS-FG	56.90
40 Levine, Taylor	10	YBC-FG	57.17
41 Olmo, Charlotte	8	UN-FG-FG	57.47
42 Nieto, Bianca G	8	UN-FG-FG	57.49
43 Suarez, Rhanian G	8	CSSC-FG	57.50
44 Mirones, Cecilia	9	SUN-FG	58.49
45 Schleicher, Carleigh M	9	SUN-FG	58.73
46 Zaparegos, Stamatia	8	BRST-FG	59.12
47 Bonasera, Kaitlyn R	9	CSSC-FG	59.23
48 Bond, Mila I	8	CSSC-FG	59.31
49 Gedeon, Anais	7	NMST-FG	59.41
50 Kleiban, Stephanie A	7	UN-FG-FG	1:03.32
51 Calla, Gabriella G	9	YBC-FG	1:03.55
52 Guan, Selina	9	CSSC-FG	1:05.55
53 Lubarsky, Roni	9	CSSC-FG	1:09.01
--- Badell, Eugenia	10	NMST-FG	DQ
Toes over lip of gutter after the start			
--- Renaud, Jade	9	SF-FG	NS
--- Gonzalez, Ana Lourdes	7	UN-FG-FG	NS
--- Henderson, Sophia L	9	SAS-FG	NS
--- Barnhardt, Rylie D	10	AZFL-FG	NS

Event 40 Boys 10 & Under 50 LC Meter Backstroke

FGC Open Rec:	32.92	2/21/2015	Josh Zuchowski
FGC Record:	32.92	2/21/2015	Josh Zuchowski
	37.09	AAAA	
	39.19	AAA	
	41.29	AA	
	43.29	A	
	45.29	FGJO	
	49.49	BB	
	55.69	B	

Name	Age	Team	Finals Time
1 Dulieu, Diego R	10	AZFL-FG	40.66 AA
2 Echeumuna, Luca A	9	AZFL-FG	41.12 AA
3 Uglanov, Ivan	10	HAT-FG	41.50 A
4 Leal, Samuel A	10	BGS-FG	41.92 A
5 Gonzalez, George G	7	UN-FG-FG	43.15 A
6 Beleznay, Andrew	10	SAS-FG	44.39 FGJO
7 Kustin, Quinn H	10	HAT-FG	44.84 FGJO



2015 Coral Springs Open Invitational-CSSC-051615, S#: FGI051615CSSC-B-1

Coral Springs Aquatic Complex

Results


(Event 40 Boys 10 & Under 50 LC Meter Backstroke)

Name	Age	Team	Finals Time	
8 Alvarez, Alejandro	10	CSSC-FG	45.95	BB
9 Musa, Farouk	7	UN-FG-FG	46.37	BB
10 Savino, Sebastian M	9	CSSC-FG	46.70	BB
11 Carbone, Santiago A	10	NMST-FG	49.14	BB
12 Bailey, Lucas A	8	SAS-FG	49.68	B
13 Keung, Nathan G	9	AZFL-FG	49.76	B
14 Nordheim, Gregory A	10	SAS-FG	50.07	B
15 Gomez, Lautaro	10	MBS-FG	50.55	B
16 Baltodano, Michael A	9	MBS-FG	50.62	B
17 Chavez, David J	10	FLA-FG	50.94	B
18 Bencie, Brian M	10	BEST-FG	51.17	B
19 Williams, Owen N	9	HAT-FG	51.85	B
20 Johnson, Marcus K	9	BRST-FG	52.70	B
21 D'Avi, Thomas J	9	YBC-FG	52.92	B
22 Landron, Rafael	7	SUN-FG	55.07	B
23 Hau, Derek	7	SF-FG	55.12	B
24 Frantsevskiy, Egor	9	CSSC-FG	55.50	B
25 Ros, Daniel	10	SF-FG	56.07	
26 Landron, Gabriel	8	SUN-FG	56.23	
27 Rilo, Ares A	7	SUN-FG	56.55	
28 Portik-Gergely, Hunor	8	BEST-FG	56.75	
29 Nelson, Dillon P	10	CSSC-FG	58.92	
30 Kean, Christopher E	9	SUN-FG	1:00.65	
31 Barreto, Joshua	7	NMST-FG	1:00.76	
32 Tan, Matthew W	9	CSSC-FG	1:01.90	
33 Rassi, Randall A	7	CSSC-FG	1:04.07	
34 Calero, Fernando J	9	CSSC-FG	1:04.24	
35 Harron De Montaderin, Eader	6	MBS-FG	1:05.43	
36 Shearer, Mateo	9	SUN-FG	1:09.17	
37 Lopez-Casula, Leonardo	7	HSC-FG	1:10.00	
38 Sherlock, Aiden	10	BRST-FG	1:10.09	
39 Alapati, Rohan	8	CSSC-FG	1:12.86	
--- Arce, Aiden L	9	HAT-FG	DQ	
Other				
--- Quispe, Steve	10	CSSC-FG	NS	
--- DeBlasis, Jordan N	10	SF-FG	NS	
--- Ruf, Justin T	10	CSSC-FG	NS	
--- Aguirre, Jorge A	10	SF-FG	NS	
--- Opperman, Lucas M	9	CSSC-FG	NS	
--- Opperman, Rafael M	10	CSSC-FG	NS	
--- Choque, Thomas A	8	MBS-FG	NS	

Event 41 Girls 11-12 50 LC Meter Backstroke

FGC Open Rec:	31.67	7/24/2008	Clara Smiddy
FGC Record:	31.56	7/30/2013	Gaby Antonini
	33.69	AAAA	
	35.29	AAA	
	36.89	AA	
	38.49	A	
	39.49	FGJO	
	41.69	BB	
	44.89	B	

Name	Age	Team	Finals Time	
1 Barfield, Mattie H	12	FLA-FG	33.80	AAA
2 Iglesias, Lily	11	MS-FG	37.61	A
3 Wang, Cindy	12	AKS-FG	38.49	A
4 Barraque, Toscano	12	AKS-FG	38.52	FGJO
5 Gomez, Camila	12	MBS-FG	39.50	BB
6 Garcia, Julianna	11	CSSC-FG	39.55	BB
7 Smutny, Lucy D	12	AKS-FG	40.69	BB
8 Molina, Gabriela G	11	AKS-FG	41.37	BB
9 Conrad, Hayley B	12	CSSC-FG	41.72	B
10 Backer, Taylor R	12	AKS-FG	42.13	B
11 Deybach, Stephanie	12	MBS-FG	42.16	B
12 Beleznay, Flora	12	SAS-FG	42.83	B
13 Gomez, Abigail M	12	SUN-FG	42.93	B
*14 Udell, Caroline M	11	AZFL-FG	43.31	B
*14 Pinilla, Kelly M	11	CSSC-FG	43.31	B
16 Swicegood, Lauren J	11	BGS-FG	43.94	B
17 Montesinos, Melinda M	11	AZFL-FG	44.00	B
18 Vazquez-Quiroga, Alesia	11	MWA-FG	45.14	
19 Saunders, Helen	12	AZFL-FG	45.22	
20 Nagy, Ashley J	11	CSSC-FG	45.52	
21 Sweet, Claire-Michelle M	12	YBC-FG	45.69	
22 Mclean, Devon W	11	BRST-FG	45.73	
23 Sacerio, Camilla	12	YBC-FG	45.91	
24 Alfonso, Ashley M	11	AKS-FG	45.97	
25 Deeter, Alexa G	11	HAT-FG	46.49	
26 Leon, Angie	12	YBC-FG	46.60	
27 Genz, Gabriella M	12	BRST-FG	46.94	
28 Wiebe, Olivia M	11	SF-FG	47.26	
29 Candido, Amber L	11	CSSC-FG	47.41	
30 Hemmerde, Antonela	12	MBS-FG	47.89	
31 Cronin, Sabrina	11	BRST-FG	47.96	
32 Eilers, Morgan D	11	MWA-FG	48.01	
33 Herne, Maria	12	YBC-FG	48.72	
34 Burgos, Maria A	12	YBC-FG	50.30	
35 Camacho, Juliana	11	YBC-FG	50.71	
36 Lalor, Kayleigh E	12	CSSC-FG	50.87	
37 McGee, Lily A	11	CSSC-FG	52.40	
38 Martinez-Vizcaino, Gabriela	12	UN-FG-FG	53.74	
39 Suglio, Lauren N	11	CSSC-FG	54.23	
40 Suglio, Melanie L	11	CSSC-FG	58.29	



2015 Coral Springs Open Invitational-CSSC-051615, S#: FGI051615CSSC-B-1

Coral Springs Aquatic Complex

Results

(Event 41 Girls 11-12 50 LC Meter Backstroke)

Name	Age Team	Finals Time
41 Chavarro, Alessia V	11 FLA-FG	1:02.35
42 Zaparegos, Eireni	11 BRST-FG	1:02.95
--- Fowler, Faith E	11 CSSC-FG	DQ
Other		
--- Kasperski, Anna	12 CSSC-FG	DQ
Other		
--- Silva, Lauren E	11 MS-FG	NS
--- Kozel, Madison t	12 AZFL-FG	NS
--- Garcia, Emily R	12 FLA-FG	NS
--- Kotler, Lauren H	11 MWA-FG	NS
--- Torres, Ciara	12 UN-FG-FG	NS
--- Martin, Kaya E	12 MBS-FG	NS
--- Gandolfo, Krystal	11 MBS-FG	NS

Event 42 Boys 11-12 50 LC Meter Backstroke

FGC Open Rec:	30.11	6/21/2012	Tan Dunn III
FGC Record:	30.51	7/29/2014	Aaron Rodriguez
	32.89	AAAA	
	34.59	AAA	
	36.29	AA	
	37.99	A	
	39.99	FGJO	
	41.49	BB	
	44.89	B	


Name	Age Team	Finals Time
1 Meyer, Alexander I	12 CSSC-FG	34.56 AAA
2 Roach, Ethan M	12 SAS-FG	36.36 A
3 Keung, Ethan O	12 AZFL-FG	37.56 A
4 Lauzurique, Jason	12 BGS-FG	38.45 FGJO
5 Efimov, Nikita A	11 NMST-FG	38.51 FGJO
6 Watson, Daniel S	12 HAT-FG	38.55 FGJO
7 Valdes, Victor M	11 HSC-FG	38.75 FGJO
8 Quijada, Daniel	12 HSC-FG	38.77 FGJO
9 Scarlett, Jayden E	12 HAT-FG	39.00 FGJO
10 Lesentier, Luca	11 NMST-FG	39.16 FGJO
11 Forman, Andrew K	12 HAT-FG	39.21 FGJO
12 Vasilyev, Nikolay	12 HAT-FG	40.33 BB
13 Mandava, Yeshwanth	12 YBC-FG	40.47 BB
14 Nguyen, Ricky	12 BGS-FG	40.49 BB
15 Cortez, Luis E	12 HAT-FG	40.51 BB
16 Kustin, Jakob G	12 HAT-FG	42.40 B
17 Bolanos, Maurice	12 YBC-FG	42.53 B
18 Tamaroff, Jared I	12 SF-FG	43.02 B
19 Quijada, Samuel E	12 HSC-FG	43.30 B
20 Miller, Kolby L	12 YBC-FG	43.76 B
21 Tamaroff, Dylan M	12 SF-FG	44.70 B
22 Perez, Misha	12 FLA-FG	44.76 B
23 Rivero, Juancamilo	12 HSC-FG	45.13
24 Bonasera, Jason N	12 CSSC-FG	45.16
25 Engelmann, Blake	12 SF-FG	45.58

26 Yaremenko, Alexander	11 HAT-FG	46.30
27 Olson, William P	11 CSSC-FG	46.40
28 Hall, Luke A	12 BGS-FG	47.41
29 Schwartz, Benjamin E	12 SAS-FG	47.61
30 Zamojski, Robert	11 FLA-FG	47.83
31 Mauriello, Bruno	12 UN-FG-FG	49.40
32 Ward, Wilson T	11 UN-FG-FG	49.43
33 Ortiz III, William	11 YBC-FG	50.21
34 Tamaroff, Alec R	12 SF-FG	51.31
35 Sorunmu, Elijah M	12 SF-FG	53.51
36 Aversa, Harris	11 SF-FG	56.76
--- Vazquez, Leo	11 CSSC-FG	NS
--- Portillo, Steven	12 UN-FG-FG	NS
--- Assael, Alejandro	12 AZFL-FG	NS

Event 43 Girls 11-12 200 LC Meter Backstroke

FGC Open Rec:	2:22.96	7/12/2006	Lauren Driscoll
FGC Record:	2:22.96	7/12/2006	Lauren Driscoll
	2:35.79	11-12 AAAA	
	2:43.19	11-12 AAA	
	2:50.59	11-12 AA	
	2:57.99	11-12 A	
	3:01.99	11-12 FGJO	
	3:12.89	11-12 BB	
	3:27.69	11-12 B	

Name	Age Team	Finals Time
1 Barfield, Mattie H	12 FLA-FG	2:33.68 AAAA
		34.98 38.91 39.93 39.86
2 Kondratovitch, Ana	12 UN-FG-FG	2:41.26 AAA
		36.43 40.80 41.83 42.20
3 Acosta, Claudia	12 HSC-FG	2:42.54 AAA
		36.88 41.73 43.26 40.67
4 Gooding, Adriana	11 AZFL-FG	2:43.54 AA
		38.10 41.70 43.28 40.46
5 D'Alessandro, Janet	12 AKS-FG	2:44.00 AA
		38.49 41.92 42.14 41.45
6 Cope, Lily Y	12 BGS-FG	2:51.20 A
		39.57 43.24 45.15 43.24
7 Nieto, Antonella	11 UN-FG-FG	3:29.56
		56.23 51.70
--- Nunez, Camila	12 FLA-FG	NS



2015 Coral Springs Open Invitational-CSSC-051615, S#: FGI051615CSSC-B-1

Coral Springs Aquatic Complex

Results

Event 43 Girls 13-14 200 LC Meter Backstroke

FGC Open Rec: 2:14.68 7/12/2007 Elizabeth Beisel

FGC Record: 2:14.76 12/30/1987 Stephanie Rosenthal

2:24.89 13-14 AAAA

2:31.79 13-14 AAA

2:38.69 13-14 AA

2:45.59 13-14 A

2:45.59 13-14 FGJO

2:59.39 13-14 BB

3:13.19 13-14 B

Name	Age	Team	Finals Time	
1 Williams, Allora P	14	SF-FG	2:36.81	AA
36.16	40.73	40.01	39.91	
2 Beltrano, Gabby J	13	CSSC-FG	2:37.15	AA
36.35	39.84	40.34	40.62	
3 Bencie, Gwen E	14	BEST-FG	2:38.61	AA
36.28	40.56	41.03	40.74	
4 Schain, Maddy L	13	AKS-FG	2:39.52	A
36.41	40.87	41.12	41.12	
5 Fernandez, Gabriela I	14	HSC-FG	2:46.18	BB
37.95	42.53	43.50	42.20	
6 Mckenna, Thea E	14	HAT-FG	2:49.03	BB
39.99	43.29	43.47	42.28	
7 Starman, Sidney M	14	BGS-FG	2:50.67	BB
39.60	43.56	43.85	43.66	
8 Davis, Mary	13	AKS-FG	2:51.14	BB
40.00	44.43	43.68	43.03	
9 Mackler, Danni R	14	SAS-FG	2:56.13	BB
40.60	44.01	46.00	45.52	
10 Kanter, Rebecca	14	SF-FG	3:07.00	B
41.05	48.63	49.60	47.72	
11 Colon, Annabelle V	14	BGS-FG	3:08.74	B
43.89	47.87	49.36	47.62	
12 Gatlin, Julianna V	13	CSSC-FG	3:11.19	B
44.28	48.93	49.59	48.39	
13 Carr, Theresa S	14	CSSC-FG	3:40.27	
51.15	57.01	56.81	55.30	
--- Amador, Maresa	14	UN-FG-FG		DQ
Multiple strokes				
52.97	58.09	1:00.11	58.27	
--- Sharma, Megan	14	CSSC-FG		DQ
Delay initiating arm pull				
50.67	57.19	57.34	59.67	

Event 43 Girls 15 & Over 200 LC Meter Backstroke

Name	Age	Team	Finals Time	
1 Robinson, Aitana	17	LAC-ZZ	2:21.84	
32.97	36.71	36.66	35.50	
2 MacNeil, Maggie	15	LAC-ZZ	2:22.31	
33.15	36.44	36.71	36.01	

3 Schimansky, Megan A	15	CSSC-FG	2:27.23	
33.38	37.69	38.01	38.15	
4 Allen, Jessica	15	LAC-ZZ	2:28.70	
33.78	37.73	38.58	38.61	
5 Langham, Menley	15	LAC-ZZ	2:34.60	
36.06	39.07	39.80	39.67	
6 Stewart, Courtney W	17	BEST-FG	2:35.88	
35.03	39.85	41.14	39.86	
7 Vargas, Melannie A	15	UN-FG-FG	2:36.63	
35.49	39.65	40.51	40.98	
8 Korb, Tiffany L	15	SAS-FG	2:37.36	
35.78	39.77	41.11	40.70	
9 Brannan, Marissa N	15	HAT-FG	2:38.43	
37.45	40.28	40.73	39.97	
10 Squartino, Geena	19	SF-FG	2:40.79	
37.44	40.78	41.56	41.01	
11 Harrington, Kelly M	17	BRST-FG	2:40.92	
36.78	41.76	42.06	40.32	
12 Bucaro, Sophia A	16	AZFL-FG	2:41.01	
37.06	40.39	41.16	42.40	
13 Bucaro, Sarah M	15	AZFL-FG	2:44.10	
36.80	40.94	42.97	43.39	
14 Perna, Sabrina I	15	UN-FG-FG	2:47.59	
37.08	42.90	43.78	43.83	
15 Keung, Meggie S	15	AZFL-FG	3:05.62	
44.28	47.33	48.08	45.93	
16 Bérubés8sb7sm8, Camille	19	GO-ZZ	3:15.35	
46.26	49.97	50.53	48.59	
--- Lea, Rachel A	15	SUN-FG		DQ
Delay initiating turn				
42.59	47.67	48.11	46.03	
--- Ledgin, Autumn R	18	SAS-FG		NS
--- Sauer, Kristin A	16	CSSC-FG		NS

Event 44 Boys 11-12 200 LC Meter Backstroke

FGC Open Rec: 2:10.74 8/12/2002 Andrew Davidson

FGC Record: 2:18.86 8/2/2002 Jeffrey Raymond

2:32.09 11-12 AAAA

2:39.29 11-12 AAA

2:46.59 11-12 AA


2:53.79 11-12 A

3:01.79 11-12 FGJO

3:08.29 11-12 BB

3:22.79 11-12 B

Name	Age	Team	Finals Time	
1 Marks, Connor M	12	CSSC-FG	2:41.09	AA
38.41	41.37	40.86	40.45	
2 Lares, Sebastian A	11	AZFL-FG	2:43.65	AA
38.09	42.22	41.49	41.85	
3 Lesentier, Luca	11	NMST-FG	2:57.18	FGJO
41.82	45.95	45.28	44.13	
--- Roach, Ethan M	12	SAS-FG		NS



2015 Coral Springs Open Invitational-CSSC-051615, S#: FGI051615CSSC-B-1

Coral Springs Aquatic Complex

Results

(Event 44 Boys 11-12 200 LC Meter Backstroke)

Name	Age	Team	Finals Time
--- Garcia, Emiliano	12	FLA-FG	NS

Event 44 Boys 13-14 200 LC Meter Backstroke

FGC Open Rec: 2:04.06 3/13/2014 Michael Andrew

FGC Record: 2:09.62 7/25/2001 Bradley Ally

2:17.19 13-14 AAAA

2:23.79 13-14 AAA

2:30.29 13-14 AA

2:36.79 13-14 A

2:36.79 13-14 FGJO

2:49.89 13-14 BB

3:02.99 13-14 B

Name	Age	Team	Finals Time	
1 Torres, John	14	UN-FG-FG	2:20.94	AAA
31.69	35.44	37.65	36.16	
2 Rivero, Bryan O	13	HSC-FG	2:21.18	AAA
33.04	35.51	36.81	35.82	
3 Kotikovski, Elvis	13	AZFL-FG	2:21.45	AAA
31.21	35.61	37.17	37.46	
4 Perez, Sal	14	FLA-FG	2:25.68	AA
33.37	36.90	38.14	37.27	
5 Rodriguez, Aaron J	13	HSC-FG	2:31.01	A
33.96	38.01	39.43	39.61	
6 Garcia, Andrew D	14	FLA-FG	2:34.36	A
35.46	39.34	40.40	39.16	
7 Machado, Lester	14	HSC-FG	2:34.52	A
35.99	39.56	40.11	38.86	
8 Homes, Diego	14	YBC-FG	2:36.81	BB
37.17	41.01	39.88	38.75	
9 Amor, Matthew	13	UN-FG-FG	2:38.34	BB
36.21	40.43	41.17	40.53	
10 Gil, Drake E	14	BRST-FG	2:39.66	BB
36.84	41.04	41.82	39.96	
11 McKeon, Andres A	13	CSSC-FG	2:39.74	BB
35.98	40.96	41.50	41.30	
12 Carbone, Nicholas V	13	FLA-FG	2:42.64	BB
37.13	41.39	41.85	42.27	
13 Marsal, Sebastian W	13	UN-FG-FG	2:43.04	BB
37.09	42.46	42.66	40.83	
14 Baucells, Rogelio	14	BGS-FG	2:46.50	BB
39.19	42.44	43.26	41.61	
15 Arvelo, Juan A	14	BGS-FG	2:48.48	BB
38.79	43.85	43.14	42.70	
16 Suarez, Sabi A	14	CSSC-FG	2:51.34	B
38.93	43.59	45.98	42.84	
17 Trimble, Gregory E	13	CSSC-FG	2:53.77	B
42.49	44.53	43.53	43.22	
--- Castro, Bryan A	13	UN-FG-FG		DQ
Delay initiating turn				
40.61	47.27	47.61	48.25	

--- Squartino, Salvatore 14 SF-FG NS

Event 44 Boys 15 & Over 200 LC Meter Backstroke

Name	Age	Team	Finals Time
1 Martinez, Jose A	17	AZFL-FG	2:13.37
31.02	34.05	34.44	33.86
2 Araya, Esteban	18	UN-FG-FG	2:13.57
31.74	34.29	34.02	33.52
3 Sharp, Nick R	16	SAS-FG	2:18.13
31.36	35.27	36.03	35.47
4 Landi, Nicholas T	20	BRST-FG	2:18.88
31.27	35.02	36.07	36.52
5 Imposimato, Juan	16	YBC-FG	2:19.34
31.46	34.50	36.56	36.82
6 Lauzurique, Marcelo	15	UN-FG-FG	2:19.49
32.27	35.30	36.32	35.60
7 Cappa, Dominic	16	LAC-ZZ	2:26.64
33.86	37.32	37.77	37.69
8 Vatinelle, Matthieu A	16	AKS-FG	2:30.33
35.30	38.09	38.51	38.43
9 Cardozo, Joseph J	16	BGS-FG	2:33.84
36.17	39.72	39.93	38.02
10 Sanchez, Alex A	15	MS-FG	2:34.27
35.17	39.82	40.49	38.79
11 Tran, Vincent	16	SUN-FG	2:41.64
36.72	40.61	42.33	41.98
12 Llamu, Brian	18	NMST-FG	2:42.43
36.67	40.51	43.29	41.96
13 Taddonio, Matt J	16	BRST-FG	2:51.74
40.74	44.64	43.86	42.50
14 Sanzeteenea, Mark V	16	NMST-FG	2:58.58
41.96	45.08	46.05	45.49
--- Gonzalez, Mateo	18	AZFL-FG	NS
--- Bermudez, Miguel	18	BGS-FG	NS

Event 45 Girls 10 & Under 100 LC Meter Butterfly

FGC Open Rec: 1:11.36 6/20/1991 Luciana Genova

FGC Record: 1:11.22 7/27/1994 Victoria Genova

1:19.69 AAAA

1:25.39 AAA

1:31.09 AA


1:36.79 A

1:40.79 FGJO

1:53.99 BB

2:11.19 B

Name	Age	Team	Finals Time
1 Montero, Becca	10	AKS-FG	1:17.73 AAAA
36.36	41.37		
2 Yordi, Rachel	10	NMST-FG	1:24.31 AAA
37.78	46.53		
3 Badell, Eugenia	10	NMST-FG	1:32.97 A
42.21	50.76		



2015 Coral Springs Open Invitational-CSSC-051615, S#: FGI051615CSSC-B-1

Coral Springs Aquatic Complex

Results

(Event 45 Girls 10 & Under 100 LC Meter Butterfly)

Name	Age	Team	Finals Time	
4 Troccoli, Isa M	10	SUN-FG	1:33.08	A
43.63	49.45			
5 Robertson, Emily R	10	CSSC-FG	1:33.95	A
41.54	52.41			
6 Armbruster, Kaitlyn P	10	CSSC-FG	1:35.24	A
42.62	52.62			
7 Chinogwenya, Nakai S	10	SF-FG	1:36.11	A
44.07	52.04			
8 Kennedy, Lauren N	9	SF-FG	1:37.22	FGJO
45.05	52.17			
9 Lopez-Diaz, Emily	10	YBC-FG	1:43.07	BB
46.67	56.40			
10 Rilo, Illari	10	SUN-FG	1:43.26	BB
48.91	54.35			
11 Ward, Payton A	10	CSSC-FG	1:44.56	BB
47.30	57.26			
12 Baucells, Angelina	9	BGS-FG	1:50.66	BB
48.89	1:01.77			
--- Fernandez, Michelle A	10	HSC-FG	DQ	
Non-simultaneous arms				
35.61	50.12			
--- McCormick, Riley E	10	CSSC-FG	NS	
--- Barnhardt, Rylie D	10	AZFL-FG	NS	

Event 46 Boys 10 & Under 100 LC Meter Butterfly

FGC Open Rec: 1:11.64 6/25/2009 Jackson DeFore

FGC Record: 1:11.72 8/18/1991 Raun Bass

1:19.49 AAAA

1:25.09 AAA

1:30.59 AA

1:36.09 A

1:40.09 FGJO

1:52.79 BB

2:09.39 B

Name	Age	Team	Finals Time	
1 Rodriguez, Agustin F	10	HSC-FG	1:14.02	AAAA
34.82	39.20			
2 Winkler, Kaii L	9	FLA-FG	1:14.40	AAAA
36.07	38.33			
3 Winkler, Finn	10	FLA-FG	1:18.44	AAAA
36.10	42.34			
4 Lopez-Casula, Marcoaurelio	10	HSC-FG	1:34.84	A
43.05	51.79			
5 Rivas, Fabio A	9	HSC-FG	1:36.39	FGJO
44.73	51.66			
6 Armbruster, Tyler K	8	CSSC-FG	1:55.27	B
51.56	1:03.71			
--- McCracken, Ben L	9	CSSC-FG	NS	

Event 47 Girls 11-12 100 LC Meter Butterfly

FGC Open Rec: 1:05.09 8/3/2004 Lauren Harrington

FGC Record: 1:04.24 7/28/2009 Megan Moroney

1:10.19 AAAA

1:14.09 AAA

1:17.99 AA


1:21.89 A

1:23.89 FGJO

1:29.69 BB

1:37.49 B

Name	Age	Team	Finals Time	
1 Kasperski, Anna	12	CSSC-FG	1:16.10	AA
35.59	40.51			
2 Garcia, Giuliaanna	11	CSSC-FG	1:20.30	A
37.40	42.90			
3 Miao, Margaret W	11	AKS-FG	1:21.15	A
36.31	44.84			
4 Gonzalez, Shannelle	12	HSC-FG	1:22.16	FGJO
36.94	45.22			
5 Bannister, Lalinie D	11	SUN-FG	1:22.92	FGJO
37.43	45.49			
6 Schleicher, Mallory K	11	SUN-FG	1:23.71	FGJO
38.88	44.83			
7 Gonzalez, Chloe	12	MBS-FG	1:25.59	BB
37.51	48.08			
8 Amon, Kayla	11	YBC-FG	1:25.65	BB
38.45	47.20			
9 Castillo, Gabi N	12	BRST-FG	1:26.76	BB
39.04	47.72			
10 Fors, Helen	11	HSC-FG	1:27.59	BB
40.01	47.58			
11 Kennedy, Kaycie M	11	SF-FG	1:28.16	BB
44.12	44.04			
12 Chandler, Ava C	12	MS-FG	1:29.09	BB
38.73	50.36			
13 Avellaneda, Sofia R	11	SUN-FG	1:30.14	B
41.71	48.43			
14 Mitova, Ellie	12	CSSC-FG	1:30.19	B
40.23	49.96			
15 Udell, Caroline M	11	AZFL-FG	1:31.83	B
41.82	50.01			
16 Manrique, Kari	11	YBC-FG	1:33.14	B
41.62	51.52			
17 Fowler, Faith E	11	CSSC-FG	1:33.53	B
43.00	50.53			
18 Mason, Olivia C	12	CSSC-FG	1:34.68	B
40.17	54.51			
19 Virgin, Cara P	11	CSSC-FG	1:35.40	B
42.10	53.30			
20 Shearer, Anabela	11	SUN-FG	1:35.83	B
43.36	52.47			



2015 Coral Springs Open Invitational-CSSC-051615, S#: FGI051615CSSC-B-1

Coral Springs Aquatic Complex

Results

(Event 47 Girls 11-12 100 LC Meter Butterfly)

Name	Age	Team	Finals Time	
21 Swicegood, Lauren J	11	BGS-FG	1:37.14	B
44.61	52.53			
22 Barrios, Sofia	11	CSSC-FG	1:40.16	
44.34	55.82			
23 Longman, Noa S	11	NMST-FG	1:41.00	
41.50	59.50			
24 Lamb, Hanna R	11	SUN-FG	1:41.10	
45.96	55.14			
25 Laplant, Sara E	11	CSSC-FG	1:54.07	
51.20	1:02.87			
--- Kozel, Madison t	12	AZFL-FG		NS

Event 48 Boys 11-12 100 LC Meter Butterfly

FGC Open Rec: 1:03.35 7/18/2014 Rafael Rodriguez
FGC Record: 1:02.19 7/29/2014 Rafael Rodriguez
1:08.49 AAAA
1:12.49 AAA
1:16.39 AA
1:20.39 A
1:24.39 FGJO
1:28.29 BB
1:36.19 B


Name	Age	Team	Finals Time	
1 Gonzalez, David A	12	AZFL-FG	1:10.25	AAA
32.63	37.62			
2 Beron-Vera, Pedro	12	MS-FG	1:12.49	AAA
33.30	39.19			
3 Lopez, Jose C	12	MS-FG	1:13.67	AA
33.50	40.17			
4 Sosa, Michael J	12	HSC-FG	1:15.72	AA
35.59	40.13			
5 Sierra, Miguel	12	AKS-FG	1:16.97	A
35.27	41.70			
6 Efimov, Nikita A	11	NMST-FG	1:17.12	A
35.62	41.50			
7 Lares, Sebastian A	11	AZFL-FG	1:17.14	A
35.63	41.51			
8 Cera, Rafael	12	HSC-FG	1:18.35	A
36.14	42.21			
9 Bono, Dominic E	11	AKS-FG	1:18.51	A
36.60	41.91			
10 D'Avi, Jack	12	YBC-FG	1:18.83	A
35.94	42.89			
11 Gonzalez, Brian N	11	CSSC-FG	1:19.05	A
36.98	42.07			
12 Ferrara, Luc M	11	CSSC-FG	1:21.43	FGJO
37.94	43.49			
13 Tapia, Jio J	12	FLA-FG	1:22.46	FGJO
37.96	44.50			

14 Chin, Cody C	12	CSSC-FG	1:22.97	FGJO
35.80	47.17			
15 Meyer, Alexander I	12	CSSC-FG	1:23.44	FGJO
36.73	46.71			
16 Tarafa, Matthew A	11	HSC-FG	1:24.82	BB
36.67	48.15			
17 Scarlett, Jayden E	12	HAT-FG	1:24.99	BB
38.27	46.72			
18 Nguyen, Ricky	12	BGS-FG	1:25.43	BB
36.58	48.85			
19 McCracken, Ian B	12	CSSC-FG	1:26.56	BB
37.73	48.83			
20 Marrero, Javier	12	BGS-FG	1:33.58	B
38.95	54.63			
21 Rummel, Jack A	12	CSSC-FG	1:43.55	
42.43	1:01.12			
22 Gomez del Campo, Benji	12	MWA-FG	1:47.21	
47.20	1:00.01			
23 Schenquerman, Leandro	11	YBC-FG	1:50.67	
46.56	1:04.11			
--- Assael, Alejandro	12	AZFL-FG		NS
--- Gomez, Javier E	11	MS-FG		NS

Event 49 Girls 13-14 100 LC Meter Butterfly

FGC Open Rec: 1:01.41 8/12/2002 Elaine Breeden
FGC Record: 1:01.10 5/14/2009 Chelsea Britt
1:06.09 13-14 AAAA
1:09.19 13-14 AAA
1:12.39 13-14 AA
1:15.49 13-14 A
1:15.49 13-14 FGJO
1:21.79 13-14 BB
1:28.09 13-14 B

Name	Age	Team	Finals Time	
1 Smutny, Mary S	14	AKS-FG	1:09.24	AA
31.91	37.33			
2 Virgin, Hannah E	14	CSSC-FG	1:09.76	AA
32.39	37.37			
3 Williams, Allora P	14	SF-FG	1:11.34	AA
33.31	38.03			
4 Thomas, Cameron N	13	SF-FG	1:11.70	AA
34.24	37.46			
5 Kennedy, Jodi	13	SF-FG	1:13.41	A
34.24	39.17			
6 Noyola, Lauren E	14	CSSC-FG	1:15.14	A
34.96	40.18			
7 Seto, Tiffany	14	SF-FG	1:15.73	BB
36.10	39.63			
8 Korb, Gaby C	13	SAS-FG	1:16.04	BB
35.47	40.57			
9 Jones, Acacia L	14	CSSC-FG	1:16.59	BB
34.73	41.86			



2015 Coral Springs Open Invitational-CSSC-051615, S#: FGI051615CSSC-B-1

Coral Springs Aquatic Complex

Results


(Event 49 Girls 13-14 100 LC Meter Butterfly)

Name	Age	Team	Finals Time	
10 Mirabal, Nora	13	UN-FG-FG	1:16.77	BB
36.15	40.62			
11 Kim, Daniela	14	YBC-FG	1:17.67	BB
35.68	41.99			
12 Udell, Olivia F	13	AZFL-FG	1:18.57	BB
36.24	42.33			
13 Cordoba, Brooke A	13	CSSC-FG	1:19.78	BB
36.35	43.43			
14 Glanzman, Naomi R	13	BRST-FG	1:19.97	BB
36.26	43.71			
15 Reta, Oriana A	13	MBS-FG	1:21.87	B
36.86	45.01			
16 Parsons, Camila	13	CSSC-FG	1:23.97	B
39.29	44.68			
17 Amon, Ashlynn	14	YBC-FG	1:25.17	B
39.47	45.70			
18 Kleiban, Giselle E	13	UN-FG-FG	1:25.18	B
37.43	47.75			
19 Szakacs, Lydia C	13	CSSC-FG	1:26.10	B
39.50	46.60			
20 Benguria, Daniela	14	HSC-FG	1:29.76	
40.88	48.88			
21 Kanter, Rebecca	14	SF-FG	1:33.92	
43.90	50.02			
22 Viner, Sophia J	13	CSSC-FG	1:37.87	
42.96	54.91			
23 Negrin, Andrea M	13	FLA-FG	1:38.68	
45.97	52.71			
24 Camacho, Jacqueline	13	YBC-FG	1:41.10	
46.38	54.72			
25 Garcia, Madelyne D	13	CSSC-FG	1:42.02	
45.88	56.14			
26 Ortiz, Daniela M	14	CSSC-FG	1:46.82	
45.65	1:01.17			
--- Grabow, Chloe L	14	HAT-FG		NS
--- Bremer, Victoria M	13	BRST-FG		NS
--- Staack, Isabelle C	13	FLA-FG		NS
--- Kean, Carolyn G	13	SUN-FG		NS

Event 49 Girls 15 & Over 100 LC Meter Butterfly

Name	Age	Team	Finals Time
1 MacNeil, Maggie	15	LAC-ZZ	1:02.36
29.54	32.82		
2 Ross, Racine E	15	AZFL-FG	1:06.59
30.86	35.73		
3 Allen, Jessica	15	LAC-ZZ	1:09.77
31.85	37.92		
4 Van Den Berg, Daniella P	18	AZFL-FG	1:10.17
32.71	37.46		

5 Braga, Luisa	16	UN-FG-FG	1:10.79
32.88	37.91		
6 Robinson, Aitana	17	LAC-ZZ	1:10.91
32.37	38.54		
7 Mullen, Marin E	17	SAS-FG	1:11.11
33.04	38.07		
8 Dodge, Katelyn M	21	BRST-FG	1:11.21
33.29	37.92		
9 Sauer, Lindsey N	18	CSSC-FG	1:12.72
33.49	39.23		
10 Digulla, Megan G	20	BRST-FG	1:14.73
34.40	40.33		
11 Belcik, Bridget A	19	BRST-FG	1:14.89
34.75	40.14		
12 Reuter, Megan B	19	BRST-FG	1:15.14
33.18	41.96		
13 Hunnewell, Nicole J	18	UN-FG-FG	1:15.28
33.31	41.97		
14 Gilbert, Madison F	18	BRST-FG	1:15.75
34.22	41.53		
15 Anthony, Larissa N	15	BRST-FG	1:17.25
35.65	41.60		
16 Fajardo, Dominique	15	CSSC-FG	1:18.13
33.74	44.39		
17 Johnson, Hayley C	16	BRST-FG	1:21.45
36.12	45.33		
18 Chiarella, Daria A	16	CSSC-FG	1:22.06
36.67	45.39		
19 Keung, Meggie S	15	AZFL-FG	1:26.79
40.31	46.48		
20 Alonso, Jimena	15	SAS-FG	1:27.47
39.65	47.82		
21 Ohana, Julia R	15	MBS-FG	1:30.01
38.27	51.74		
22 Puia, Emily R	15	CSSC-FG	1:30.75
39.12	51.63		
23 Ruiz, Flavia L	16	YBC-FG	1:35.85
37.86	57.99		
24 Adames, Camille	15	CSSC-FG	1:41.05
44.50	56.55		
25 Flynt, Emily M	15	YBC-FG	1:42.09
42.24	59.85		
26 Friedland, Sabrina L	18	YBC-FG	1:58.64
52.78	1:05.86		
--- Cicenia, Angela	20	AZFL-FG	NS
--- Roper, Hannah J	20	BRST-FG	NS



2015 Coral Springs Open Invitational-CSSC-051615, S#: FGI051615CSSC-B-1

Coral Springs Aquatic Complex

Results

Event 50 Boys 13-14 100 LC Meter Butterfly

FGC Open Rec: 54.59 3/13/2014 Michael Andrew

FGC Record: 58.02 3/19/2009 Yousef Alaskari

1:01.59 13-14 AAAA

1:04.59 13-14 AAA

1:07.49 13-14 AA

1:10.39 13-14 A

1:10.39 13-14 FGJO

1:16.29 13-14 BB


1:22.19 13-14 B

Name	Age	Team	Finals Time	
1 Matheus, Eric	14	SAS-FG	1:04.34	AAA
29.89	34.45			
2 Perez, Sal	14	FLA-FG	1:04.72	AA
29.99	34.73			
3 Rivero, Bryan O	13	HSC-FG	1:05.85	AA
30.38	35.47			
4 Bastian, Izaak Z	14	SAS-FG	1:07.56	A
31.23	36.33			
5 Fernandez, Michael I	13	HSC-FG	1:07.99	A
31.07	36.92			
6 Rotman, Pierce M	14	SAS-FG	1:08.42	A
31.58	36.84			
7 Garcia, Andres P	14	UN-FG-FG	1:08.44	A
31.20	37.24			
8 Avellaneda, Diego M	14	SUN-FG	1:09.64	A
33.40	36.24			
9 Rose, Keegan S	14	BGS-FG	1:09.90	A
30.43	39.47			
10 Banciella, Reid A	13	MS-FG	1:11.62	BB
31.02	40.60			
11 Liraz, Tom	14	YBC-FG	1:11.95	BB
32.72	39.23			
12 Deybach, Alex	14	MBS-FG	1:12.55	BB
33.71	38.84			
13 Lugones, Abraham	14	HSC-FG	1:14.64	BB
34.03	40.61			
14 Sanchez, Jake A	14	AKS-FG	1:17.15	B
34.89	42.26			
15 Tortola, Cristian	13	UN-FG-FG	1:20.08	B
35.31	44.77			
16 Michelena, Oscar A	14	SUN-FG	1:21.01	B
35.31	45.70			
17 Domokos, Lorant	13	BRST-FG	1:22.37	
36.34	46.03			
18 Wilkie, Malcolm S	14	YBC-FG	1:23.94	
37.96	45.98			
19 Amor, Matthew	13	UN-FG-FG	1:24.26	
37.53	46.73			
20 Duduyak, Klimentiy V	13	NMST-FG	1:24.46	
36.43	48.03			

21 Smith, Shawn	13	SF-FG	1:30.11	
41.75	48.36			
22 Lucas, Jesus M	13	NMST-FG	1:34.27	
41.55	52.72			
23 Levit, Eli S	14	FLA-FG	1:35.38	
40.42	54.96			
--- Gallet, James D	14	YBC-FG	DQ	
Arms underwater recovery				
35.78	44.35			
--- Santiago, Sebastian A	13	NMST-FG	DQ	
One hand touch				
43.10	58.63			
--- Gonzalez, Oscar J	14	SF-FG	DQ	
Alternating Kick				
42.12	56.47			
--- Smith, Shane S	13	SF-FG	DQ	
Alternating Kick				
41.81	50.64			
--- Prado, Lorenzo	14	CSSC-FG	NS	
--- Hernandez, Kalvin S	14	CSSC-FG	NS	
--- McCormick, Sam J	13	CSSC-FG	NS	

Event 50 Boys 15 & Over 100 LC Meter Butterfly

Name	Age	Team	Finals Time
1 Martinez, Jose A	17	AZFL-FG	58.32
26.93	31.39		
2 Perez, Jhonny J	17	UN-FG-FG	58.94
26.79	32.15		
3 Guarente, Marco	18	UN-FG-FG	59.18
28.19	30.99		
4 Horrego, Julio A	16	HSC-FG	59.69
27.60	32.09		
5 Gomez, Alberto	15	UN-FG-FG	59.98
27.46	32.52		
6 Alatorre, Fernando	16	AZFL-FG	1:00.19
27.61	32.58		
7 Smutny, Luke R	16	AKS-FG	1:00.47
28.26	32.21		
8 Lupoli, Franco A	21	UN-FG-FG	1:00.92
28.23	32.69		
9 Vargas, Sebastian	16	CSSC-FG	1:01.81
28.65	33.16		
10 Lares, Andres A	15	AZFL-FG	1:02.14
29.06	33.08		
11 Byshnev, Konstantin I	19	BRST-FG	1:03.32
28.72	34.60		
12 Navarrete, Fernando J	17	YBC-FG	1:03.60
28.71	34.89		
13 Angeles, Danny S	19	NMST-FG	1:04.25
28.35	35.90		
14 Tannhauser, Bobby	17	SAS-FG	1:04.39
29.73	34.66		



2015 Coral Springs Open Invitational-CSSC-051615, S#: FGI051615CSSC-B-1

Coral Springs Aquatic Complex

Results

(Event 50 Boys 15 & Over 100 LC Meter Butterfly)

Name	Age	Team	Finals Time
15 Roth, Quinn A	15	SF-FG	1:04.93
30.93	34.00		
16 Metzker, O L	18	SAS-FG	1:05.01
30.05	34.96		
17 Yamamoto, Henrique A	17	CSSC-FG	1:05.15
29.74	35.41		
18 Zylberberg, Noah	16	SAS-FG	1:05.20
30.10	35.10		
19 Cannon, John B	17	AKS-FG	1:05.63
30.76	34.87		
20 Vivas, Martin	16	YBC-FG	1:05.74
30.33	35.41		
21 Llamas, Brian	18	NMST-FG	1:05.77
30.55	35.22		
22 Veit, Eric	16	YBC-FG	1:07.06
29.43	37.63		
23 Lara, Ronald J	16	SWAT-FG	1:08.40
30.93	37.47		
24 Perez, Enrique A	18	AZFL-FG	1:08.47
31.50	36.97		
25 Calle, Santiago	15	SWAT-FG	1:08.74
30.19	38.55		
26 Oliver, Noah H	16	AKS-FG	1:10.05
32.32	37.73		
27 Ferrara, Nico J	15	CSSC-FG	1:10.13
31.62	38.51		
28 Sanzetea, Mark V	16	NMST-FG	1:12.40
32.71	39.69		
29 Furman, Henry A	16	BRST-FG	1:12.81
32.19	40.62		
30 Manrique, Sebas	15	YBC-FG	1:13.22
32.76	40.46		
31 Morales, Jorge	15	HSC-FG	1:14.56
32.94	41.62		
32 Hemmerde, Adrian	17	MBS-FG	1:14.92
32.63	42.29		
33 Castillo, Nico A	15	BRST-FG	1:15.21
35.35	39.86		
34 Willem, Steffen	18	HAT-FG	1:15.32
32.74	42.58		
35 Costello, Pat M	17	BRST-FG	1:16.31
34.19	42.12		
36 Cordova, Rene	15	YBC-FG	1:17.48
34.12	43.36		
37 Hosfeld, Luiz F	16	CSSC-FG	1:17.98
34.02	43.96		
38 Hopkins, Dennis R	16	CSSC-FG	1:27.16
36.76	50.40		
39 Cordova, Samuel	16	YBC-FG	1:28.47
39.10	49.37		

---	Gutierrez, Chris A	16	BGS-FG	NS
---	Pereira, Daniel B	19	AZFL-FG	NS
---	Bohorquez, Fernando	18	AZFL-FG	NS

Event 51 Girls 10 & Under 50 LC Meter Freestyle

FGC Open Rec: 29.41 1/1/1991 Luciana Genova

FGC Record: 29.41 1/1/1991 Luciana Genova

31.99 AAAA

33.39 AAA

34.89 AA


36.29 A

37.29 FGJO

40.69 BB

44.99 B

Name	Age	Team	Finals Time
1 Fernandez, Michelle A	10	HSC-FG	31.44 AAAA
2 Yordi, Rachel	10	NMST-FG	32.39 AAA
3 McLemore, Mercy P	10	BEST-FG	32.51 AAA
4 Botting, Riley E	10	CSSC-FG	32.69 AAA
5 Montero, Becca	10	AKS-FG	33.11 AAA
6 Lopez-Diaz, Emily	10	YBC-FG	33.99 AA
7 Gersper, Aspen J	9	SAS-FG	34.23 AA
8 Dinehart, Elena S	10	AKS-FG	34.51 AA
9 Rilo, Illari	10	SUN-FG	35.34 A
10 Collie, Samantha	10	AZFL-FG	35.65 A
11 Bellardi, Nicole A	10	AZFL-FG	36.04 A
12 Echeumuna, Sophia C	8	AZFL-FG	36.75 FGJO
13 Yordi, Rebecca	10	NMST-FG	36.94 FGJO
14 Levin, Rebeca	10	SF-FG	37.04 FGJO
15 Chinogwenya, Nakai S	10	SF-FG	37.25 FGJO
16 Ward, Payton A	10	CSSC-FG	37.33 BB
17 Frazier, Sara M	10	BGS-FG	37.34 BB
18 Smutny, Maddie R	9	AKS-FG	37.48 BB
19 Anton, Sidney	8	AZFL-FG	37.49 BB
20 McLemore, Tawannah P	9	BEST-FG	37.51 BB
21 Marino, Yazmin A	10	YBC-FG	37.82 BB
22 Portik-Gergely, Kata	9	BEST-FG	37.93 BB
23 Levin, Sara	8	SF-FG	38.43 BB
24 Holmes, Willow G	10	CSSC-FG	38.69 BB
25 Olson, Elisabeth G	10	CSSC-FG	39.11 BB
26 Sorunmu, Maya A	9	SF-FG	39.15 BB
27 Udell, Stephanie R	9	AZFL-FG	39.21 BB
28 Gonzalez, Ana Cecilia	10	UN-FG-FG	39.50 BB
29 Gonzalez, Paola I	9	UN-FG-FG	39.63 BB
30 Kennedy, Lauren N	9	SF-FG	40.41 BB
31 Nieto, Bianca G	8	UN-FG-FG	40.85 B
32 Wells, Hailey I	10	CSSC-FG	41.12 B
33 Alsup, Evelyn R	9	MBS-FG	41.15 B
34 Banks, Brooklyn	10	SF-FG	41.37 B
35 Gedeon, Anais	7	NMST-FG	41.55 B
36 Vazquez-Quiroga, Leire	9	MWA-FG	41.62 B
37 Sosa, Ariana	9	SF-FG	41.90 B



2015 Coral Springs Open Invitational-CSSC-051615, S#: FGI051615CSSC-B-1

Coral Springs Aquatic Complex

Results

(Event 51 Girls 10 & Under 50 LC Meter Freestyle)


Name	Age	Team	Finals Time	
38 Palacios, Nicole	10	CSSC-FG	41.94	B
39 Cope, Rosie Q	8	BGS-FG	42.17	B
40 Kanter, Ava	9	SF-FG	43.80	B
41 Acebo, Gabi O	10	BGS-FG	44.58	B
42 Sanford, Charlie L	10	HAT-FG	44.72	B
43 Schleicher, Carleigh M	9	SUN-FG	45.10	
44 Mirones, Cecilia	9	SUN-FG	45.14	
45 Olmo, Charlotte	8	UN-FG-FG	45.51	
46 Bonney, Mackenna	8	CSSC-FG	45.52	
47 Huang, Hilary	10	AKS-FG	45.67	
48 Wimmer, Astrid	10	YBC-FG	45.70	
49 Perez, Vianca	10	AKS-FG	46.27	
50 Garcia-Carrillo, Isabel	10	MWA-FG	46.42	
51 Bonasera, Kaitlyn R	9	CSSC-FG	48.28	
52 Levine, Taylor	10	YBC-FG	48.78	
53 Renaud, Eva	10	SF-FG	49.65	
54 Genz, Cassandra N	9	BRST-FG	50.52	
55 Calla, Gabriella G	9	YBC-FG	52.51	
56 Zaparegos, Stamatia	8	BRST-FG	53.01	
57 Kleiban, Stephanie A	7	UN-FG-FG	54.46	
58 Bond, Mila I	8	CSSC-FG	55.10	
59 Guan, Selina	9	CSSC-FG	55.91	
--- Cronin, Karli	9	BRST-FG	DQ	
False start				
--- Henderson, Sophia L	9	SAS-FG	NS	
--- Renaud, Jade	9	SF-FG	NS	
--- McCormick, Riley E	10	CSSC-FG	NS	
--- Troccoli, Isa M	10	SUN-FG	NS	
--- Gonzalez, Ana Lourdes	7	UN-FG-FG	NS	

Event 52 Boys 10 & Under 50 LC Meter Freestyle

FGC Open Rec:	29.08	5/23/2014	Matt Cooper
FGC Record:	28.86	6/14/1990	Jason Gagnon
	31.59	AAAA	
	32.89	AAA	
	34.29	AA	
	35.69	A	
	37.69	FGJO	
	39.69	BB	
	43.79	B	

Name	Age	Team	Finals Time	
1 Winkler, Kaii L	9	FLA-FG	31.41	AAAA
2 Winkler, Finn	10	FLA-FG	31.59	AAAA
3 Echeumuna, Luca A	9	AZFL-FG	32.43	AAA
4 Uglanov, Ivan	10	HAT-FG	33.56	AA
5 Dulieu, Diego R	10	AZFL-FG	34.30	A
6 Lopez-Casula, Marcoaurelio	10	HSC-FG	35.11	A
7 Rivas, Fabio A	9	HSC-FG	35.70	FGJO
8 Gonzalez, George G	7	UN-FG-FG	36.05	FGJO
9 Kustin, Quinn H	10	HAT-FG	36.45	FGJO

10 Beleznay, Andrew	10	SAS-FG	36.68	FGJO
11 Leal, Samuel A	10	BGS-FG	36.89	FGJO
12 Pokatragool, Pete	10	CSSC-FG	37.06	FGJO
13 Gomez, Lautaro	10	MBS-FG	37.49	FGJO
14 Hau, Christopher	10	SF-FG	37.65	FGJO
15 Reta, Ethan R	10	MBS-FG	37.68	FGJO
16 Musa, Farouk	7	UN-FG-FG	37.82	BB
17 Chavez, David J	10	FLA-FG	38.07	BB
18 Alvarez, Alejandro	10	CSSC-FG	38.18	BB
19 Carbone, Santiago A	10	NMST-FG	38.30	BB
20 Aronsohn, Matthew C	10	SAS-FG	38.55	BB
21 Bailey, Lucas A	8	SAS-FG	39.05	BB
22 Armbruster, Tyler K	8	CSSC-FG	39.09	BB
23 Ruf, Justin T	10	CSSC-FG	39.44	BB
24 Baltodano, Michael A	9	MBS-FG	39.68	BB
25 Savino, Sebastian M	9	CSSC-FG	40.00	B
26 Rilo, Ares A	7	SUN-FG	41.31	B
27 Arce, Aiden L	9	HAT-FG	41.37	B
28 Kean, Christopher E	9	SUN-FG	41.54	B
29 Williams, Owen N	9	HAT-FG	41.57	B
30 Nordheim, Gregory A	10	SAS-FG	41.60	B
31 Sharma, Mehu	10	CSSC-FG	42.24	B
32 Johnson, Marcus K	9	BRST-FG	42.48	B
33 Cayetano, Benjamin D	10	YBC-FG	42.59	B
34 Bencie, Brian M	10	BEST-FG	44.17	
35 Frantsevskiy, Egor	9	CSSC-FG	45.83	
36 Barreto, Joshua	7	NMST-FG	46.43	
37 Hau, Derek	7	SF-FG	46.80	
38 Landron, Rafael	7	SUN-FG	47.15	
39 Lopez-Casula, Leonardo	7	HSC-FG	47.65	
40 Ros, Daniel	10	SF-FG	48.33	
41 D'Avi, Thomas J	9	YBC-FG	48.61	
42 Landron, Gabriel	8	SUN-FG	49.53	
43 Calero, Fernando J	9	CSSC-FG	49.71	
44 Portik-Gergely, Hunor	8	BEST-FG	50.25	
45 Jouault, Samuel	10	UN-FG-FG	50.40	
46 Rassi, Randall A	7	CSSC-FG	51.92	
47 Harron De Montaderin, Eader	6	MBS-FG	54.36	
48 Quispe, Steve	10	CSSC-FG	56.43	
49 Shearer, Mateo	9	SUN-FG	59.49	
50 Sherlock, Aiden	10	BRST-FG	1:02.73	
51 Alapati, Rohan	8	CSSC-FG	1:05.34	
--- Aguirre, Jorge A	10	SF-FG	NS	
--- DeBlasis, Jordan N	10	SF-FG	NS	
--- Leon, Leonardo	10	UN-FG-FG	NS	
--- Choque, Thomas A	8	MBS-FG	NS	



2015 Coral Springs Open Invitational-CSSC-051615, S#: FGI051615CSSC-B-1

Coral Springs Aquatic Complex

Results

Event 53 Girls 11-12 50 LC Meter Freestyle

FGC Open Rec: 27.31 7/18/2014 Andrea Santander

FGC Record: 27.00 7/29/2014 Andrea Santander

29.29 AAAA

30.69 AAA

31.99 AA

33.39 A


34.39 FGJO

35.99 BB

38.69 B

Name	Age	Team	Finals Time	
1 Acosta, Claudia	12	HSC-FG	28.54	AAAA
2 Banks, Gabrianna C	12	HAT-FG	28.77	AAAA
3 Trodick, Samantha	12	SUN-FG	30.99	AA
4 Kasperski, Anna	12	CSSC-FG	31.40	AA
5 Backer, Taylor R	12	AKS-FG	31.78	AA
6 Taylor, Isabella I	12	HAT-FG	31.98	AA
7 Iglesias, Lily	11	MS-FG	32.26	A
8 Castillo, Gabi N	12	BRST-FG	32.55	A
9 Pizano, Juliet	12	MBS-FG	32.61	A
10 Seniuta, Monika	11	SAS-FG	32.68	A
11 Gonzalez, Chloe	12	MBS-FG	32.81	A
12 Mason, Olivia C	12	CSSC-FG	32.84	A
13 Mitova, Ellie	12	CSSC-FG	33.06	A
14 Martinez-Bruno, Victoria B	12	YBC-FG	33.12	A
15 Chandler, Ava C	12	MS-FG	33.30	A
16 Deybach, Stephanie	12	MBS-FG	33.34	A
17 Nordheim, Caroline K	12	SAS-FG	33.41	FGJO
18 Wang, Cindy	12	AKS-FG	33.43	FGJO
19 Vazquez, Jennifer	11	HSC-FG	33.49	FGJO
20 Amon, Kayla	11	YBC-FG	33.63	FGJO
21 Belezny, Flora	12	SAS-FG	33.71	FGJO
22 Gomez, Camila	12	MBS-FG	33.72	FGJO
23 Schleicher, Mallory K	11	SUN-FG	33.76	FGJO
24 Virgin, Cara P	11	CSSC-FG	34.08	FGJO
25 Manrique, Kari	11	YBC-FG	34.10	FGJO
26 Vazquez-Quiroga, Alesia	11	MWA-FG	34.17	FGJO
27 Deo, Alana E	11	AKS-FG	34.19	FGJO
28 Lesentier, Jacqueline	12	NMST-FG	34.36	FGJO
29 Smutny, Lucy D	12	AKS-FG	34.55	BB
30 Nieto, Antonella	11	UN-FG-FG	34.61	BB
31 Barraque, Toscane	12	AKS-FG	34.62	BB
32 Dattile, Briana E	11	CSSC-FG	35.00	BB
33 Molina, Gabriela G	11	AKS-FG	35.01	BB
34 Montesinos, Melinda M	11	AZFL-FG	35.03	BB
35 Swicegood, Lauren J	11	BGS-FG	35.04	BB
36 Udell, Caroline M	11	AZFL-FG	35.06	BB
37 Avellaneda, Sofia R	11	SUN-FG	35.27	BB
38 Fors, Helen	11	HSC-FG	35.41	BB
39 Schimansky, Sarah A	12	CSSC-FG	35.67	BB
40 Saunders, Helen	12	AZFL-FG	35.75	BB

41 Christianson, Katie S	11	YBC-FG	35.79	BB
42 Herne, Maria	12	YBC-FG	35.80	BB
43 Gomez, Abigail M	12	SUN-FG	35.86	BB
44 Eilers, Morgan D	11	MWA-FG	36.15	B
45 Barrios, Sofia	11	CSSC-FG	36.37	B
46 Longman, Noa S	11	NMST-FG	36.49	B
47 Conrad, Hayley B	12	CSSC-FG	36.61	B
48 Sweet, Claire-Michelle M	12	YBC-FG	36.91	B
49 Ferraro, Sophia	11	MWA-FG	37.25	B
50 Mclean, Devon W	11	BRST-FG	37.33	B
51 Ruiz, Alexandra	12	YBC-FG	37.37	B
52 Candido, Amber L	11	CSSC-FG	37.58	B
53 Nagy, Ashley J	11	CSSC-FG	37.64	B
*54 Alfonso, Ashley M	11	AKS-FG	37.78	B
*54 Lamb, Hanna R	11	SUN-FG	37.78	B
56 Leon, Valerie L	12	SF-FG	38.37	B
57 Sacerio, Camilla	12	YBC-FG	38.46	B
58 Cronin, Sabrina	11	BRST-FG	38.63	B
59 Hemmerde, Antonela	12	MBS-FG	38.67	B
60 Shearer, Anabela	11	SUN-FG	38.72	
61 Materia, Baylee R	12	FLA-FG	39.15	
62 Leon, Angie	12	YBC-FG	39.49	
63 Arteaga, Annabelle	12	MWA-FG	39.83	
64 Genz, Gabriella M	12	BRST-FG	39.95	
65 Pinilla, Kelly M	11	CSSC-FG	40.04	
66 Sosa, Arizel	11	SF-FG	40.19	
67 Deeter, Alexa G	11	HAT-FG	41.55	
68 Chavarro, Alessia V	11	FLA-FG	41.65	
69 Wiebe, Olivia M	11	SF-FG	41.98	
70 Camacho, Juliana	11	YBC-FG	42.08	
71 Martinez-Vizcaino, Gabriela	12	UN-FG-FG	43.38	
72 Zaparegos, Eireni	11	BRST-FG	45.05	
73 Kotler, Jordana M	11	MWA-FG	46.81	
--- Garcia, Emily R	12	FLA-FG		NS
--- Nunez, Camila	12	FLA-FG		NS
--- McGee, Lily A	11	CSSC-FG		NS
--- Torres, Ciara	12	UN-FG-FG		NS
--- Bannister, Lalainie D	11	SUN-FG		NS
--- Kozel, Madison t	12	AZFL-FG		NS
--- Gonzalez, Nora	11	UN-FG-FG		NS
--- Martin, Kaya E	12	MBS-FG		NS
--- Silva, Lauren E	11	MS-FG		NS
--- Gandolfo, Krystal	11	MBS-FG		NS



2015 Coral Springs Open Invitational-CSSC-051615, S#: FGI051615CSSC-B-1

Coral Springs Aquatic Complex

Results

Event 54 Boys 11-12 50 LC Meter Freestyle

FGC Open Rec: 26.20 7/15/2011 Julien Pinon

FGC Record: 26.17 7/26/2011 Julien Pinon

28.39 AAAA

29.79 AAA

31.09 AA

32.49 A

33.49 FGJO

35.09 BB

37.79 B

Name	Age Team	Finals Time	
1 Gonzalez, David A	12 AZFL-FG	29.71	AAA
2 Tarafa, Matthew A	11 HSC-FG	29.76	AAA
3 Marks, Connor M	12 CSSC-FG	29.85	AA
4 Quijada, Daniel	12 HSC-FG	30.55	AA
*5 Vasilyev, Nikolay	12 HAT-FG	30.95	AA
*5 Sierra, Miguel	12 AKS-FG	30.95	AA
7 Roach, Ethan M	12 SAS-FG	31.16	A
8 Forman, Andrew K	12 HAT-FG	31.55	A
9 Chin, Cody C	12 CSSC-FG	31.64	A
10 Gonzalez, Brian N	11 CSSC-FG	31.76	A
11 Hategan, Darien O	12 YBC-FG	31.85	A
12 Cortez, Luis E	12 HAT-FG	32.28	A
13 Ferrara, Luc M	11 CSSC-FG	32.61	FGJO
14 Watson, Daniel S	12 HAT-FG	32.68	FGJO
15 Tapia, Jio J	12 FLA-FG	32.74	FGJO
16 Marrero, Javier	12 BGS-FG	32.77	FGJO
17 Scarlett, Jayden E	12 HAT-FG	33.27	FGJO
18 Mandava, Yeshwanth	12 YBC-FG	33.34	FGJO
19 Miller, Kolby L	12 YBC-FG	33.44	FGJO
20 Cera, Rafael	12 HSC-FG	33.66	BB
21 Tamaroff, Dylan M	12 SF-FG	33.90	BB
22 Hall, Luke A	12 BGS-FG	34.22	BB
23 McCracken, Ian B	12 CSSC-FG	34.46	BB
24 Perez, Misha	12 FLA-FG	34.60	BB
25 Lauzurique, Jason	12 BGS-FG	34.69	BB
26 Bagiotti, Jon M	11 YBC-FG	34.91	BB
27 Rummel, Jack A	12 CSSC-FG	35.00	BB
28 Kustin, Jakob G	12 HAT-FG	35.23	B
29 Bolanos, Maurice	12 YBC-FG	35.26	B
30 Tamaroff, Jared I	12 SF-FG	35.51	B
31 Nguyen, Ricky	12 BGS-FG	35.56	B
32 Rivero, Juancamilo	12 HSC-FG	35.81	B
33 Quijada, Samuel E	12 HSC-FG	36.11	B
34 Mauriello, Bruno	12 UN-FG-FG	36.73	B
35 Bonasera, Jason N	12 CSSC-FG	36.97	B
36 Oliver, Garrett M	12 AKS-FG	37.27	B
37 Gomez del Campo, Benji	12 MWA-FG	38.09	
38 Sorunmu, Elijah M	12 SF-FG	38.22	
39 Ward, Wilson T	11 UN-FG-FG	38.25	
40 Garcia, Cristian C	11 CSSC-FG	38.29	

41 Yaremenko, Alexander	11 HAT-FG	38.44
42 Olson, William P	11 CSSC-FG	38.54
43 Schwartz, Benjamin E	12 SAS-FG	38.56
44 Ohana, Daniel S	12 MBS-FG	38.84
45 Zamojski, Robert	11 FLA-FG	39.48
46 Ortiz III, William	11 YBC-FG	39.59
47 Tamaroff, Alec R	12 SF-FG	39.67
48 Nutter, Alec A	12 CSSC-FG	39.89
49 Gonzalez, Enzo	11 SWAT-FG	40.89
50 Zamojski, Arthur	11 FLA-FG	41.38
51 Brander, Ryan J	11 CSSC-FG	44.27
52 Aversa, Harris	11 SF-FG	46.52
--- Valdivia, Dylan D	12 MS-FG	NS
--- Assael, Alejandro	12 AZFL-FG	NS
--- Garcia, Emiliano	12 FLA-FG	NS
--- Gomez, Javier E	11 MS-FG	NS
--- Portillo, Steven	12 UN-FG-FG	NS

Event 55 Girls 13-14 50 LC Meter Freestyle

FGC Open Rec: 26.29 8/12/2002 Dana Vollmer

FGC Record: 26.15 4/22/2013 Fernanda Delgado

28.19 13-14 AAAA

29.49 13-14 AAA

30.89 13-14 AA


30.89 13-14 FGJO

32.19 13-14 A

34.89 13-14 BB

37.59 13-14 B

Name	Age Team	Finals Time	
1 Jerew, Hailey R	14 AKS-FG	27.93	AAAA
2 Smutny, Mary S	14 AKS-FG	28.22	AAA
3 Williams, Allora P	14 SF-FG	28.44	AAA
4 Biro, Delaney P	13 CSSC-FG	29.15	AAA
5 Virgin, Hannah E	14 CSSC-FG	29.38	AAA
6 Bencie, Gwen E	14 BEST-FG	29.42	AAA
7 Botting, Rachel E	13 CSSC-FG	29.54	AA
8 Beltrano, Gabby J	13 CSSC-FG	30.11	AA
9 Tran, Stephanie	14 SUN-FG	30.52	AA
10 Capalbo, Solana B	13 AZFL-FG	30.74	AA
*11 Schain, Maddy L	13 AKS-FG	30.78	AA
*11 Thomas, Cameron N	13 SF-FG	30.78	AA
13 Torres, Pamela	14 AKS-FG	30.93	A
14 Beleznay, Maya	13 SAS-FG	31.05	A
15 Aponte, Madison E	14 AZFL-FG	31.25	A
16 Homes, Andrea	14 YBC-FG	31.50	A
17 Korb, Gaby C	13 SAS-FG	31.55	A
18 Pierce, Jordanna K	14 BGS-FG	31.57	A
19 Abovitz, Zoe C	14 AZFL-FG	31.58	A
20 Glanzman, Naomi R	13 BRST-FG	31.71	A
21 Mirabal, Nora	13 UN-FG-FG	31.72	A
22 Jones, Acacia L	14 CSSC-FG	31.74	A
23 MacKenzie-Lawrence, Mikae	14 YBC-FG	32.01	A



2015 Coral Springs Open Invitational-CSSC-051615, S#: FGI051615CSSC-B-1

Coral Springs Aquatic Complex

Results


(Event 55 Girls 13-14 50 LC Meter Freestyle)

Name	Age Team	Finals Time	
24 Mason, Julie E	14 CSSC-FG	32.02	A
*25 Modrak, Allyson	14 YBC-FG	32.03	A
*25 Davis, Mary	13 AKS-FG	32.03	A
27 Reposo, Olivia	13 CSSC-FG	32.07	A
28 Noyola, Lauren E	14 CSSC-FG	32.10	A
29 Kleiban, Giselle E	13 UN-FG-FG	32.80	BB
30 Aguero, Juliette	14 UN-FG-FG	32.96	BB
31 Parsons, Camila	13 CSSC-FG	33.28	BB
32 Reta, Oriana A	13 MBS-FG	33.50	BB
33 Kanter, Rebecca	14 SF-FG	33.60	BB
34 Mackler, Danni R	14 SAS-FG	33.76	BB
35 Szakacs, Lydia C	13 CSSC-FG	34.15	BB
36 Negrin, Andrea M	13 FLA-FG	34.94	B
37 Garcia, Gabi A	13 BGS-FG	35.09	B
38 Amador, Maresa	14 UN-FG-FG	35.11	B
39 Borges, Gaby S	14 AKS-FG	35.19	B
40 Cayetano, Isabella A	13 YBC-FG	35.27	B
41 Viner, Sophia J	13 CSSC-FG	35.33	B
42 Garcia, Madelyne D	13 CSSC-FG	35.49	B
43 Girish, Riya	13 YBC-FG	35.84	B
44 Annis, Jamie R	13 HAT-FG	36.09	B
45 Gatlin, Julianna V	13 CSSC-FG	36.44	B
*46 Keeney, Samantha J	13 FLA-FG	37.63	
*46 Florez-Granel, Mariana	13 AZFL-FG	37.63	
48 Carr, Theresa S	14 CSSC-FG	38.45	
49 Sharma, Megan	14 CSSC-FG	39.62	
50 Valqui, Nicolle A	13 CSSC-FG	40.25	
51 Roush, Kendall L	14 CSSC-FG	40.63	
52 Ortiz, Daniela M	14 CSSC-FG	42.08	
--- Staack, Isabelle C	13 FLA-FG	NS	
--- Deitz, Cayla A	14 FLA-FG	NS	
--- Kean, Carolyn G	13 SUN-FG	NS	
--- Bremer, Victoria M	13 BRST-FG	NS	
--- Kish, Sophia E	13 NMST-FG	NS	
--- Berday, Sophie L	13 FLA-FG	NS	
--- Graci, Serena	13 BRST-FG	NS	
--- Grabow, Chloe L	14 HAT-FG	NS	

Event 55 Girls 15 & Over 50 LC Meter Freestyle

Name	Age Team	Finals Time
1 Cooper, Catharine A	15 CSSC-FG	27.30
*2 Stewart, Courtney W	17 BEST-FG	28.12
*2 Wong, Ellie	15 LAC-ZZ	28.12
4 Harrington, Kelly M	17 BRST-FG	28.48
5 Dodge, Katelyn M	21 BRST-FG	28.57
6 Ross, Racine E	15 AZFL-FG	28.59
7 Robinson, Aitana	17 LAC-ZZ	28.70
8 Braga, Luisa	16 UN-FG-FG	28.87
9 Langham, Menley	15 LAC-ZZ	29.03
10 Wang, Sabrina	16 LAC-ZZ	29.20

11 Schimansky, Megan A	15 CSSC-FG	29.26
12 Blackwin, Cassidy T	17 SAS-FG	29.38
13 Brannan, Marissa N	15 HAT-FG	29.62
14 Van Den Berg, Andrea C	16 AZFL-FG	29.68
15 Hunnewell, Nicole J	18 UN-FG-FG	29.81
16 Fajardo, Dominique	15 CSSC-FG	29.87
17 Reuter, Megan B	19 BRST-FG	29.88
18 Sauer, Lindsey N	18 CSSC-FG	30.25
19 Morales, Frances R	16 BRST-FG	30.28
20 Creighton, Kaley C	17 BRST-FG	30.41
21 Digulla, Megan G	20 BRST-FG	30.80
22 Puia, Emily R	15 CSSC-FG	31.49
23 Belcik, Bridget A	19 BRST-FG	31.54
24 Bucaro, Sarah M	15 AZFL-FG	31.59
25 Maginley, Aliah M	17 AZFL-FG	31.60
26 Sauer, Kristin A	16 CSSC-FG	31.71
27 Anthony, Larissa N	15 BRST-FG	31.74
28 Vargas, Melannie A	15 UN-FG-FG	31.79
*29 Chiarella, Daria A	16 CSSC-FG	31.96
*29 Hunnewell, Mandy J	15 UN-FG-FG	31.96
31 Wilkie, JJ J	16 YBC-FG	32.00
32 Lea, Rachel A	15 SUN-FG	32.12
33 Suzuki, Luisa A	15 CSSC-FG	32.25
34 Bucaro, Sophia A	16 AZFL-FG	32.75
35 Adames, Camille	15 CSSC-FG	32.84
36 Ruiz, Flavia L	16 YBC-FG	33.33
37 Alonso, Jimena	15 SAS-FG	33.55
38 Bagiotti, Julianne M	15 YBC-FG	34.45
39 Ohana, Julia R	15 MBS-FG	34.69
40 Castedo, Petra	15 FLA-FG	35.46
41 Gally, Anna	15 CSSC-FG	36.04
42 Flynt, Emily M	15 YBC-FG	38.15
43 Echeverria, Tasha	15 AZFL-FG	39.16
44 Friedland, Sabrina L	18 YBC-FG	46.84
--- Gautieri, Nicole R	18 CSSC-FG	NS
--- Grabow, Jade L	16 HAT-FG	NS
--- Yribarren, Alexis B	16 BRST-FG	NS
--- Cicenía, Angela	20 AZFL-FG	NS
--- Levit, Michaela	16 FLA-FG	NS
--- Alemany, Isabella	15 YBC-FG	NS



2015 Coral Springs Open Invitational-CSSC-051615, S#: FGI051615CSSC-B-1

Coral Springs Aquatic Complex

Results

Event 56 Boys 13-14 50 LC Meter Freestyle

FGC Open Rec: 23.45 3/13/2014 Michael Andrew

FGC Record: 24.38 7/28/2009 Daniel Spas

25.79 13-14 AAAA

27.09 13-14 AAA

28.29 13-14 AA

29.49 13-14 A

29.49 13-14 FGJO

31.99 13-14 BB


34.39 13-14 B

Name	Age Team	Finals Time		
1 Matheus, Eric	14 SAS-FG	26.66	AAA	
2 Garcia, Andrew D	14 FLA-FG	26.76	AAA	
*3 Kotikovski, Elvis	13 AZFL-FG	27.06	AAA	
*3 Rose, Keegan S	14 BGS-FG	27.06	AAA	
5 Gil, Drake E	14 BRST-FG	27.62	AA	
6 Darias, Teolio	14 UN-FG-FG	27.74	AA	
7 Montejo, Orlando R	13 MS-FG	28.02	AA	
8 Liraz, Tom	14 YBC-FG	28.07	AA	
9 Sanchez, Jake A	14 AKS-FG	28.11	AA	
10 McKeon, Andres A	13 CSSC-FG	28.25	AA	
11 Banciella, Reid A	13 MS-FG	28.43	A	
12 Avellaneda, Diego M	14 SUN-FG	28.45	A	
13 Carbone, Nicholas V	13 FLA-FG	28.46	A	
14 Pereda, Breixo	13 UN-FG-FG	28.50	A	
15 Deybach, Alex	14 MBS-FG	28.62	A	
16 Savino, Gianni L	14 CSSC-FG	29.49	A	
17 Brunet, Alejandro	13 SWAT-FG	29.80	BB	
18 Hall, Zachri M	14 BGS-FG	29.95	BB	
19 Zhang, Mark	13 AZFL-FG	30.08	BB	
20 Gallet, James D	14 YBC-FG	30.41	BB	
21 Santiago, Sebastian A	13 NMST-FG	30.63	BB	
22 Schleicher, Brandon R	14 SUN-FG	30.72	BB	
23 Irwin, Justin D	14 CSSC-FG	30.80	BB	
24 Levit, Eli S	14 FLA-FG	30.89	BB	
25 Rafalski, Richard C	14 BRST-FG	30.97	BB	
26 Michelena, Oscar A	14 SUN-FG	31.01	BB	
27 Sanchez, Rafael	14 YBC-FG	31.33	BB	
28 Jaramillo, Lucas	13 AKS-FG	31.44	BB	
29 Miller, Maxwell A	14 YBC-FG	31.52	BB	
*30 Hau, Berwyn	13 SF-FG	31.62	BB	
*30 De Sousa, Antonio	13 MBS-FG	31.62	BB	
32 Duduyak, Klimentiy V	13 NMST-FG	31.65	BB	
33 Wang, Evan N	13 HAT-FG	32.19	B	
34 de la Puente, Andres	13 SAS-FG	32.31	B	
35 Augier, Lucas	14 UN-FG-FG	32.49	B	
36 Conrad, Hayden A	14 CSSC-FG	32.82	B	
*37 Smith, Shawn	13 SF-FG	32.94	B	
*37 Castro, Bryan A	13 UN-FG-FG	32.94	B	
39 Trimble, Gregory E	13 CSSC-FG	33.18	B	
40 Hamilton, Ian D	13 AZFL-FG	33.19	B	

41 Hebden, Marcus	13 BRST-FG	33.29	B	
42 Franzino, Patrick J	13 CSSC-FG	33.36	B	
43 Lucas, Jesus M	13 NMST-FG	33.42	B	
44 Uttenreuther, Max	14 NMST-FG	33.62	B	
45 Smith, Shane S	13 SF-FG	33.63	B	
46 Borrone, Mario J	13 YBC-FG	34.77		
47 Cuellar, Leonardo	13 SWAT-FG	35.17		
48 Tauzer, Nathan J	13 CSSC-FG	35.99		
49 Gonzalez, Oscar J	14 SF-FG	38.80		
50 McCauley, Rick	14 SUN-FG	39.98		
--- Hernandez, Kalvin S	14 CSSC-FG		NS	
--- Schutz, Brandon D	14 CSSC-FG		NS	
--- Gomez, Bryan	14 UN-FG-FG		NS	
--- McCormick, Sam J	13 CSSC-FG		NS	
--- Taddonio, Cameron J	14 BRST-FG		NS	
--- Segura, Daniel	13 AZFL-FG		NS	
--- Squartino, Salvatore	14 SF-FG		NS	
--- Montanez, Anthony E	13 YBC-FG		NS	
--- Prado, Lorenzo	14 CSSC-FG		NS	
--- Suarez, Sabi A	14 CSSC-FG		NS	

Event 56 Boys 15 & Over 50 LC Meter Freestyle

Name	Age Team	Finals Time
1 Tjon-A-Joe, Raiz G	17 AZFL-FG	24.24
2 Perez, Jhonny J	17 UN-FG-FG	24.27
3 Le Grand, Jemal E	20 AZFL-FG	24.34
4 Martinez, Jose A	17 AZFL-FG	24.35
5 Heck, Brody J	17 SAS-FG	24.49
6 Nolte, John A	20 BRST-FG	24.79
7 Lupoli, Franco A	21 UN-FG-FG	25.05
8 Pierce, Bryce E	18 CSSC-FG	25.85
9 Navarrete, Fernando J	17 YBC-FG	26.00
*10 Ferrara, Nico J	15 CSSC-FG	26.06
*10 Imposimato, Juan	16 YBC-FG	26.06
12 Veit, Eric	16 YBC-FG	26.25
13 Angeles, Danny S	19 NMST-FG	26.28
14 Acosta, Marcelo	18 AZFL-FG	26.31
15 Vivas, Martin	16 YBC-FG	26.52
16 Johnston, Johannes E	21 BRST-FG	26.54
17 Tannhauser, Bobby	17 SAS-FG	26.56
18 Tatton, Kyle V	15 SAS-FG	26.73
19 Anzola, Enrique	16 AKS-FG	26.90
20 Cappa, Dominic	16 LAC-ZZ	26.93
21 Vargas, Sebastian	16 CSSC-FG	27.02
22 Gonzalez, Alejandro I	15 SWAT-FG	27.07
23 Metzker, O L	18 SAS-FG	27.19
24 Capalbo, Ivan D	15 AZFL-FG	27.28
25 Perez, Enrique A	18 AZFL-FG	27.36
26 Cooper, Matthew	16 HAT-FG	27.41
27 Halbach, Storm B	17 SAS-FG	27.42
28 Roth, Quinn A	15 SF-FG	27.48
29 Tran, Vincent	16 SUN-FG	27.69



2015 Coral Springs Open Invitational-CSSC-051615, S#: FGI051615CSSC-B-1

Coral Springs Aquatic Complex

Results

(Event 56 Boys 15 & Over 50 LC Meter Freestyle)

Name	Age	Team	Finals Time
30 Yamamoto, Henrique A	17	CSSC-FG	27.70
*31 Manrique, Sebas	15	YBC-FG	28.35
*31 Calle, Santiago	15	SWAT-FG	28.35
33 Gomez, Felipe	21	AZFL-FG	28.51
34 Lara, Ronald J	16	SWAT-FG	28.55
35 Ossola, Nicolo'	24	UN-FG-FG	28.57
36 Cannon, John B	17	AKS-FG	28.62
37 Willem, Steffen	18	HAT-FG	28.65
38 Taddonio, Matt J	16	BRST-FG	28.69
39 Hosfeld, Luiz F	16	CSSC-FG	28.92
40 Hemmerde, Adrian	17	MBS-FG	28.98
41 Sheinfeld, Zachary W	16	HAT-FG	29.18
42 Sanzetenea, Mark V	16	NMST-FG	29.35
43 Mourraille, Marcelo	15	BGS-FG	29.39
44 Cordova, Rene	15	YBC-FG	29.53
45 Gonzalez, Carlos A	15	BGS-FG	29.63
46 Oliver, Noah H	16	AKS-FG	29.72
47 Cuellar, Lemuel J	15	SWAT-FG	29.79
48 Costello, Pat M	17	BRST-FG	30.03
49 Castillo, Nico A	15	BRST-FG	30.55
50 Hopkins, Dennis R	16	CSSC-FG	30.57
51 Vasquez, Rene J	15	BGS-FG	30.83
52 Genz, David	15	BRST-FG	31.72
53 Cordova, Samuel	16	YBC-FG	31.96
54 Wood, Christian M	15	BRST-FG	32.12
55 Barzola, Umberto S	15	UN-FG-FG	32.33
56 Ochoa, Felipe	15	BGS-FG	32.40
57 Serruya, Uri	20	MBS-FG	45.71
58 Carmy, Amit Y	18	YBC-FG	56.90
--- Sanchez, Alex A	15	MS-FG	DQ
False start			
--- Gonzalez, Mateo	18	AZFL-FG	NS
--- Bohorquez, Fernando	18	AZFL-FG	NS
--- Morales, Jorge	15	HSC-FG	NS
--- Garber, Joshua E	16	CSSC-FG	NS

Event 57 Girls 10 & Under 100 LC Meter Breaststroke

FGC Open Rec: 1:20.08 6/19/2014 Meghan Lynch

FGC Record: 1:23.05 7/30/1992 Sabah Brinson

1:31.29 AAAA

1:36.39 AAA

1:41.49 AA

1:46.49 A


1:48.49 FGJO

2:01.69 BB

2:16.89 B

Name	Age	Team	Finals Time
1 Botting, Riley E	10	CSSC-FG	1:30.68
43.41	47.27		AAAA

2 Yordi, Rachel	10	NMST-FG	1:33.74	AAA
44.06	49.68			
3 Dinehart, Olivia G	10	AKS-FG	1:40.24	AA
46.57	53.67			
4 Yordi, Rebecca	10	NMST-FG	1:48.25	FGJO
50.95	57.30			
5 Frazier, Sara M	10	BGS-FG	1:49.70	BB
50.98	58.72			
6 Meyer, Camryn E	8	CSSC-FG	1:50.59	BB
53.48	57.11			
7 Gonzalez, Paola I	9	UN-FG-FG	1:51.44	BB
54.14	57.30			
8 Vazquez-Quiroga, Leire	9	MWA-FG	1:56.11	BB
54.76	1:01.35			
9 Cope, Rosie Q	8	BGS-FG	1:58.09	BB
55.46	1:02.63			
10 Levin, Sara	8	SF-FG	1:58.54	BB
56.75	1:01.79			
11 Olson, Elisabeth G	10	CSSC-FG	1:58.72	BB
57.13	1:01.59			
12 Wells, Hailey I	10	CSSC-FG	1:59.87	BB
57.66	1:02.21			
13 Sorunmu, Maya A	9	SF-FG	2:02.51	B
57.96	1:04.55			
14 Gedeon, Anais	7	NMST-FG	2:02.76	B
58.17	1:04.59			
15 Cronin, Karli	9	BRST-FG	2:05.91	B
58.95	1:06.96			
16 Acebo, Gabi O	10	BGS-FG	2:08.39	B
1:02.62	1:05.77			
17 Perez, Vianca	10	AKS-FG	2:10.31	B
1:01.32	1:08.99			
18 Genz, Cassandra N	9	BRST-FG	2:11.48	B
1:01.83	1:09.65			
19 Garcia-Carrillo, Isabel	10	MWA-FG	2:12.39	B
58.80	1:13.59			
20 Renaud, Eva	10	SF-FG	2:14.33	B
1:04.81	1:09.52			
21 Levine, Taylor	10	YBC-FG	2:16.85	B
1:06.52	1:10.33			
22 Mirones, Cecilia	9	SUN-FG	2:17.24	
1:05.72	1:11.52			
23 Suarez, Rhanian G	8	CSSC-FG	2:21.37	
1:07.51	1:13.86			
24 Guan, Selina	9	CSSC-FG	2:25.63	
1:07.21	1:18.42			
25 Schleicher, Carleigh M	9	SUN-FG	2:26.27	
1:10.65	1:15.62			
26 Bonney, Mackenna	8	CSSC-FG	2:26.72	
1:11.80	1:14.92			
27 Zaparegos, Stamatia	8	BRST-FG	2:31.81	
1:10.19	1:21.62			



2015 Coral Springs Open Invitational-CSSC-051615, S#: FGI051615CSSC-B-1

Coral Springs Aquatic Complex

Results

(Event 57 Girls 10 & Under 100 LC Meter Breaststroke)

Name	Age	Team	Finals Time
28 Lubarsky, Roni	9	CSSC-FG	2:36.05
1:11.15	1:24.90		
--- Tauzer, Sarah A	9	CSSC-FG	DQ
One hand touch			
59.15	1:09.02		
--- Huang, Hilary	10	AKS-FG	DQ
One hand touch			
1:00.37	1:07.64		
--- Renaud, Jade	9	SF-FG	NS
--- Henderson, Sophia L	9	SAS-FG	NS

Event 58 Boys 10 & Under 100 LC Meter Breaststroke

FGC Open Rec: 1:23.89 7/18/2014 Victor Valdes
 FGC Record: 1:23.89 7/18/2014 Victor Valdes
 1:31.09 AAAA
 1:35.59 AAA
 1:40.19 AA
 1:44.69 A
 1:50.69 FGJO
 1:58.39 BB
 2:11.99 B


Name	Age	Team	Finals Time
1 Rodriguez, Agustin F	10	HSC-FG	1:31.11 AAA
43.06	48.05		
2 Uglanov, Ivan	10	HAT-FG	1:36.26 AA
46.31	49.95		
3 Kustin, Quinn H	10	HAT-FG	1:47.67 FGJO
52.19	55.48		
4 Hau, Christopher	10	SF-FG	1:48.14 FGJO
51.04	57.10		
5 Musa, Farouk	7	UN-FG-FG	1:49.21 FGJO
54.21	55.00		
6 Lopez-Casula, Marcoaurelio	10	HSC-FG	1:50.36 FGJO
53.40	56.96		
7 Aronsohn, Matthew C	10	SAS-FG	1:51.27 BB
52.36	58.91		
8 Reta, Ethan R	10	MBS-FG	1:52.51 BB
53.94	58.57		
9 Chavez, David J	10	FLA-FG	1:52.60 BB
52.02	1:00.58		
10 Pokatragool, Pete	10	CSSC-FG	1:52.86 BB
53.44	59.42		
11 Keung, Nathan G	9	AZFL-FG	1:59.08 B
55.04	1:04.04		
12 Beleznav, Andrew	10	SAS-FG	1:59.11 B
57.63	1:01.48		
13 Arce, Aiden L	9	HAT-FG	2:06.71 B
58.53	1:08.18		
14 Cayetano, Benjamin D	10	YBC-FG	2:08.13 B
1:01.67	1:06.46		

15 Johnson, Marcus K	9	BRST-FG	2:13.45
1:04.24	1:09.21		
16 Sharma, Mehu	10	CSSC-FG	2:16.00
1:03.39	1:12.61		
17 Barreto, Joshua	7	NMST-FG	2:17.32
1:06.13	1:11.19		
18 Shearer, Mateo	9	SUN-FG	2:35.67
--- Tan, Matthew W	9	CSSC-FG	DQ
Alternating Kick			
1:02.57	1:16.14		
--- Frantsevskiy, Egor	9	CSSC-FG	DQ
Arms not in same horizontal plane			
1:10.35	1:14.58		
--- Alapati, Rohan	8	CSSC-FG	DQ
One hand touch			
1:12.42			
--- Williams, Owen N	9	HAT-FG	DQ
False start			
56.14	1:01.56		
--- Nelson, Dillon P	10	CSSC-FG	DQ
Arms past hipline			
1:06.31	1:14.03		
--- Opperman, Rafael M	10	CSSC-FG	NS
--- Opperman, Lucas M	9	CSSC-FG	NS

Event 59 Girls 11-12 100 LC Meter Breaststroke

FGC Open Rec: 1:15.96 6/20/1995 Cerian Gibbs
 FGC Record: 1:16.21 8/10/2001 Katie Marsh
 1:21.59 AAAA
 1:25.59 AAA
 1:29.69 AA
 1:33.79 A
 1:35.79 FGJO
 1:41.89 BB
 1:49.99 B

Name	Age	Team	Finals Time
1 Banks, Gabrianna C	12	HAT-FG	1:25.51 AAA
39.75	45.76		
2 Miao, Margaret W	11	AKS-FG	1:25.60 AA
40.13	45.47		
3 Taylor, Isabella I	12	HAT-FG	1:26.50 AA
40.81	45.69		
4 Seniuta, Monika	11	SAS-FG	1:27.25 AA
41.02	46.23		
5 Gooding, Adriana	11	AZFL-FG	1:29.76 A
42.44	47.32		
6 Deo, Alana E	11	AKS-FG	1:33.02 A
44.30	48.72		
7 Gonzalez, Shannelle	12	HSC-FG	1:33.22 A
43.63	49.59		
8 Trodick, Samantha	12	SUN-FG	1:33.81 FGJO
43.89	49.92		



2015 Coral Springs Open Invitational-CSSC-051615, S#: FGI051615CSSC-B-1

Coral Springs Aquatic Complex

Results

(Event 59 Girls 11-12 100 LC Meter Breaststroke)


Name	Age	Team	Finals Time	
9 Pizano, Juliet	12	MBS-FG	1:34.22	FGJO
42.87	51.35			
10 D'Alessandro, Janet	12	AKS-FG	1:34.58	FGJO
44.47	50.11			
11 Virgin, Cara P	11	CSSC-FG	1:36.62	BB
43.75	52.87			
12 Lesentier, Jacqueline	12	NMST-FG	1:37.02	BB
45.41	51.61			
13 Mason, Olivia C	12	CSSC-FG	1:37.77	BB
45.12	52.65			
14 Dattile, Briana E	11	CSSC-FG	1:37.91	BB
45.21	52.70			
15 Amon, Kayla	11	YBC-FG	1:38.09	BB
48.32	49.77			
16 Bannister, Lelainie D	11	SUN-FG	1:38.82	BB
45.76	53.06			
17 Schleicher, Mallory K	11	SUN-FG	1:39.30	BB
47.54	51.76			
18 Schimansky, Sarah A	12	CSSC-FG	1:42.07	B
47.57	54.50			
19 Vazquez, Jennifer	11	HSC-FG	1:42.99	B
49.40	53.59			
20 Laplant, Sara E	11	CSSC-FG	1:43.32	B
50.50	52.82			
21 Manrique, Kari	11	YBC-FG	1:44.86	B
50.12	54.74			
22 Nieto, Antonella	11	UN-FG-FG	1:47.30	B
51.17	56.13			
23 Wang, Cindy	12	AKS-FG	1:47.53	B
51.36	56.17			
24 Conrad, Hayley B	12	CSSC-FG	1:48.62	B
51.04	57.58			
25 Vazquez-Quiroga, Alesia	11	MWA-FG	1:49.57	B
51.75	57.82			
26 Leon, Valerie L	12	SF-FG	1:50.23	
51.93	58.30			
27 Cronin, Sabrina	11	BRST-FG	1:53.17	
55.82	57.35			
28 Christianson, Katie S	11	YBC-FG	1:53.37	
54.17	59.20			
29 Lalor, Kayleigh E	12	CSSC-FG	1:54.39	
30 Burgos, Maria A	12	YBC-FG	1:54.46	
53.00	1:01.46			
31 Arteaga, Annabelle	12	MWA-FG	1:55.71	
53.82	1:01.89			
32 Avellaneda, Sofia R	11	SUN-FG	1:55.74	
54.81	1:00.93			
33 Herne, Maria	12	YBC-FG	1:56.29	
54.13	1:02.16			

34 Leon, Angie	12	YBC-FG	1:56.84
56.11	1:00.73		
35 Genz, Gabriella M	12	BRST-FG	1:57.06
55.19	1:01.87		
36 Camacho, Juliana	11	YBC-FG	1:57.22
56.79	1:00.43		
37 Ferraro, Sophia	11	MWA-FG	1:57.89
56.87	1:01.02		
38 Lamb, Hanna R	11	SUN-FG	1:58.16
55.75	1:02.41		
39 Sacerio, Camilla	12	YBC-FG	1:59.62
55.04	1:04.58		
40 Hemmerde, Antonela	12	MBS-FG	2:02.28
55.79	1:06.49		
41 Longman, Noa S	11	NMST-FG	2:03.11
42 Suglio, Lauren N	11	CSSC-FG	2:04.37
1:00.30	1:04.07		
43 McGee, Lily A	11	CSSC-FG	2:14.57
1:04.38	1:10.19		
44 Kotler, Jordana M	11	MWA-FG	2:17.95
1:03.37	1:14.58		
45 Zaparegos, Eireni	11	BRST-FG	2:27.46
1:10.26	1:17.20		
46 Suglio, Melanie L	11	CSSC-FG	2:30.86
1:09.50	1:21.36		
--- Wiebe, Olivia M	11	SF-FG	DQ
Alternating Kick			
56.57	1:01.41		
--- Eilers, Morgan D	11	MWA-FG	DQ
One hand touch			
54.46	1:21.46		
--- Deeter, Alexa G	11	HAT-FG	DQ
Non-simultaneous arms			
1:04.19			
--- Gonzalez, Nora	11	UN-FG-FG	NS
--- Garcia, Emily R	12	FLA-FG	NS

Event 60 Boys 11-12 100 LC Meter Breaststroke

FGC Open Rec:	1:13.59	6/21/2012	Reece Whitley
FGC Record:	1:12.31	7/29/2008	Quinn Cassidy
	1:19.29	AAAA	
	1:23.49	AAA	
	1:27.59	AA	
	1:31.69	A	
	1:35.69	FGJO	
	1:39.99	BB	
	1:48.29	B	

Name	Age	Team	Finals Time	
1 Valdes, Victor M	11	HSC-FG	1:20.21	AAA
38.02	42.19			
2 Vasilyev, Nikolay	12	HAT-FG	1:29.93	A
42.32	47.61			



2015 Coral Springs Open Invitational-CSSC-051615, S#: FGI051615CSSC-B-1

Coral Springs Aquatic Complex

Results

(Event 60 Boys 11-12 100 LC Meter Breaststroke)

Name	Age	Team	Finals Time	
3 Lares, Sebastian A	11	AZFL-FG	1:31.32	A
43.37	47.95			
4 Bono, Dominic E	11	AKS-FG	1:33.31	FGJO
44.77	48.54			
5 Sosa, Michael J	12	HSC-FG	1:35.29	FGJO
44.01	51.28			
6 Keung, Ethan O	12	AZFL-FG	1:35.31	FGJO
44.44	50.87			
7 Watson, Daniel S	12	HAT-FG	1:35.58	FGJO
45.89	49.69			
8 Hall, Luke A	12	BGS-FG	1:35.86	BB
44.68	51.18			
9 Bolanos, Maurice	12	YBC-FG	1:37.41	BB
45.40	52.01			
10 Lauzurique, Jason	12	BGS-FG	1:38.35	BB
47.26	51.09			
11 Kustin, Jakob G	12	HAT-FG	1:39.09	BB
45.86	53.23			
12 Ward, Wilson T	11	UN-FG-FG	1:39.36	BB
44.89	54.47			
13 D'Avi, Jack	12	YBC-FG	1:42.49	B
48.22	54.27			
14 Oliver, Garrett M	12	AKS-FG	1:45.05	B
49.40	55.65			
15 Engelmann, Blake	12	SF-FG	1:47.06	B
49.53	57.53			
16 Brander, Ryan J	11	CSSC-FG	1:47.66	B
48.78	58.88			
17 Rummel, Jack A	12	CSSC-FG	1:52.93	
52.45	1:00.48			
18 Nutter, Alec A	12	CSSC-FG	1:53.34	
52.21	1:01.13			
19 Olson, William P	11	CSSC-FG	1:53.55	
53.46	1:00.09			
20 Schenquerman, Leandro	11	YBC-FG	1:55.31	
52.77	1:02.54			
21 Schwartz, Benjamin E	12	SAS-FG	2:03.85	
58.82	1:05.03			
22 Yaremenko, Alexander	11	HAT-FG	2:05.95	
59.43	1:06.52			
23 Garcia, Cristian C	11	CSSC-FG	2:06.60	
59.06	1:07.54			
24 Ohana, Daniel S	12	MBS-FG	2:27.61	
1:07.72	1:19.89			
--- Gomez del Campo, Benji	12	MWA-FG	DQ	
Butterfly kick				
56.30	1:04.72			
--- Valdivia, Dylan D	12	MS-FG	NS	
--- Vazquez, Leo	11	CSSC-FG	NS	

Event 61 Girls 13-14 100 LC Meter Breaststroke

FGC Open Rec: 1:11.49 3/19/2009 Lindsey McKnight

FGC Record: 1:11.00 7/16/1989 Tori DeSilvia

1:17.19 13-14 AAAA

1:20.79 13-14 AAA

1:24.49 13-14 AA


1:28.19 13-14 A

1:28.19 13-14 FGJO

1:35.49 13-14 BB

1:42.89 13-14 B

Name	Age	Team	Finals Time	
1 Kim, Daniela	14	YBC-FG	1:19.50	AAA
37.45	42.05			
2 Jerew, Hailey R	14	AKS-FG	1:21.58	AA
38.44	43.14			
3 Botting, Rachel E	13	CSSC-FG	1:24.61	A
39.37	45.24			
4 Fernandez, Gabriela I	14	HSC-FG	1:24.78	A
38.26	46.52			
5 Torres, Pamela	14	AKS-FG	1:28.64	BB
41.84	46.80			
6 Mason, Julie E	14	CSSC-FG	1:28.76	BB
41.52	47.24			
7 Cordoba, Brooke A	13	CSSC-FG	1:30.15	BB
41.71	48.44			
8 Capalbo, Solana B	13	AZFL-FG	1:31.09	BB
42.72	48.37			
9 Biro, Delaney P	13	CSSC-FG	1:31.85	BB
43.13	48.72			
10 Udell, Olivia F	13	AZFL-FG	1:31.93	BB
43.29	48.64			
11 Pierce, Jordanna K	14	BGS-FG	1:32.51	BB
44.09	48.42			
12 Beleznay, Maya	13	SAS-FG	1:33.06	BB
43.80	49.26			
13 Aguero, Juliette	14	UN-FG-FG	1:33.12	BB
44.47	48.65			
14 Beltrano, Gabby J	13	CSSC-FG	1:34.67	BB
44.05	50.62			
15 Glanzman, Naomi R	13	BRST-FG	1:35.28	BB
45.41	49.87			
16 Kleiban, Giselle E	13	UN-FG-FG	1:36.35	B
45.34	51.01			
17 Viner, Sophia J	13	CSSC-FG	1:37.83	B
45.63	52.20			
18 Reposo, Olivia	13	CSSC-FG	1:39.86	B
49.41	50.45			
19 Reta, Oriana A	13	MBS-FG	1:39.90	B
47.19	52.71			
20 Benguria, Daniela	14	HSC-FG	1:41.37	B
47.99	53.38			



2015 Coral Springs Open Invitational-CSSC-051615, S#: FGI051615CSSC-B-1

Coral Springs Aquatic Complex

Results

(Event 61 Girls 13-14 100 LC Meter Breaststroke)

Name	Age	Team	Finals Time
21 Garcia, Gabi A	13	BGS-FG	1:44.95
50.10	54.85		
22 Gatlin, Julianna V	13	CSSC-FG	1:50.92
53.69	57.23		
23 Girish, Riya	13	YBC-FG	1:51.27
52.69	58.58		
24 Annis, Jamie R	13	HAT-FG	1:51.79
53.90	57.89		
25 Negrin, Andrea M	13	FLA-FG	1:51.94
53.96	57.98		
26 Ortiz, Daniela M	14	CSSC-FG	1:52.83
53.57	59.26		
27 Borges, Gaby S	14	AKS-FG	1:55.45
54.20	1:01.25		
28 Valqui, Nicolle A	13	CSSC-FG	1:55.78
54.16	1:01.62		
29 Camacho, Jacqueline	13	YBC-FG	1:56.26
54.69	1:01.57		
30 Roush, Kendall L	14	CSSC-FG	2:01.64
57.06	1:04.58		
31 Sharma, Megan	14	CSSC-FG	2:13.96
1:03.91	1:10.05		
--- Mckenna, Thea E	14	HAT-FG	NS
--- Kish, Sophia E	13	NMST-FG	NS

Event 61 Girls 15 & Over 100 LC Meter Breaststroke

Name	Age	Team	Finals Time
1 MacNeil, Maggie	15	LAC-ZZ	1:18.94
37.51	41.43		
2 Wilkerson, Rebecca M	17	CSSC-FG	1:20.74
37.64	43.10		
3 Wang, Sabrina	16	LAC-ZZ	1:21.48
38.40	43.08		
4 Wong, Ellie	15	LAC-ZZ	1:22.00
39.04	42.96		
5 Hunnewell, Nicole J	18	UN-FG-FG	1:22.07
38.53	43.54		
6 Mullen, Marin E	17	SAS-FG	1:22.12
39.24	42.88		
7 Korb, Tiffany L	15	SAS-FG	1:22.30
38.63	43.67		
8 Johnson, Hayley C	16	BRST-FG	1:25.32
38.47	46.85		
9 Creighton, Kaley C	17	BRST-FG	1:25.69
40.18	45.51		
10 Maginley, Aliah M	17	AZFL-FG	1:26.15
40.26	45.89		
11 El-Hamaki, Sahra I	20	BRST-FG	1:29.01
41.96	47.05		

12 Anthony, Larissa N	15	BRST-FG	1:31.30
43.98	47.32		
13 Hunnewell, Mandy J	15	UN-FG-FG	1:35.81
44.43	51.38		
14 Sauer, Kristin A	16	CSSC-FG	1:36.35
45.03	51.32		
15 Suzuki, Luisa A	15	CSSC-FG	1:36.60
44.90	51.70		
16 Lea, Rachel A	15	SUN-FG	1:39.58
46.79	52.79		
17 Alonso, Jimena	15	SAS-FG	1:43.24
48.32	54.92		
18 Ohana, Julia R	15	MBS-FG	1:45.21
48.97	56.24		
19 Gally, Anna	15	CSSC-FG	1:49.98
51.61	58.37		
20 Bérubés8sb7sm8, Camille	19	GO-ZZ	1:53.43
55.14	58.29		
--- Gautieri, Nicole R	18	CSSC-FG	NS
--- Flynt, Emily M	15	YBC-FG	NS
--- Grabow, Jade L	16	HAT-FG	NS

Event 62 Boys 13-14 100 LC Meter Breaststroke

FGC Open Rec: 1:05.33 3/13/2014 Michael Andrew

FGC Record: 1:07.37 7/27/2010 Quinn Cassidy

1:11.19 13-14 AAAA

1:14.59 13-14 AAA

1:17.89 13-14 AA


1:21.29 13-14 A

1:21.29 13-14 FGJO

1:28.09 13-14 BB

1:34.89 13-14 B

Name	Age	Team	Finals Time
1 Bastian, Izaak Z	14	SAS-FG	1:14.91 AA
34.75	40.16		
2 Kotikovski, Elvis	13	AZFL-FG	1:17.46 AA
37.00	40.46		
3 Rodriguez, Aaron J	13	HSC-FG	1:17.55 AA
36.97	40.58		
4 Garcia, Andres P	14	UN-FG-FG	1:17.77 AA
36.77	41.00		
5 Savino, Gianni L	14	CSSC-FG	1:18.15 A
37.24	40.91		
6 Fernandez, Michael I	13	HSC-FG	1:20.64 A
37.91	42.73		
7 Machado, Lester	14	HSC-FG	1:21.08 A
38.05	43.03		
8 Barranco, Kevin	14	BGS-FG	1:21.20 A
37.31	43.89		
9 Liraz, Tom	14	YBC-FG	1:22.10 BB
38.39	43.71		



2015 Coral Springs Open Invitational-CSSC-051615, S#: FGI051615CSSC-B-1

Coral Springs Aquatic Complex

Results


(Event 62 Boys 13-14 100 LC Meter Breaststroke)

Name	Age	Team	Finals Time	BB
10 Rotman, Pierce M	14	SAS-FG	1:22.32	BB
38.78	43.54			
11 Darias, Teolio	14	UN-FG-FG	1:22.63	BB
38.12	44.51			
12 Quesada-Amor, Alexander J	13	UN-FG-FG	1:24.45	BB
39.07	45.38			
13 Garcia, Andrew D	14	FLA-FG	1:24.84	BB
39.37	45.47			
14 Lugones, Abraham	14	HSC-FG	1:25.25	BB
40.83	44.42			
15 Sanchez, Jake A	14	AKS-FG	1:25.57	BB
40.11	45.46			
16 Montejo, Orlando R	13	MS-FG	1:26.67	BB
40.36	46.31			
17 Wilkie, Malcolm S	14	YBC-FG	1:27.32	BB
40.23	47.09			
18 Hamilton, Ian D	13	AZFL-FG	1:27.67	BB
42.75	44.92			
19 Sanchez, Rafael	14	YBC-FG	1:28.44	B
41.96	46.48			
20 Zhang, Mark	13	AZFL-FG	1:30.22	B
41.98	48.24			
21 Schleicher, Brandon R	14	SUN-FG	1:30.89	B
42.33	48.56			
22 Hau, Berwyn	13	SF-FG	1:31.22	B
43.72	47.50			
23 Pereda, Breixo	13	UN-FG-FG	1:31.28	B
43.04	48.24			
24 Duduyak, Klimentiy V	13	NMST-FG	1:32.32	B
43.97	48.35			
25 Wang, Evan N	13	HAT-FG	1:32.34	B
43.87	48.47			
26 Franzino, Patrick J	13	CSSC-FG	1:33.77	B
44.60	49.17			
27 Augier, Lucas	14	UN-FG-FG	1:34.42	B
44.92	49.50			
28 Jaramillo, Lucas	13	AKS-FG	1:34.94	
43.94	51.00			
29 Suarez, Sabi A	14	CSSC-FG	1:35.17	
45.13	50.04			
30 Castro, Bryan A	13	UN-FG-FG	1:38.00	
45.75	52.25			
31 Hebden, Marcus	13	BRST-FG	1:39.16	
45.79	53.37			
32 de la Puente, Andres	13	SAS-FG	1:39.77	
47.13	52.64			
33 Lucas, Jesus M	13	NMST-FG	1:40.02	
45.47	54.55			
34 De Sousa, Antonio	13	MBS-FG	1:41.06	
47.30	53.76			

35 Santiago, Sebastian A	13	NMST-FG	1:41.40
48.22	53.18		
36 Rafalski, Richard C	14	BRST-FG	1:42.40
46.14	56.26		
37 Uttenreuther, Max	14	NMST-FG	1:43.96
48.53	55.43		
38 Hall, Zachri M	14	BGS-FG	1:47.56
50.44	57.12		
39 Borrone, Mario J	13	YBC-FG	1:55.78
55.00	1:00.78		
--- Tauzer, Nathan J	13	CSSC-FG	DQ
Non-simultaneous arms			
51.87	58.96		
--- Estevez, Diego I	13	YBC-FG	DQ
Arms past hipline			
50.70	57.37		
--- Taddonio, Cameron J	14	BRST-FG	NS
--- McCauley, Rick	14	SUN-FG	NS

Event 62 Boys 15 & Over 100 LC Meter Breaststroke

Name	Age	Team	Finals Time
1 Ossola, Nicolo'	24	UN-FG-FG	1:04.25
29.97	34.28		
2 Horrego, Julio A	16	HSC-FG	1:06.18
31.23	34.95		
3 Guarente, Marco	18	UN-FG-FG	1:07.41
31.83	35.58		
4 Tjon-A-Joe, Raiz G	17	AZFL-FG	1:09.39
32.31	37.08		
5 Araya, Esteban	18	UN-FG-FG	1:09.60
32.76	36.84		
6 Alatorre, Fernando	16	AZFL-FG	1:10.59
33.10	37.49		
7 Landi, Nicholas T	20	BRST-FG	1:11.90
33.61	38.29		
8 Johnston, Johannes E	21	BRST-FG	1:12.51
32.90	39.61		
9 Nolte, John A	20	BRST-FG	1:13.06
33.84	39.22		
10 Tatton, Kyle V	15	SAS-FG	1:14.88
34.91	39.97		
11 Veit, Eric	16	YBC-FG	1:15.22
35.34	39.88		
12 Anzola, Enrique	16	AKS-FG	1:15.35
34.72	40.63		
13 Fraiman, Elad	16	UN-FG-FG	1:15.70
35.93	39.77		
14 Capalbo, Ivan D	15	AZFL-FG	1:18.28
36.58	41.70		
15 Cooper, Matthew	16	HAT-FG	1:18.63
37.18	41.45		



2015 Coral Springs Open Invitational-CSSC-051615, S#: FGI051615CSSC-B-1

Coral Springs Aquatic Complex

Results

(Event 62 Boys 15 & Over 100 LC Meter Breaststroke)

Name	Age	Team	Finals Time
16 Yamamoto, Henrique A	17	CSSC-FG	1:19.87
37.42	42.45		
17 Halbich, Storm B	17	SAS-FG	1:21.15
38.78	42.37		
18 Costello, Pat M	17	BRST-FG	1:22.95
38.40	44.55		
19 Sheinfeld, Zachary W	16	HAT-FG	1:25.62
40.68	44.94		
20 Hopkins, Dennis R	16	CSSC-FG	1:26.05
41.16	44.89		
21 Mourraille, Marcelo	15	BGS-FG	1:26.92
40.79	46.13		
22 Manrique, Sebas	15	YBC-FG	1:28.43
41.32	47.11		
23 Wood, Christian M	15	BRST-FG	1:29.26
41.98	47.28		
24 Hosfeld, Luiz F	16	CSSC-FG	1:29.37
40.80	48.57		
25 Taddonio, Matt J	16	BRST-FG	1:29.75
42.06	47.69		
26 Willem, Steffen	18	HAT-FG	1:31.62
42.21	49.41		
27 Gonzalez, Carlos A	15	BGS-FG	1:33.77
42.63	51.14		
28 Cordova, Rene	15	YBC-FG	1:33.79
43.32	50.47		
29 Genz, David	15	BRST-FG	1:34.31
44.54	49.77		
30 Barzola, Umberto S	15	UN-FG-FG	1:37.79
45.12	52.67		
31 Vasquez, Rene J	15	BGS-FG	1:40.81
47.15	53.66		
32 Ochoa, Felipe	15	BGS-FG	1:42.86
49.41	53.45		
33 Serruya, Uri	20	MBS-FG	2:00.10
56.31	1:03.79		
34 Keung, Tzeman	44	UN-FG-FG	2:06.61
59.37	1:07.24		
--- Furman, Henry A	16	BRST-FG	NS
--- Garber, Joshua E	16	CSSC-FG	NS
--- Gonzalez, Mateo	18	AZFL-FG	NS
--- Pereira, Daniel B	19	AZFL-FG	NS

Event 63 Girls 11-12 400 LC Meter IM


FGC Open Rec: 5:07.80 7/12/2006 Lauren Driscoll
 FGC Record: 5:07.71 7/10/2014 Andrea Santander
 5:32.89 11-12 AAAA
 5:48.69 11-12 AAA
 6:04.59 11-12 AA
 6:20.39 11-12 A
 6:28.39 11-12 FGJO
 6:52.09 11-12 BB
 7:23.79 11-12 B

Name	Age	Team	Finals Time
1 Barfield, Mattie H	12	FLA-FG	5:36.85 AAA
34.16	40.95	43.50	43.03
50.91	50.87	37.63	35.80
2 Kondratovitch, Ana	12	UN-FG-FG	5:43.34 AAA
33.68	40.25	43.69	43.01
52.34	52.47	39.59	38.31
3 D'Alessandro, Janet	12	AKS-FG	5:50.84 AA
37.04	46.33	46.56	45.24
49.89	50.96	37.53	37.29
4 Cope, Lily Y	12	BGS-FG	5:53.40 AA
37.30	44.01	47.97	45.45
49.35	51.40	40.37	37.55

Event 63 Girls 13-14 400 LC Meter IM

FGC Open Rec: 4:50.85 3/17/2011 Becca Mann
 FGC Record: 4:50.26 6/22/1986 Tanya Williams
 5:15.39 13-14 AAAA
 5:30.39 13-14 AAA
 5:45.39 13-14 AA
 6:00.39 13-14 A
 6:00.39 13-14 FGJO
 6:30.39 13-14 BB
 7:00.49 13-14 B

Name	Age	Team	Finals Time
1 Starman, Sidney M	14	BGS-FG	5:38.58 AA
34.75	40.28	45.60	44.75
50.66	49.50	37.31	35.73
2 Botting, Rachel E	13	CSSC-FG	5:50.85 A
37.83	48.51	45.93	44.94
48.88	49.57	38.09	37.10
3 Jones, Acacia L	14	CSSC-FG	5:52.96 A
36.19	45.63	46.27	45.93
49.78	50.43	39.71	39.02
4 Tran, Stephanie	14	SUN-FG	6:08.61 BB
37.11	46.89	45.89	46.85
54.05	55.31	42.34	40.17
5 Colon, Annabelle V	14	BGS-FG	6:14.56 BB
36.27	46.83	49.24	47.28
58.18	56.54	39.87	40.35
--- Mckenna, Thea E	14	HAT-FG	NS



2015 Coral Springs Open Invitational-CSSC-051615, S#: FGI051615CSSC-B-1

Coral Springs Aquatic Complex

Results

(Event 63 Girls 13-14 400 LC Meter IM)

Name	Age	Team	Finals Time
--- Amon, Ashlynn	14	YBC-FG	NS

Event 63 Girls 15 & Over 400 LC Meter IM

Name	Age	Team	Finals Time
1 Allen, Jessica	15	LAC-ZZ	5:13.37
	32.02	37.68	38.64
	47.23	47.99	35.66
			38.55
			35.60
2 Van Den Berg, Daniella P	18	AZFL-FG	5:14.82
	33.12	38.72	42.06
	45.20	45.60	34.65
			34.03
3 Schimansky, Megan A	15	CSSC-FG	5:17.52
	32.60	39.29	39.08
	49.98	48.55	35.33
			34.07
4 Langham, Menley	15	LAC-ZZ	5:30.68
	33.92	42.61	43.74
	48.54	47.54	37.33
			34.90
5 Roper, Hannah J	20	BRST-FG	5:33.25
	33.02	38.18	45.13
	46.56	48.12	39.93
			38.52
6 El-Hamaki, Sahra I	20	BRST-FG	5:57.13
	37.54	44.76	50.03
	50.81	48.50	39.94
			37.96
7 Perna, Sabrina I	15	UN-FG-FG	5:59.96
	36.09	46.11	45.65
	55.04	54.57	38.93
			38.81
--- Gilbert, Madison F	18	BRST-FG	NS

Event 64 Boys 11-12 400 LC Meter IM

FGC Open Rec: 4:59.17 3/13/2014 Will Barao
 FGC Record: 5:00.84 5/23/2014 Rafael Rodriguez
 5:25.09 11-12 AAAA
 5:40.59 11-12 AAA
 5:56.09 11-12 AA
 6:11.49 11-12 A
 6:27.49 11-12 FGJO
 6:42.49 11-12 BB
 7:13.49 11-12 B

Name	Age	Team	Finals Time
1 Lopez, Jose C	12	MS-FG	5:47.55 AA
	33.90	40.24	45.76
	52.40	53.16	37.99
			38.34
--- Beron-Vera, Pedro	12	MS-FG	NS


Event 64 Boys 13-14 400 LC Meter IM

FGC Open Rec: 4:41.93 6/19/2008 Juan Sequera
 FGC Record: 4:36.84 7/29/2014 Alberto Gomez
 4:57.89 13-14 AAAA
 5:11.99 13-14 AAA
 5:26.19 13-14 AA
 5:40.39 13-14 A
 5:40.39 13-14 FGJO
 6:08.79 13-14 BB
 6:37.09 13-14 B

Name	Age	Team	Finals Time
1 Torres, John	14	UN-FG-FG	5:03.69 AAA
	29.99	34.88	38.65
	47.02	47.30	35.45
			37.43
			32.97
2 Perez, Sal	14	FLA-FG	5:18.51 AA
	30.59	36.36	41.72
	50.85	50.87	32.75
			41.54
			33.83
3 Barranco, Kevin	14	BGS-FG	5:30.27 A
	33.53	40.48	44.87
	46.83	49.47	35.99
			44.08
			35.02
4 Baucells, Rogelio	14	BGS-FG	5:36.87 A
	33.02	41.12	44.72
	50.02	50.19	37.73
			36.22
5 Marsal, Sebastian W	13	UN-FG-FG	5:38.82 A
	36.19	47.65	45.17
	46.59	47.83	37.29
			43.02
			35.08
6 Tortola, Cristian	13	UN-FG-FG	5:53.83 BB
	38.01	46.89	46.90
	50.12	51.10	37.99
			45.12
			37.70
7 Domokos, Loran	13	BRST-FG	6:05.40 BB
	41.83	42.36	47.19
	54.74	51.03	43.87
			44.83
			39.55
--- Arvelo, Juan A	14	BGS-FG	DQ
Alternating Kick - fly			
	34.42	42.49	45.31
	45.33	47.58	39.34
			44.94
			37.81
--- Carbone, Nicholas V	13	FLA-FG	DQ
	32.09	37.71	46.74
	43.85	45.78	36.57
			46.14
			34.59

Event 64 Boys 15 & Over 400 LC Meter IM

Name	Age	Team	Finals Time
1 Araya, Esteban	18	UN-FG-FG	4:38.65
	29.34	34.30	36.20
	40.21	39.92	31.88
			36.03
			30.77
2 Acosta, Marcelo	18	AZFL-FG	4:43.77
	28.85	33.58	36.70
	42.31	45.22	31.20
			35.95
			29.96
3 Lauzurique, Marcelo	15	UN-FG-FG	4:56.37
	30.89	35.49	39.18
	42.23	42.48	34.70
			38.26
			33.14



2015 Coral Springs Open Invitational-CSSC-051615, S#: FGI051615CSSC-B-1

Coral Springs Aquatic Complex

Results

(Event 64 Boys 15 & Over 400 LC Meter IM)

Name	Age	Team	Finals Time	
4 Utz, Joaquin A	16	BGS-FG	4:59.29	
	29.42	35.34	38.77	38.58
	43.66	44.58	35.00	33.94
5 Sharp, Nick R	16	SAS-FG	5:01.09	
	31.09	37.71	37.24	37.81
	45.54	45.68	32.70	33.32
6 Smutny, Luke R	16	AKS-FG	5:03.48	
	30.37	35.53	40.55	39.27
	45.79	45.76	33.81	32.40
7 Lares, Andres A	15	AZFL-FG	5:08.30	
	29.92	35.64	37.92	37.55
	53.52	50.14	32.30	31.31
8 Byshnev, Konstantin I	19	BRST-FG	5:08.48	
	30.21	38.51	42.58	41.17
	43.31	43.59	35.82	33.29
9 Landi, Nicholas T	20	BRST-FG	5:09.13	
	31.40	37.29	39.25	38.69
	43.09	44.86	37.98	36.57
10 Cappa, Dominic	16	LAC-ZZ	5:13.45	
	33.54	40.58	39.90	39.46
	46.64	45.03	34.26	34.04
11 Vatinelle, Matthieu A	16	AKS-FG	5:23.24	
	32.33	39.10	40.88	39.78
	49.68	49.22	36.68	35.57
--- Gutierrez, Chris A	16	BGS-FG	NS	
--- Fraiman, Elad	16	UN-FG-FG	NS	

