

2015 Coral Springs Open Invitational - CSSC - 090515, S#: FGI090515CSSC-B28

Coral Springs Aquatic Complex

Results

#1 Girls 10&U 200 Yard IM

2:31.09 10&U AAAA
 2:38.79 10&U AAA
 2:46.49 10&U AA
 2:54.19 10&U A
 2:58.19 10&U FGJO
 3:17.29 10&U BB
 3:40.39 10&U B

Name	Age	Team	Finals Time	
1 Botting, Riley E	10	CSSC-FG	2:33.52	AAA
	34.53	41.30	43.50	34.19
2 McCormick, Riley E	10	CSSC-FG	2:44.01	AA
	35.16	41.22	48.98	38.65
3 Gonzalez, Melissa	10	BMHG-FG	2:54.06	A
	37.55	46.09	51.71	38.71
4 Armbruster, Kaitlyn I	10	CSSC-FG	2:55.86	FGJO
	37.16	45.59	53.37	39.74
5 Ward, Payton A	10	CSSC-FG	3:05.20	BB
	40.88	47.02	55.31	41.99
6 Kjaerulff, Victoria	9	ECAC-FG	3:07.00	BB
	43.68	48.03	55.98	39.31
7 Nieto, Bianca G	8	CM-FG	3:07.85	BB
	40.95	52.13	54.61	40.16
8 Olson, Elisabeth G	10	CSSC-FG	3:07.99	BB
	40.79	50.92	54.42	41.86
9 Garcia, Camila	9	ECAC-FG	3:08.23	BB
	43.56	51.53	52.78	40.36
10 Palacios, Nicole	10	CSSC-FG	3:08.27	BB
	44.74	48.44	54.63	40.46
11 Bonasera, Kaitlyn R	10	CSSC-FG	3:22.99	B
	45.09	50.63	59.75	47.52
12 Tauzer, Sarah A	9	CSSC-FG	3:28.76	B
	45.02	52.87	59.52	51.35
13 Nitkowski, Kaelyn A	9	ECAC-FG	3:35.49	B
	50.97	54.30	1:05.32	44.90
14 Behar, Dani J	10	ECAC-FG	4:25.80	
	1:01.47	1:06.93	1:15.30	1:02.10
--- Olmo, Charlotte	8	CM-FG		NS

#1 Girls 11-12 200 Yard IM

2:16.89 11-12 AAAA
 2:23.39 11-12 AAA
 2:29.89 11-12 AA
 2:36.39 11-12 A
 2:40.39 11-12 FGJO
 2:49.49 11-12 BB
 3:02.49 11-12 B

Name	Age	Team	Finals Time	
1 Garcia, Giulianna	11	CSSC-FG	2:28.90	AA
	32.44	39.07	43.35	34.04
2 Ruiz, Jocelyn	12	BMHG-FG	2:30.86	A
	29.44	37.13	50.74	33.55
3 Fowler, Faith E	11	CSSC-FG	2:30.95	A
	33.28	37.31	44.93	35.43
4 Gonzalez, Milagros	12	BMHG-FG	2:35.80	A
	33.96	39.93	47.86	34.05
5 Gonzalez, Chloe	12	MBS-FG	2:37.05	FGJO
	32.96	40.76	49.15	34.18
6 Dennett, Amanda	12	ECAC-FG	2:38.88	FGJO
	33.06	40.83	48.85	36.14
7 Gomez, Camila	12	MBS-FG	2:41.87	BB
	35.05	40.05	51.04	35.73
8 Nieto, Antonella	12	CM-FG	2:50.74	B
	40.44	42.70	49.49	38.11
9 Candido, Amber L	11	CSSC-FG	2:52.35	B
	41.18	45.24	47.24	38.69
10 Nagy, Ashley J	12	CSSC-FG	3:02.50	
	42.09	45.92	54.94	39.55
11 Barrios, Sofia	11	CSSC-FG	3:04.58	
	38.45	47.86	56.21	42.06
12 Lilienthal, Rachel	11	ECAC-FG	3:05.50	
	39.97	47.25	59.06	39.22
--- Gonzalez, Nora	12	CM-FG		DQ
	Delay initiating turn - back			
	41.71	49.85	50.73	40.95
--- Avedisian, Michaela	12	ECAC-FG		NS
--- Kasperski, Anna	12	CSSC-FG		NS
--- Smith, Chloe S	12	ECAC-FG		NS


#1 Girls 13-14 200 Yard IM

2:09.89 13-14 AAAA
 2:16.09 13-14 AAA
 2:22.29 13-14 AA
 2:28.49 13-14 FGJO
 2:28.49 13-14 A
 2:40.79 13-14 BB
 2:53.19 13-14 B

Name	Age	Team	Finals Time	
1 Nersicio, Chade M	14	UN-02-FG	2:25.31	FGJO
	29.76	41.66	40.68	33.21
2 Jimenez, Melanie	13	BMHG-FG	2:28.28	FGJO
	31.68	40.43	41.40	34.77
3 Cordoba, Brooke A	13	CSSC-FG	2:29.37	BB
	32.78	39.67	42.38	34.54
4 Szakacs, Lydia C	13	CSSC-FG	2:29.94	BB
	33.20	40.10	43.02	33.62
5 Mason, Julie E	14	CSSC-FG	2:31.74	BB
	35.01	38.06	43.19	35.48
6 Deybach, Stephanie	13	MBS-FG	2:33.78	BB
	35.16	40.37	43.50	34.75
7 Kleiban, Giselle E	14	CM-FG	2:34.98	BB
	32.37	41.26	46.17	35.18
8 Roca, Penelope	13	BMHG-FG	2:35.57	BB
	33.78	38.31	50.05	33.43
9 Parsons, Camila	13	CSSC-FG	2:40.62	BB
	32.18	40.72	50.93	36.79
10 Reposo, Olivia	13	CSSC-FG	2:41.27	B
	33.92	41.32	50.02	36.01
11 Reta, Oriana A	13	MBS-FG	2:41.38	B
	33.94	40.97	50.46	36.01
12 Gatlin, Julianna V	13	CSSC-FG	2:50.87	B
	36.20	44.79	51.66	38.22

#1 Girls 15&O 200 Yard IM

Name	Age	Team	Finals Time	
1 Fajardo, Dominique	15	CSSC-FG	2:19.89	
	27.92	38.27	41.33	32.37
2 Garcia, Pamela C	16	BMHG-FG	2:27.64	
	31.95	39.85	41.44	34.40
3 Chiarella, Daria A	17	CSSC-FG	2:32.19	
	31.42	39.85	45.29	35.63
4 Suzuki, Luisa A	16	CSSC-FG	2:40.92	
	35.12	40.43	47.70	37.67
5 Ohana, Julia R	16	MBS-FG	2:43.86	
	32.40	44.70	47.38	39.38



2015 Coral Springs Open Invitational - CSSC - 090515, S#: FGI090515CSSC-B28

Coral Springs Aquatic Complex

Results

#1 Girls 15&O 200 Yard IM

6	Valdes, Caro	16 CANE-FG	3:29.10	
		45.78	53.15	1:01.46 48.71
---	Gally, Anna	15 CSSC-FG	NS	

#2 Boys 10&U 200 Yard IM

2:31.09	10&U AAAA
2:38.69	10&U AAA
2:46.19	10&U AA
2:53.69	10&U A
3:01.69	10&U FGJO
3:16.29	10&U BB
3:38.89	10&U B

Name	Age	Team	Finals Time	
1 Savino, Sebastian M	9	CSSC-FG	3:03.08	BB
	42.07	42.50	57.36	41.15
2 Reta, Ethan R	10	MBS-FG	3:07.54	BB
	44.98	50.34	53.91	38.31
3 Suarez, Giancarlo	9	BMHG-FG	3:14.12	BB
	46.81	52.86	53.67	40.78
4 DaSilva, Bruno S	9	UN-02-FG	3:25.92	B
	52.93	52.18	58.75	42.06
5 El Sheha, Ryan	10	CANE-FG	3:47.17	
	51.49	57.39	1:09.56	48.73
---	Bai, Forest	10 CSSC-FG	DQ	
	False start - Misc			
	42.91	51.41	58.36	49.74
---	Armbruster, Tyler K	9 CSSC-FG	DQ	
	Delay initiating turn - back			
	41.54	46.44	57.40	39.32
---	Smith, Noah J	9 ECAC-FG	DQ	
	Not on back off wall - back			
	35.29	45.40	51.46	34.35
---	El Sheha, Adam	10 CANE-FG	DQ	
	Delay initiating turn - back			
	54.31	52.17	1:07.93	48.92
---	Gomez, Lautaro	10 MBS-FG	DQ	
	Delay initiating turn - back			
	40.37	48.66	58.55	37.05
---	Kjaerulff, Marcus	8 ECAC-FG	NS	

#2 Boys 11-12 200 Yard IM

2:13.39	11-12 AAAA
2:20.19	11-12 AAA
2:26.99	11-12 AA
2:33.79	11-12 A
2:37.79	11-12 FGJO
2:47.39	11-12 BB
3:00.99	11-12 B


Name	Age	Team	Finals Time	
1 Fanjul, Kevin	12	BMHG-FG	2:18.22	AAA
	28.59	35.80	42.95	30.88
2 Betancur, Gianni	12	BMHG-FG	2:29.42	A
	33.03	37.67	44.80	33.92
3 Martinez, Anthony	11	BMHG-FG	2:32.47	A
	34.88	39.03	45.96	32.60
4 Ferrara, Luc M	12	CSSC-FG	2:33.31	A
	33.98	39.89	45.97	33.47
5 Faria, Henry	12	BMHG-FG	2:35.00	FGJO
	31.06	39.49	48.74	35.71
6 Alonso, Abraham A	12	BMHG-FG	2:35.19	FGJO
	33.84	43.00	43.87	34.48
7 Fontana, Nicolas J	12	BMHG-FG	2:39.46	BB
	33.75	43.06	48.49	34.16
8 Rueda, Ronny B	11	BMHG-FG	2:41.86	BB
	35.56	41.61	48.46	36.23
9 Perdomo, Steven	12	BMHG-FG	2:45.04	BB
	34.60	39.75	54.57	36.12
10 Bonasera, Jason N	12	CSSC-FG	2:51.96	B
	38.34	44.22	50.68	38.72
11 Olson, William P	12	CSSC-FG	2:55.83	B
	38.40	44.57	55.35	37.51
12 Mauriello, Bruno	12	CM-FG	2:56.08	B
	40.74	47.97	50.03	37.34
13 Alvarez, Alejandro	11	CSSC-FG	2:59.04	B
	40.28	44.28	56.54	37.94
14 Ruf, Justin T	11	CSSC-FG	3:04.40	
	44.11	48.40	51.45	40.44
15 Brander, Ryan J	11	CSSC-FG	3:08.14	
	43.34	52.34	51.13	41.33
16 Palacios, Alexis	12	CM-FG	3:19.67	
	42.90	51.85	59.13	45.79
17 Malaver, Joseph	11	CM-FG	3:46.55	
	1:39.40	1:02.80	48.18	16.17
---	Sam, Michael	11 CM-FG	DQ	
	Delay initiating turn - back			
	41.14	48.26	55.81	41.45
---	Fragoso, Luis A	12 BMHG-FG	NS	

--- Portillo, Steven 12 CM-FG NS

#2 Boys 13-14 200 Yard IM

2:01.39	13-14 AAAA
2:07.19	13-14 AAA
2:12.99	13-14 AA
2:18.79	13-14 FGJO
2:18.79	13-14 A
2:30.29	13-14 BB
2:41.89	13-14 B

Name	Age	Team	Finals Time	
1 McKeon, Andres A	14	CSSC-FG	2:14.04	FGJO
	28.66	34.58	41.39	29.41
2 Hernandez, Kalvin S	14	CSSC-FG	2:15.44	FGJO
	27.40	35.93	42.24	29.87
3 Vasquez, Cristian A	14	BMHG-FG	2:19.03	BB
	27.13	38.09	43.46	30.35
4 Perdomo, Joseph M	13	BMHG-FG	2:19.34	BB
	31.22	34.01	42.89	31.22
5 Savino, Gianni L	14	CSSC-FG	2:19.37	BB
	31.07	39.21	37.78	31.31
6 Grande, Nicholas D	14	BMHG-FG	2:19.44	BB
	28.30	38.93	39.41	32.80
7 Behar, Steven	13	ECAC-FG	2:21.84	BB
	30.71	39.27	39.51	32.35
8 McCormick, Sam J	13	CSSC-FG	2:22.24	BB
	29.86	37.67	40.67	34.04
9 Franzino, Patrick J	13	CSSC-FG	2:24.26	BB
	30.84	39.49	41.05	32.88
10 Aponso, Vinuka V	13	ECAC-FG	2:26.51	BB
	29.12	36.66	47.82	32.91
11 Blanco, David A	14	CSSC-FG	2:28.14	BB
	30.31	39.25	44.68	33.90
12 Trimble, Gregory E	13	CSSC-FG	2:28.57	BB
	33.38	36.80	45.27	33.12
13 Marks, Connor M	13	CSSC-FG	2:29.96	BB
	31.37	36.58	49.52	32.49
14 Prado, Lorenzo	14	CSSC-FG	2:33.93	B
	32.17	40.44	44.91	36.41
15 Chin, Cody C	13	CSSC-FG	2:34.33	B
	30.41	40.08	49.76	34.08
16 Lee, Ian	14	CSSC-FG	2:56.06	
	37.12	49.52	51.42	38.00
---	Mendez, Ronald	13 CM-FG	NS	
---	Meyer, Alexander I	13 CSSC-FG	NS	



2015 Coral Springs Open Invitational - CSSC - 090515, S#: FGI090515CSSC-B28

Coral Springs Aquatic Complex

Results

#2 Boys 15&O 200 Yard IM

Name	Age	Team	Finals Time
1 Josefina, Carolus A	16	UN-02-FG	2:04.68
	26.28	31.55	39.81
			27.04
2 Perez, Antonio L	18	BMHG-FG	2:04.89
	24.77	32.77	37.93
			29.42
3 Bernardina, Seggio J	16	ECAC-FG	2:05.13
	24.73	30.70	40.60
			29.10
4 Bond, Max M	16	ECAC-FG	2:09.47
	26.66	34.16	40.33
			28.32
5 Dworet, Nicholas P	15	CSSC-FG	2:12.61
	27.37	34.16	41.10
			29.98
6 Mateus, Diego A	15	BMHG-FG	2:13.14
	26.43	34.55	39.85
			32.31
7 Cortina, Christopher	15	BMHG-FG	2:18.28
	28.37	35.89	44.70
			29.32
8 Alonso, Aaron A	15	BMHG-FG	2:19.16
	29.94	35.15	44.12
			29.95
9 Garbutt, David J	15	CSSC-FG	2:19.48
	29.22	37.09	41.62
			31.55
10 Palacios, Nathanael	15	CM-FG	2:44.52
	32.83	42.89	50.75
			38.05
11 Serruya, Uri	21	MBS-FG	3:29.80
	51.10	1:50.26	48.47
---			DQ
Darias, Teolio 15 CM-FG			
Shoulders past vertical toward breast - back			
	28.09	38.22	40.54
			31.44

#3 Girls 10&U 100 Yard Back

- 1:10.09 10&U AAAA
- 1:13.99 10&U AAA
- 1:17.89 10&U AA
- 1:21.79 10&U A
- 1:23.79 10&U FGJO
- 1:33.49 10&U BB
- 1:45.09 10&U B

Name	Age	Team	Finals Time
1 Robertson, Emily R	10	CSSC-FG	1:16.57 AA
	37.22	39.35	
2 Armbruster, Kaitlyn I	10	CSSC-FG	1:21.59 A
	38.62	42.97	
3 Perez, Casey	9	BMHG-FG	1:23.03 FGJO
	40.02	43.01	
4 Hebert, Maci M	9	ECAC-FG	1:23.88 BB
	41.10	42.78	
5 Kjaerulff, Victoria	9	ECAC-FG	1:26.05 BB
	42.15	43.90	

6 Olson, Elisabeth G	10	CSSC-FG	1:29.14 BB
	44.43	44.71	
7 Palacios, Nicole	10	CSSC-FG	1:29.72 BB
	43.85	45.87	
8 Santana, Camila M	10	BMHG-FG	1:30.43 BB
	43.86	46.57	
9 Macedo, Nicole	8	CM-FG	1:33.99 B
	44.64	49.35	
10 Tauzer, Sarah A	9	CSSC-FG	1:36.97 B
	45.02	51.95	
11 Moloney, Maya J	9	CANE-FG	1:41.49 B
	47.24	54.25	
12 Esteban, Milena E	8	CANE-FG	1:56.40
	52.81	1:03.59	
13 Lemaitre, Lauren M	9	CANE-FG	2:11.28
	1:02.48	1:08.80	
---			DQ
Kleiban, Stephanie 8 CM-FG			
Multiple strokes			
	52.17	58.62	

#3 Girls 11-12 100 Yard Back

- 1:02.49 11-12 AAAA
- 1:05.89 11-12 AAA
- 1:09.29 11-12 AA
- 1:12.69 11-12 A
- 1:14.69 11-12 FGJO
- 1:19.49 11-12 BB
- 1:26.29 11-12 B

Name	Age	Team	Finals Time
1 Ruiz, Jocelyn	12	BMHG-FG	1:05.64 AAA
	31.64	34.00	
2 Hebert, Madelyn M	11	ECAC-FG	1:07.62 AA
	33.13	34.49	
3 Fowler, Faith E	11	CSSC-FG	1:10.25 A
	34.44	35.81	
4 Dennett, Amanda	12	ECAC-FG	1:12.40 A
	35.17	37.23	
5 Schimansky, Sarah A	12	CSSC-FG	1:18.94 BB
	37.70	41.24	
6 Pinilla, Kelly M	11	CSSC-FG	1:19.11 BB
	38.59	40.52	
7 Nieto, Antonella	12	CM-FG	1:22.15 B
	40.18	41.97	
8 Holmes, Willow G	11	CSSC-FG	1:22.79 B
	40.27	42.52	
9 Laplant, Sara E	12	CSSC-FG	1:25.00 B
	41.93	43.07	

10 Nagy, Ashley J	12	CSSC-FG	1:27.49
	43.54	43.95	
11 Lilienthal, Rachel	11	ECAC-FG	1:27.63
	42.71	44.92	
12 Esteban, Francesca	11	CANE-FG	1:30.52
	1:30.94		
---			NS
Avedisian, Michaela 12 ECAC-FG			
---			NS
Echeverria, Alexa M 11 BMHG-FG			


#3 Girls 13-14 100 Yard Back

- 58.69 13-14 AAAA
- 1:01.49 13-14 AAA
- 1:04.29 13-14 AA
- 1:07.09 13-14 FGJO
- 1:07.09 13-14 A
- 1:12.69 13-14 BB
- 1:18.29 13-14 B

Name	Age	Team	Finals Time
1 Cummings, Madison	14	ECAC-FG	1:01.28 AAA
	29.90	31.38	
2 Biro, Delaney P	13	CSSC-FG	1:05.53 FGJO
	32.30	33.23	
3 Ruf, Ashley K	14	CSSC-FG	1:06.69 FGJO
	32.47	34.22	
4 Botting, Rachel E	13	CSSC-FG	1:10.18 BB
	34.01	36.17	
5 Mason, Julie E	14	CSSC-FG	1:10.53 BB
	34.43	36.10	
6 Roca, Penelope	13	BMHG-FG	1:12.66 BB
	35.75	36.91	
7 D'Souza, Treasure	13	CSSC-FG	1:13.87 B
	36.20	37.67	
8 Reposo, Olivia	13	CSSC-FG	1:15.38 B
	36.98	38.40	
9 Gatlin, Julianna V	13	CSSC-FG	1:19.57
	39.14	40.43	
10 Lalor, Kayleigh E	13	CSSC-FG	1:23.01
	41.36	41.65	
11 Bingo, Brooke H	13	ECAC-FG	1:23.88
	39.71	44.17	
---			DQ
Wizst, Koral H 14 CSSC-FG			
Delay initiating turn			
	43.02	47.50	

#3 Girls 15&O 100 Yard Back

Name	Age	Team	Finals Time
1 Schimansky, Megan	15	CSSC-FG	59.91
	28.90	31.01	



2015 Coral Springs Open Invitational - CSSC - 090515, S#: FGI090515CSSC-B28

Coral Springs Aquatic Complex

Results

#3 Girls 15&O 100 Yard Back

2	Puia, Emily R	15	CSSC-FG	1:12.46
	34.70	37.76		
3	Perez, Maria L	18	BMHG-FG	1:12.55
	35.01	37.54		
4	Chiarella, Daria A	17	CSSC-FG	1:12.59
	34.57	38.02		
5	Ciminna, Raquel J	15	CSSC-FG	1:27.46
	1:27.35	0.11		

#4 Boys 10&U 100 Yard Back

1:09.49 10&U AAAA
1:13.09 10&U AAA
1:16.59 10&U AA
1:20.09 10&U A
1:24.09 10&U FGJO
1:30.79 10&U BB
1:41.39 10&U B

Name	Age	Team	Finals Time
1	Bishop, Hudson T	10	ECAC-FG 1:14.29 AA
	36.26	38.03	
2	Mazola, Daniel	9	BMHG-FG 1:25.99 BB
	41.93	44.06	
3	Palacios, Ruben	10	CM-FG 1:26.33 BB
	41.91	44.42	
4	Lozano, Jonathan	8	BMHG-FG 1:28.20 BB
	42.76	45.44	
5	Collazo, Erick W	8	BMHG-FG 1:29.12 BB
	43.36	45.76	
6	Lobato, Quinn Z	10	BMHG-FG 1:32.03 B
	44.65	47.38	
7	Park, Joshua C	10	CSSC-FG 1:34.49 B
	43.93	50.56	
8	Suarez, Giancarlo	9	BMHG-FG 1:34.61 B
	47.59	47.02	
9	Roca, Peter	8	BMHG-FG 1:35.10 B
	45.98	49.12	
10	Casas, Randy	9	BMHG-FG 1:38.90 B
	47.36	51.54	
11	DaSilva, Bruno S	9	UN-02-FG 1:39.68 B
	1:39.77		
12	Rueda, Andy	8	BMHG-FG 1:51.28
	53.97	57.31	
---	Esteban, Lucas	10	CANE-FG DQ
	Delay initiating arm pull		
	50.11	59.53	
---	Ajo, Henry	10	BMHG-FG NS

---	Kjaerulff, Nicholas	10	ECAC-FG	NS
---	Kjaerulff, Marcus	8	ECAC-FG	NS

#4 Boys 11-12 100 Yard Back

1:00.89 11-12 AAAA
1:04.19 11-12 AAA
1:07.49 11-12 AA
1:10.79 11-12 A
1:14.79 11-12 FGJO
1:17.49 11-12 BB
1:24.09 11-12 B

Name	Age	Team	Finals Time
1	Marrero, Alex	12	BMHG-FG 1:07.65 A
	33.03	34.62	
2	Betancur, Gianni	12	BMHG-FG 1:08.91 A
	33.73	35.18	
3	Faria, Henry	12	BMHG-FG 1:09.85 A
	34.61	35.24	
4	Perdomo, Steven	12	BMHG-FG 1:14.04 FGJO
	35.96	38.08	
5	Fontana, Nicolas J	12	BMHG-FG 1:15.40 BB
	36.59	38.81	
6	Rueda, Ronny B	11	BMHG-FG 1:16.01 BB
	37.96	38.05	
7	Bonasera, Jason N	12	CSSC-FG 1:20.68 B
	40.10	40.58	
8	Nutter, Alec A	12	CSSC-FG 1:22.01 B
	39.09	42.92	
9	Shikhaleev, Misha	11	CSSC-FG 1:33.83
	44.87	48.96	
10	Bezerra, Joseph H	12	CSSC-FG 1:39.05
	47.76	51.29	
---	Savino, Fabio A	12	CSSC-FG DQ
	Delay initiating turn		
	39.01	39.46	

#4 Boys 13-14 100 Yard Back

55.19 13-14 AAAA
57.79 13-14 AAA
1:00.39 13-14 AA
1:03.09 13-14 FGJO
1:03.09 13-14 A
1:08.29 13-14 BB
1:13.59 13-14 B

Name	Age	Team	Finals Time
1	Meyer, Alexander I	13	CSSC-FG 1:03.88 BB
	31.18	32.70	

2	Perdomo, Joseph M	13	BMHG-FG 1:04.15 BB
	31.70	32.45	
3	McKeon, Andres A	14	CSSC-FG 1:06.19 BB
	32.72	33.47	
4	Trimble, Gregory E	13	CSSC-FG 1:07.81 BB
	32.97	34.84	
5	Zeng, Jimmy	13	BMHG-FG 1:10.88 B
	34.52	36.36	
6	Franzino, Patrick J	13	CSSC-FG 1:11.46 B
	34.87	36.59	
7	Chin, Cody C	13	CSSC-FG 1:12.12 B
	36.16	35.96	
8	Parraga, Fabrizio D	13	CSSC-FG 1:12.89 B
	35.63	37.26	
9	Savino, Gianni L	14	CSSC-FG 1:15.10
	36.64	38.46	
---	Orjuela, Maicol E	14	CSSC-FG DQ
	Delay initiating turn		
	36.75	43.76	


#4 Boys 15&O 100 Yard Back

Name	Age	Team	Finals Time
1	Josefina, Carolus A	16	UN-02-FG 55.89
	27.60	28.29	
2	Payamps, GianCarlo	17	CSSC-FG 56.27
	27.63	28.64	
3	Cordovez, Kenny A	15	BMHG-FG 58.94
	28.52	30.42	
4	Pascual, Jose M	17	UN-03-FG 1:00.41
	29.59	30.82	
5	De Freitas, Raichel F	18	ECAC-FG 1:01.28
	28.78	32.50	
6	Yamamoto, Henrique	17	CSSC-FG 1:05.05
	31.90	33.15	

#5 Girls 10&U 50 Yard Fly

30.99 10&U AAAA
32.89 10&U AAA
34.79 10&U AA
36.69 10&U A
37.69 10&U FGJO
42.39 10&U BB
47.99 10&U B

Name	Age	Team	Finals Time
1	Botting, Riley E	10	CSSC-FG 32.33 AAA
2	McCormick, Riley E	10	CSSC-FG 33.52 AA
3	Robertson, Emily R	10	CSSC-FG 33.55 AA
4	Armbruster, Kaitlyn I	10	CSSC-FG 34.32 AA



2015 Coral Springs Open Invitational - CSSC - 090515, S#: FGI090515CSSC-B28

Coral Springs Aquatic Complex

Results

#5 Girls 10&U 50 Yard Fly

5	Gonzalez, Melissa	10 BMHG-FG	35.27	A
6	Perez, Casey	9 BMHG-FG	35.65	A
7	Ward, Payton A	10 CSSC-FG	36.72	FGJO
8	Hebert, Maci M	9 ECAC-FG	38.40	BB
9	Nieto, Bianca G	8 CM-FG	39.75	BB
10	Kjaerulff, Victoria	9 ECAC-FG	41.24	BB
11	Meyer, Camryn E	8 CSSC-FG	42.24	BB
12	Garcia, Camila	9 ECAC-FG	42.89	B
13	Suarez, Rhanian G	8 CSSC-FG	43.64	B
14	Bonaser, Kaitlyn R	10 CSSC-FG	44.38	B
15	Macedo, Nicole	8 CM-FG	45.46	B
16	Avila, Alexa	8 BMHG-FG	46.90	B
17	Moreno, Sofia	8 CM-FG	47.91	B
18	Nitkowski, Kaelyn A	9 ECAC-FG	48.22	
19	Chacon, Emiliana	8 CM-FG	54.34	
20	Behar, Dani J	10 ECAC-FG	55.96	
21	Kleiban, Stephanie	8 CM-FG	56.65	
22	Lubarsky, Roni	9 CSSC-FG	58.64	
23	Bond, Mila I	8 CSSC-FG	1:00.36	
24	Moloney, Maya J	9 CANE-FG	1:01.45	
---	Esteban, Milena E	8 CANE-FG	DQ	
Non-simultaneous arms				
---	Gomez, Melissa A	7 BMHG-FG	DQ	
Arms underwater recovery				
---	Santana, Camila M	10 BMHG-FG	NS	
---	Olmo, Charlotte	8 CM-FG	NS	
---	Montes, Mariana	7 CSSC-FG	NS	

#5 Girls 11-12 50 Yard Fly

27.99 11-12 AAAAA
 29.29 11-12 AAA
 30.59 11-12 AA
 31.89 11-12 A
 32.89 11-12 FGJO
 34.59 11-12 BB
 37.29 11-12 B

Name	Age	Team	Finals Time	
1	Garcia, Giulianna	11 CSSC-FG	30.39	AA
2	Hebert, Madelyn M	11 ECAC-FG	30.50	AA
3	Mason, Olivia C	12 CSSC-FG	31.12	A
4	Dennett, Amanda	12 ECAC-FG	31.44	A
5	Gonzalez, Milagros	12 BMHG-FG	33.59	BB
6	Marques, Agatha C	12 CSSC-FG	35.34	B
7	Barrios, Sofia	11 CSSC-FG	36.20	B
8	Dattile, Briana E	11 CSSC-FG	36.42	B
9	Lilienthal, Rachel	11 ECAC-FG	36.77	B

10	Schimansky, Sarah A	12 CSSC-FG	37.06	B
11	Laplant, Sara E	12 CSSC-FG	37.45	
12	Gonzalez, Nora	12 CM-FG	39.50	
13	Wells, Hailey I	11 CSSC-FG	40.25	
14	Candido, Amber L	11 CSSC-FG	40.76	
15	Esteban, Francesca	11 CANE-FG	43.86	
16	Chavarro, Alessia V	11 CSSC-FG	44.19	
17	Juodzevicius, Abigail	12 CM-FG	47.42	
---	Smith, Chloe S	12 ECAC-FG	NS	
---	Echeverria, Alexa M	11 BMHG-FG	NS	
---	Mendez, Camila	11 CM-FG	NS	
---	Kasperski, Anna	12 CSSC-FG	NS	
---	Kang, Cameron S	12 CSSC-FG	NS	
---	McGee, Lily A	12 CSSC-FG	NS	

#5 Girls 13-14 50 Yard Fly

31.39 13-14 FGJO

Name	Age	Team	Finals Time	
1	Nersicio, Chade M	14 UN-02-FG	27.07	FGJO
2	Beltrano, Gabby J	13 CSSC-FG	29.33	FGJO
3	Jones, Acacia L	14 CSSC-FG	29.44	FGJO
4	Ruf, Ashley K	14 CSSC-FG	30.18	FGJO
5	Cordoba, Brooke A	13 CSSC-FG	30.57	FGJO
6	Jimenez, Melanie	13 BMHG-FG	30.79	FGJO
7	Kleiban, Giselle E	14 CM-FG	30.91	FGJO
8	Parsons, Camila	13 CSSC-FG	31.57	
9	Reta, Oriana A	13 MBS-FG	31.85	
10	Reposa, Olivia	13 CSSC-FG	32.45	
11	Szakacs, Lydia C	13 CSSC-FG	32.64	
12	D'Souza, Treasure	13 CSSC-FG	33.21	
13	Aguero, Juliette	14 CM-FG	34.24	
14	Bingo, Brooke H	13 ECAC-FG	34.36	
15	Amador, Maresa	14 CM-FG	35.49	
16	Ortiz, Daniela M	14 CSSC-FG	40.01	
17	Macdonald, Lindsay	13 ECAC-FG	46.35	


#5 Girls 15&O 50 Yard Fly

Name	Age	Team	Finals Time	
1	Fajardo, Dominique	15 CSSC-FG	27.06	
2	Roth, Sam K	17 CSSC-FG	29.38	
3	Konsavage, Victoria	15 ECAC-FG	29.39	
4	Chiarella, Daria A	17 CSSC-FG	30.77	
5	Finks, Madelene G	16 ECAC-FG	31.36	
6	Puia, Emily R	15 CSSC-FG	31.72	
7	Suzuki, Luisa A	16 CSSC-FG	33.85	
8	Valdes, Caro	16 CANE-FG	44.12	
---	Cabral, Kodi M	16 ECAC-FG	NS	

#6 Boys 10&U 50 Yard Fly

30.89 10&U AAAAA
 32.69 10&U AAA
 34.39 10&U AA
 36.19 10&U A
 38.19 10&U FGJO
 41.39 10&U BB
 46.69 10&U B

Name	Age	Team	Finals Time	
1	Smith, Noah J	9 ECAC-FG	32.01	AAA
2	Bishop, Hudson T	10 ECAC-FG	35.65	A
3	Mazola, Daniel	9 BMHG-FG	39.85	BB
4	Palacios, Ruben	10 CM-FG	39.86	BB
5	Armbruster, Tyler K	9 CSSC-FG	39.87	BB
6	Collazo, Erick W	8 BMHG-FG	41.13	BB
7	Savino, Sebastian M	9 CSSC-FG	42.02	B
8	Lozano, Jonathan	8 BMHG-FG	42.12	B
9	Bai, Forest	10 CSSC-FG	42.76	B
10	Lobato, Quinn Z	10 BMHG-FG	45.11	B
11	Roca, Peter	8 BMHG-FG	46.13	B
12	El Sheha, Ryan	10 CANE-FG	48.24	
13	Casas, Randy	9 BMHG-FG	49.42	
14	Gomez, Nohan	8 CM-FG	49.68	
15	El Sheha, Adam	10 CANE-FG	52.83	
16	Esteban, Lucas	10 CANE-FG	58.02	
17	Rueda, Andy	8 BMHG-FG	1:00.58	
18	Martin, RJ J	10 CSSC-FG	1:05.31	
19	Gonzalez, Enzo	6 BMHG-FG	1:07.97	
---	Panol, Omar	7 BMHG-FG	DQ	
One hand touch				
---	Suarez, Giancarlo	9 BMHG-FG	DQ	
One hand touch				
---	Smith, Asher P	7 ECAC-FG	DQ	
Scissors kick				
---	Jouault, Samuel	9 CM-FG	NS	
---	Kjaerulff, Nicholas	10 ECAC-FG	NS	
---	Robaina, Fabian	9 BMHG-FG	NS	



2015 Coral Springs Open Invitational - CSSC - 090515, S#: FGI090515CSSC-B28

Coral Springs Aquatic Complex

Results

#6 Boys 11-12 50 Yard Fly

27.19 11-12 AAAA
 28.69 11-12 AAA
 30.19 11-12 AA
 31.69 11-12 A
 33.69 11-12 FGJO
 34.69 11-12 BB
 37.69 11-12 B

Name	Age	Team	Finals Time	
1 Fanjul, Kevin	12	BMHG-FG	27.93	AAAA
2 Marrero, Alex	12	BMHG-FG	30.48	A
3 Faria, Henry	12	BMHG-FG	30.96	A
4 Martinez, Anthony	11	BMHG-FG	31.25	A
5 Ferrara, Luc M	12	CSSC-FG	31.82	FGJO
6 Alonso, Abraham A	12	BMHG-FG	32.88	FGJO
7 Rueda, Ronny B	11	BMHG-FG	34.36	BB
8 Savino, Fabio A	12	CSSC-FG	35.71	B
9 Alvarez, Alejandro	11	CSSC-FG	35.97	B
10 Sam, Michael	11	CM-FG	36.98	B
11 Olson, William P	12	CSSC-FG	37.31	B
12 Mauriello, Bruno	12	CM-FG	38.94	
13 Shikhaleev, Misha	11	CSSC-FG	40.95	
14 Brander, Ryan J	11	CSSC-FG	41.02	
15 Ruf, Justin T	11	CSSC-FG	41.09	
16 Palacios, Alexis	12	CM-FG	42.34	
17 Malaver, Joseph	11	CM-FG	42.69	
--- Portillo, Steven	12	CM-FG		NS

#6 Boys 13-14 50 Yard Fly

28.89 13-14 FGJO

Name	Age	Team	Finals Time	
1 Hernandez, Kalvin S	14	CSSC-FG	25.50	FGJO
2 Vasquez, Cristian A	14	BMHG-FG	26.83	FGJO
3 Grande, Nicholas D	14	BMHG-FG	27.15	FGJO
4 Aponso, Vinuka V	13	ECAC-FG	27.59	FGJO
5 Deybach, Alex	14	MBS-FG	27.88	FGJO
6 McCormick, Sam J	13	CSSC-FG	28.17	FGJO
7 Blanco, David A	14	CSSC-FG	28.35	FGJO
8 Franzino, Patrick J	13	CSSC-FG	29.16	
9 Chin, Cody C	13	CSSC-FG	29.51	
10 Marks, Connor M	13	CSSC-FG	29.77	
11 Meyer, Alexander I	13	CSSC-FG	29.81	
12 Prado, Lorenzo	14	CSSC-FG	30.44	
13 Behar, Steven	13	ECAC-FG	30.47	
14 Schutz, Brandon D	14	CSSC-FG	31.99	
15 Augier, Lucas	14	CM-FG	32.11	
16 Trimble, Gregory E	13	CSSC-FG	33.16	

17 Orjuela, Maicol E	14	CSSC-FG	33.75	
18 Parraga, Fabrizio D	13	CSSC-FG	33.90	
19 Lee, Ian	14	CSSC-FG	37.11	
--- Mendez, Ronald	13	CM-FG		NS
--- Gomez, Bryan	14	CM-FG		NS

#6 Boys 15&O 50 Yard Fly

Name	Age	Team	Finals Time	
1 Bernardina, Seggio J	16	ECAC-FG	23.96	
2 De Freitas, Raichel F	18	ECAC-FG	24.31	
3 Josefina, Carolus A	16	UN-02-FG	24.75	
4 Bond, Max M	16	ECAC-FG	25.08	
5 Ferrara, Nico J	15	CSSC-FG	25.34	
6 Cordovez, Kenny A	15	BMHG-FG	25.60	
7 Yamamoto, Henrique	17	CSSC-FG	26.56	
8 Dworet, Nicholas P	15	CSSC-FG	26.98	
9 Darias, Teolio	15	CM-FG	27.08	
10 Garbutt, David J	15	CSSC-FG	27.43	
11 Cortina, Christopher	15	BMHG-FG	27.58	
12 Alonso, Aaron A	15	BMHG-FG	29.77	
13 Palacios, Nathanael	15	CM-FG	31.43	
14 Barzola, Umberto S	15	CM-FG	33.21	
15 Serruya, Uri	21	MBS-FG	46.84	

#7 Girls 11-12 200 Yard Fly

2:16.79 11-12 AAAA
 2:23.29 11-12 AAA
 2:29.79 11-12 AA
 2:36.39 11-12 A
 2:40.39 11-12 FGJO
 2:49.39 11-12 BB
 3:02.39 11-12 B

Name	Age	Team	Finals Time	
--- Gomez, Camila	12	MBS-FG		NS
--- Kasperski, Anna	12	CSSC-FG		NS
--- Gonzalez, Chloe	12	MBS-FG		NS

#7 Girls 13-14 200 Yard Fly

2:09.29 13-14 AAAA
 2:15.49 13-14 AAA
 2:21.69 13-14 AA
 2:27.79 13-14 FGJO
 2:27.79 13-14 A
 2:40.09 13-14 BB
 2:52.39 13-14 B

Name	Age	Team	Finals Time	
1 Biro, Delaney P	13	CSSC-FG	2:15.94	AA
	29.48	34.32	35.55	36.59

2 Cummings, Madison	14	ECAC-FG	2:18.62	AA
	30.49	35.43	36.57	36.13
3 Kleiban, Giselle E	14	CM-FG	2:46.86	B
	34.80	41.38	45.60	45.08

#8 Boys 10&U 200 Yard Fly

Name	Age	Team	Finals Time	
1 Gomez, Lautaro	10	MBS-FG	3:34.18	
	45.54	1:00.31	57.13	51.20

#8 Boys 11-12 200 Yard Fly

2:13.59 11-12 AAAA
 2:19.89 11-12 AAA
 2:26.29 11-12 AA
 2:32.69 11-12 A
 2:40.69 11-12 FGJO
 2:45.39 11-12 BB
 2:58.09 11-12 B

Name	Age	Team	Finals Time	
1 Gonzalez, Brian N	12	CSSC-FG	2:35.50	FGJO
	33.90	40.10	39.64	41.86
2 Ferrara, Luc M	12	CSSC-FG	2:50.63	B
	35.22	43.51	44.99	46.91


#8 Boys 13-14 200 Yard Fly

2:00.29 13-14 AAAA
 2:05.99 13-14 AAA
 2:11.69 13-14 AA
 2:17.49 13-14 FGJO
 2:17.49 13-14 A
 2:28.89 13-14 BB
 2:40.39 13-14 B

Name	Age	Team	Finals Time	
1 Perez, Brayen	14	BMHG-FG	2:00.90	AAA
	26.64	31.62	31.31	31.33
2 Salazar, Luis F	14	BMHG-FG	2:16.98	FGJO
	29.49	34.75	35.47	37.27
3 Perdomo, Joseph M	13	BMHG-FG	2:21.37	BB
	31.77	35.81	36.63	37.16
--- Mendez, Ronald	13	CM-FG		NS

#8 Boys 15&O 200 Yard Fly

Name	Age	Team	Finals Time	
1 Mateus, Diego A	15	BMHG-FG	2:01.36	
	27.57	30.84	31.78	31.17
2 Perez, Antonio L	18	BMHG-FG	2:01.68	
	27.05	31.13	31.69	31.81



2015 Coral Springs Open Invitational - CSSC - 090515, S#: FGI090515CSSC-B28

Coral Springs Aquatic Complex

Results

#9 Girls 10&U 100 Yard Free

1:01.79 10&U AAAA

1:04.99 10&U AAA

1:08.19 10&U AA

1:11.39 10&U A

1:13.39 10&U FGJO

1:21.09 10&U BB

1:30.69 10&U B

Name	Age	Team	Finals Time	
1 Robertson, Emily R	10	CSSC-FG	1:06.89	AA
	32.46	34.43		
2 Armbruster, Kaitlyn I	10	CSSC-FG	1:09.03	A
	32.55	36.48		
3 Gonzalez, Melissa	10	BMHG-FG	1:11.38	A
	35.64	35.74		
4 Hebert, Maci M	9	ECAC-FG	1:14.20	BB
	34.26	39.94		
5 Nieto, Bianca G	8	CM-FG	1:14.63	BB
	36.08	38.55		
6 Ward, Payton A	10	CSSC-FG	1:14.67	BB
	36.17	38.50		
7 Kjaerulff, Victoria	9	ECAC-FG	1:15.10	BB
	36.32	38.78		
8 Perez, Casey	9	BMHG-FG	1:16.35	BB
	36.79	39.56		
9 Santana, Camila M	10	BMHG-FG	1:17.54	BB
	37.83	39.71		
10 Garcia, Camila	9	ECAC-FG	1:17.64	BB
	37.66	39.98		
11 Palacios, Nicole	10	CSSC-FG	1:17.76	BB
	36.99	40.77		
12 Olson, Elisabeth G	10	CSSC-FG	1:18.29	BB
	38.37	39.92		
13 Moreno, Sofia	8	CM-FG	1:25.09	B
	39.20	45.89		
14 Meyer, Camryn E	8	CSSC-FG	1:25.35	B
	41.86	43.49		
15 Tauzer, Sarah A	9	CSSC-FG	1:25.56	B
	39.92	45.64		
16 Nitkowski, Kaelyn A	9	ECAC-FG	1:26.08	B
	41.31	44.77		
17 Bonasera, Kaitlyn R	10	CSSC-FG	1:28.03	B
	42.48	45.55		
18 Chacon, Emiliana	8	CM-FG	1:28.44	B
	42.19	46.25		
19 Suarez, Rhanian G	8	CSSC-FG	1:29.04	B
	41.71	47.33		

20 Macedo, Nicole	8	CM-FG	1:30.90	
	43.40	47.50		
21 Didovic, Kayleigh	8	CSSC-FG	1:32.60	
	42.42	50.18		
22 Avila, Alexa	8	BMHG-FG	1:36.63	
	45.69	50.94		
23 Kleiban, Stephanie	8	CM-FG	1:37.73	
	44.26	53.47		
24 Cardenas, Isabella E	8	CSSC-FG	1:39.90	
	45.44	54.46		
25 Moloney, Maya J	9	CANE-FG	1:42.29	
	47.60	54.69		
26 Esteban, Milena E	8	CANE-FG	1:42.56	
	49.83	52.73		
27 Behar, Dani J	10	ECAC-FG	1:42.62	
	50.75	51.87		
28 Bond, Mila I	8	CSSC-FG	1:42.84	
	49.35	53.49		
29 Lubarsky, Roni	9	CSSC-FG	1:44.04	
	49.03	55.01		
30 Gomez, Melissa A	7	BMHG-FG	1:46.75	
	48.02	58.73		
31 Travieso, Linet	9	BMHG-FG	1:53.92	
	1:54.03			
32 Sosa Rivero, Helen	8	BMHG-FG	1:55.41	
	1:55.52			
33 Duardo, Erika	7	BMHG-FG	1:56.74	
	49.87	1:06.87		
34 Lemaitre, Lauren M	9	CANE-FG	2:03.08	
	56.96	1:06.12		
--- Olmo, Charlotte	8	CM-FG	NS	

#9 Girls 11-12 100 Yard Free

55.19 11-12 AAAA

57.79 11-12 AAA

1:00.49 11-12 AA

1:03.09 11-12 A


1:05.09 11-12 FGJO

1:08.29 11-12 BB

1:13.59 11-12 B

Name	Age	Team	Finals Time	
1 Hebert, Madelyn M	11	ECAC-FG	1:00.05	AA
	29.25	30.80		
2 Ruiz, Jocelyn	12	BMHG-FG	1:00.74	A
	28.86	31.88		
3 Garcia, Giulianna	11	CSSC-FG	1:01.31	A
	29.77	31.54		

4 Fowler, Faith E	11	CSSC-FG	1:01.50	A
	29.81	31.69		
5 Gonzalez, Milagros	12	BMHG-FG	1:01.57	A
	29.69	31.88		
6 Mason, Olivia C	12	CSSC-FG	1:02.35	A
	29.12	33.23		
7 Dennett, Amanda	12	ECAC-FG	1:03.82	FGJO
	31.12	32.70		
8 Schimansky, Sarah A	12	CSSC-FG	1:05.77	BB
	31.51	34.26		
9 Nieto, Antonella	12	CM-FG	1:06.58	BB
	31.77	34.81		
10 Dattile, Briana E	11	CSSC-FG	1:07.45	BB
	32.39	35.06		
11 Lilienthal, Rachel	11	ECAC-FG	1:12.26	B
	33.93	38.33		
12 Gonzalez, Nora	12	CM-FG	1:12.94	B
	35.20	37.74		
13 Marques, Agatha C	12	CSSC-FG	1:12.98	B
	34.75	38.23		
14 Barrios, Sofia	11	CSSC-FG	1:13.25	B
	35.22	38.03		
15 Juodzevicius, Abigail	12	CM-FG	1:14.18	
	35.02	39.16		
16 Holmes, Willow G	11	CSSC-FG	1:18.54	
	37.45	41.09		
17 Suglio, Lauren N	11	CSSC-FG	1:19.32	
	38.43	40.89		
18 Chavarro, Alessia V	11	CSSC-FG	1:20.35	
	37.46	42.89		
19 Pinilla, Kelly M	11	CSSC-FG	1:20.43	
	37.49	42.94		
20 Esteban, Francesca	11	CANE-FG	1:20.66	
	37.51	43.15		
21 Wells, Hailey I	11	CSSC-FG	1:20.92	
	38.46	42.46		
22 Dearen, Marli G	12	CSSC-FG	1:21.08	
	37.39	43.69		
23 McGee, Lily A	12	CSSC-FG	1:25.34	
	40.02	45.32		
24 Suglio, Melanie L	11	CSSC-FG	1:35.64	
	43.82	51.82		
25 Voit, Catherine	11	CSSC-FG	1:56.53	
	1:56.64			
--- Smith, Chloe S	12	ECAC-FG	NS	
--- Avedisian, Michaela	12	ECAC-FG	NS	
--- Kasperski, Anna	12	CSSC-FG	NS	
--- Mendez, Camila	11	CM-FG	NS	



2015 Coral Springs Open Invitational - CSSC - 090515, S#: FGI090515CSSC-B28

Coral Springs Aquatic Complex

Results

#9 Girls 11-12 100 Yard Free

---	Echeverria, Alexa M	11	BMHG-FG	NS
---	Kang, Cameron S	12	CSSC-FG	NS

#9 Girls 13-14 100 Yard Free

53.59	13-14	AAAA
56.09	13-14	AAA
58.69	13-14	FGJO
58.69	13-14	AA
1:01.19	13-14	A
1:06.29	13-14	BB
1:11.39	13-14	B

Name	Age	Team	Finals Time	
1 Nersicio, Chade M	14	UN-02-FG	56.80	FGJO
	26.95	29.85		
2 Cummings, Madison	14	ECAC-FG	57.45	FGJO
	27.77	29.68		
3 Botting, Rachel E	13	CSSC-FG	57.73	FGJO
	27.90	29.83		
4 Ruf, Ashley K	14	CSSC-FG	58.95	A
	28.57	30.38		
5 Roca, Penelope	13	BMHG-FG	59.59	A
	29.25	30.34		
6 Jones, Acacia L	14	CSSC-FG	1:00.08	A
	29.45	30.63		
7 Beltrano, Gabby J	13	CSSC-FG	1:00.50	A
	28.74	31.76		
8 Mason, Julie E	14	CSSC-FG	1:01.59	BB
	29.75	31.84		
9 Cordoba, Brooke A	13	CSSC-FG	1:01.60	BB
	30.35	31.25		
10 Szakacs, Lydia C	13	CSSC-FG	1:01.67	BB
	29.75	31.92		
11 Deybach, Stephanie	13	MBS-FG	1:01.81	BB
	29.80	32.01		
12 Parsons, Camila	13	CSSC-FG	1:03.44	BB
	31.59	31.85		
13 Reta, Oriana A	13	MBS-FG	1:03.97	BB
	31.12	32.85		
14 Aguero, Juliette	14	CM-FG	1:04.26	BB
	31.23	33.03		
15 Kleiban, Giselle E	14	CM-FG	1:04.48	BB
	31.16	33.32		
*16 Amador, Maresa	14	CM-FG	1:06.19	BB
	32.14	34.05		
*16 D'Souza, Treasure	13	CSSC-FG	1:06.19	BB
	32.01	34.18		

18 Gatlin, Julianna V	13	CSSC-FG	1:10.28	B
	33.09	37.19		
19 Wizst, Koral H	14	CSSC-FG	1:12.82	
	35.45	37.37		
20 Lalor, Kayleigh E	13	CSSC-FG	1:14.25	
	35.00	39.25		
21 Ortiz, Daniela M	14	CSSC-FG	1:21.98	
	17.42	1:04.56		
22 Macdonald, Lindsay J	13	ECAC-FG	1:25.08	
	40.74	44.34		
---	Bingo, Brooke H	13	ECAC-FG	NS


#9 Girls 15&O 100 Yard Free

Name	Age	Team	Finals Time	
1 Schimansky, Megan J	15	CSSC-FG	55.06	
	26.90	28.16		
2 Fajardo, Dominique	15	CSSC-FG	57.11	
	26.96	30.15		
3 Puia, Emily R	15	CSSC-FG	58.51	
	28.19	30.32		
4 Perez, Maria L	18	BMHG-FG	58.73	
	28.20	30.53		
5 Konsavage, Victoria	15	ECAC-FG	1:00.25	
	28.93	31.32		
6 Finks, Madelene G	16	ECAC-FG	1:00.65	
	28.99	31.66		
7 Garcia, Pamela C	16	BMHG-FG	1:01.09	
	29.83	31.26		
8 Suzuki, Luisa A	16	CSSC-FG	1:01.63	
	29.59	32.04		
9 Chiarella, Daria A	17	CSSC-FG	1:02.23	
	29.81	32.42		
10 Ohana, Julia R	16	MBS-FG	1:04.98	
	31.32	33.66		
11 Ciminna, Raquel J	15	CSSC-FG	1:14.10	
	36.34	37.76		
12 Valdes, Caro	16	CANE-FG	1:26.98	
	40.53	46.45		
---	Cabral, Kodi M	16	ECAC-FG	NS
---	Gally, Anna	15	CSSC-FG	NS

#10 Boys 10&U 100 Yard Free

1:01.09	10&U	AAAA
1:04.09	10&U	AAA
1:07.19	10&U	AA
1:10.19	10&U	A
1:14.19	10&U	FGJO
1:19.39	10&U	BB
1:28.49	10&U	B

Name	Age	Team	Finals Time	
1 Smith, Noah J	9	ECAC-FG	1:05.69	AA
	32.18	33.51		
2 Bishop, Hudson T	10	ECAC-FG	1:06.48	AA
	31.36	35.12		
3 Ajo, Henry	10	BMHG-FG	1:10.55	FGJO
	33.40	37.15		
4 Armbruster, Tyler K	9	CSSC-FG	1:11.60	FGJO
	34.20	37.40		
5 Reta, Ethan R	10	MBS-FG	1:12.88	FGJO
	35.06	37.82		
6 Mazola, Daniel	9	BMHG-FG	1:13.26	FGJO
	36.43	36.83		
7 Suarez, Giancarlo	9	BMHG-FG	1:14.12	FGJO
	35.53	38.59		
8 Palacios, Ruben	10	CM-FG	1:14.15	FGJO
	35.82	38.33		
9 DaSilva, Bruno S	9	UN-02-FG	1:14.34	BB
	37.27	37.07		
10 Savino, Sebastian M	9	CSSC-FG	1:18.04	BB
	35.94	42.10		
11 Lozano, Jonathan	8	BMHG-FG	1:21.30	B
	38.33	42.97		
12 Bai, Forest	10	CSSC-FG	1:22.76	B
	38.02	44.74		
13 Collazo, Erick W	8	BMHG-FG	1:23.03	B
	40.21	42.82		
14 Lobato, Quinn Z	10	BMHG-FG	1:23.64	B
	39.05	44.59		
15 Roca, Peter	8	BMHG-FG	1:25.37	B
	40.41	44.96		
16 Panol, Omar	7	BMHG-FG	1:25.59	B
	40.25	45.34		
17 El Sheha, Adam	10	CANE-FG	1:26.48	B
	41.43	45.05		
18 Park, Joshua C	10	CSSC-FG	1:26.84	B
	42.03	44.81		
19 Casas, Randy	9	BMHG-FG	1:27.71	B
	42.21	45.50		



2015 Coral Springs Open Invitational - CSSC - 090515, S#: FGI090515CSSC-B28

Coral Springs Aquatic Complex

Results

#10 Boys 10&U 100 Yard Free

Name	Age	Team	Finals Time
20 El Sheha, Ryan	10	CANE-FG	1:28.74
	41.34	47.40	
21 Gomez, Nohan	8	CM-FG	1:30.39
	42.75	47.64	
22 Rueda, Andy	8	BMHG-FG	1:30.81
	43.69	47.12	
23 Didovic, Nathan	9	CSSC-FG	1:31.42
	42.74	48.68	
24 Ferrara, Roman J	9	CSSC-FG	1:32.77
	41.87	50.90	
25 Calero, Fernando J	10	CSSC-FG	1:38.78
	46.76	52.02	
26 Esteban, Lucas	10	CANE-FG	1:39.15
	15.26	1:23.89	
27 Martin, RJ J	10	CSSC-FG	1:47.87
	48.87	59.00	
28 NG, Evan	9	CSSC-FG	1:49.26
	49.68	59.58	
29 Piacente, Alexander	9	CSSC-FG	1:54.41
	51.68	1:02.73	
30 Smith, Asher P	7	ECAC-FG	1:57.02
	54.06	1:02.96	
--- Gonzalez, Enzo	6	BMHG-FG	NS
--- Kjaerulff, Marcus	8	ECAC-FG	NS
--- Jouault, Samuel	9	CM-FG	NS
--- Rodriguez, Marco A	6	BMHG-FG	NS
--- Kjaerulff, Nicholas	10	ECAC-FG	NS
--- Robaina, Fabian	9	BMHG-FG	NS

#10 Boys 11-12 100 Yard Free

54.19 11-12 AAAA
 56.69 11-12 AAA
 59.29 11-12 AA
 1:01.89 11-12 A
 1:03.89 11-12 FGJO
 1:06.99 11-12 BB
 1:12.19 11-12 B

Name	Age	Team	Finals Time
1 Fanjul, Kevin	12	BMHG-FG	56.45 AAA
	27.73	28.72	
2 Marrero, Alex	12	BMHG-FG	58.09 AA
	28.00	30.09	
3 Gonzalez, Brian N	12	CSSC-FG	59.93 A
	28.43	31.50	
4 Alonso, Abraham A	12	BMHG-FG	1:01.34 A
	28.98	32.36	

5 Betancur, Gianni	12	BMHG-FG	1:01.56 A
	30.08	31.48	
6 Ferrara, Luc M	12	CSSC-FG	1:01.66 A
	29.44	32.22	
7 Fontana, Nicolas J	12	BMHG-FG	1:01.70 A
	29.97	31.73	
8 Martinez, Anthony	11	BMHG-FG	1:02.00 FGJO
	30.76	31.24	
9 Savino, Fabio A	12	CSSC-FG	1:07.82 B
	32.76	35.06	
10 Perdomo, Steven	12	BMHG-FG	1:08.33 B
	32.69	35.64	
11 Mauriello, Bruno	12	CM-FG	1:10.58 B
	34.27	36.31	
12 Olson, William P	12	CSSC-FG	1:11.55 B
	34.27	37.28	
13 Alvarez, Alejandro	11	CSSC-FG	1:11.92 B
	36.39	35.53	
14 Nutter, Alec A	12	CSSC-FG	1:13.38
	34.02	39.36	
15 Palacios, Alexis	12	CM-FG	1:14.41
	35.78	38.63	
16 Shikhaleev, Misha	11	CSSC-FG	1:15.70
	36.09	39.61	
17 Sam, Michael	11	CM-FG	1:16.42
	36.96	39.46	
18 Ruf, Justin T	11	CSSC-FG	1:16.80
	37.20	39.60	
19 Bezerra, Joseph H	12	CSSC-FG	1:21.47
	40.13	41.34	
20 Malaver, Joseph	11	CM-FG	1:25.78
	1:25.85		
--- Portillo, Steven	12	CM-FG	NS
--- Fragoso, Luis A	12	BMHG-FG	NS

#10 Boys 13-14 100 Yard Free


49.79 13-14 AAAA
 52.09 13-14 AAA
 54.49 13-14 AA
 56.89 13-14 FGJO
 56.89 13-14 A
 1:01.59 13-14 BB
 1:06.29 13-14 B

Name	Age	Team	Finals Time
1 Hernandez, Kalvin S	14	CSSC-FG	53.04 AA
	25.78	27.26	
2 Perez, Brayon	14	BMHG-FG	53.53 AA
	26.03	27.50	

3 McKeon, Andres A	14	CSSC-FG	54.35 AA
	25.92	28.43	
4 Meyer, Alexander I	13	CSSC-FG	54.93 FGJO
	26.78	28.15	
5 Deybach, Alex	14	MBS-FG	55.00 FGJO
	26.86	28.14	
6 Vasquez, Cristian A	14	BMHG-FG	55.90 FGJO
	27.65	28.25	
7 Salazar, Luis F	14	BMHG-FG	55.95 FGJO
	27.06	28.89	
8 Aponso, Vinuka V	13	ECAC-FG	56.27 FGJO
	27.40	28.87	
9 Irwin, Justin D	14	CSSC-FG	56.75 FGJO
	27.87	28.88	
10 Blanco, David A	14	CSSC-FG	56.91 BB
	27.80	29.11	
11 Behar, Steven	13	ECAC-FG	59.05 BB
	28.78	30.27	
12 McCormick, Sam J	13	CSSC-FG	59.28 BB
	28.37	30.91	
13 Prado, Lorenzo	14	CSSC-FG	59.92 BB
	29.87	30.05	
14 Trimble, Gregory E	13	CSSC-FG	1:00.24 BB
	28.91	31.33	
15 Chin, Cody C	13	CSSC-FG	1:00.41 BB
	29.58	30.83	
16 Schutz, Brandon D	14	CSSC-FG	1:01.82 B
	29.02	32.80	
17 Augier, Lucas	14	CM-FG	1:01.95 B
	29.93	32.02	
18 Parraga, Fabrizio D	13	CSSC-FG	1:03.37 B
	30.03	33.34	
19 Lee, Ian	14	CSSC-FG	1:03.54 B
	30.86	32.68	
20 Zeng, Jimmy	13	BMHG-FG	1:03.88 B
	30.62	33.26	
21 Orjuela, Maicol E	14	CSSC-FG	1:06.20 B
	31.00	35.20	
22 Tauzer, Nathan J	13	CSSC-FG	1:12.73
	34.61	38.12	
--- Gomez, Bryan	14	CM-FG	NS

#10 Boys 15&O 100 Yard Free

Name	Age	Team	Finals Time
1 Bernardina, Seggio J	16	ECAC-FG	48.87
	23.91	24.96	
2 De Freitas, Raichel F	18	ECAC-FG	49.40
	24.39	25.01	



2015 Coral Springs Open Invitational - CSSC - 090515, S#: FGI090515CSSC-B28

Coral Springs Aquatic Complex

Results

#10 Boys 15&O 100 Yard Free

3	Josefina, Carolus A	16 UN-02-FG	49.46
	24.12	25.34	
4	Ferrara, Nico J	15 CSSC-FG	49.84
	24.29	25.55	
5	Perez, Antonio L	18 BMHG-FG	50.68
	24.10	26.58	
6	Payamps, GianCarlo	17 CSSC-FG	50.92
	24.78	26.14	
7	Cordovez, Kenny A	15 BMHG-FG	51.64
	24.71	26.93	
8	Dworet, Nicholas P	15 CSSC-FG	52.05
	25.61	26.44	
9	Bond, Max M	16 ECAC-FG	52.84
	26.02	26.82	
10	Darias, Teolio	15 CM-FG	53.33
	25.54	27.79	
11	Pascual, Jose M	17 UN-03-FG	53.83
	26.10	27.73	
12	Cortina, Christopher	15 BMHG-FG	54.31
	26.60	27.71	
13	Garbutt, David J	15 CSSC-FG	55.30
	26.24	29.06	
14	Alonso, Aaron A	15 BMHG-FG	55.85
	26.74	29.11	
15	Palacios, Nathanael	15 CM-FG	1:02.78
	30.04	32.74	
16	Barzola, Umberto S	15 CM-FG	1:05.11
	19.83	45.28	
17	Serruya, Uri	21 MBS-FG	1:29.05
	42.19	46.86	

#11 Girls 10&U 50 Yard Breast

- 36.29 10&U AAAA
- 38.19 10&U AAA
- 40.09 10&U AA
- 41.99 10&U A
- 42.99 10&U FGJO
- 47.79 10&U BB
- 53.59 10&U B

Name	Age	Team	Finals Time
1 Botting, Riley E	10	CSSC-FG	35.94 AAAA
2 Ward, Payton A	10	CSSC-FG	41.25 A
3 McCormick, Riley E	10	CSSC-FG	41.64 A
4 Hebert, Maci M	9	ECAC-FG	42.43 FGJO
5 Olson, Elisabeth G	10	CSSC-FG	45.14 BB
6 Perez, Casey	9	BMHG-FG	46.37 BB

7 Gonzalez, Melissa	10	BMHG-FG	46.59 BB
8 Nieto, Bianca G	8	CM-FG	47.54 BB
9 Garcia, Camila	9	ECAC-FG	47.88 B
10 Meyer, Camryn E	8	CSSC-FG	47.89 B
11 Tauzer, Sarah A	9	CSSC-FG	48.58 B
12 Bonasera, Kaitlyn R	10	CSSC-FG	52.90 B
13 Moreno, Sofia	8	CM-FG	53.59 B
14 Santana, Camila M	10	BMHG-FG	53.60
15 Suarez, Rhanía G	8	CSSC-FG	54.81
16 Macedo, Nicole	8	CM-FG	56.06
17 Travieso, Linet	9	BMHG-FG	57.15
18 Didovic, Kayleigh	8	CSSC-FG	58.60
19 Chacon, Emiliana	8	CM-FG	58.93
20 Moloney, Maya J	9	CANE-FG	59.41
21 Nitkowski, Kaelyn A	9	ECAC-FG	59.48
22 Avila, Alexa	8	BMHG-FG	59.53
23 Sosa Rivero, Helen	8	BMHG-FG	59.96
24 Behar, Dani J	10	ECAC-FG	59.99
25 Lubarsky, Roni	9	CSSC-FG	1:00.17
26 Esteban, Milena E	8	CANE-FG	1:01.36
27 Cardenas, Isabella E	8	CSSC-FG	1:02.52
28 Bond, Mila I	8	CSSC-FG	1:03.25
29 Montes, Mariana	7	CSSC-FG	1:06.98
--- Lemaitre, Lauren M	9	CANE-FG	DQ
			One hand touch
--- Olmo, Charlotte	8	CM-FG	NS

#11 Girls 11-12 50 Yard Breast

- 32.79 11-12 AAAA
- 34.29 11-12 AAA
- 35.89 11-12 AA
- 37.49 11-12 A
- 38.49 11-12 FGJO
- 40.59 11-12 BB
- 43.69 11-12 B

Name	Age	Team	Finals Time
1 Hebert, Madelyn M	11	ECAC-FG	35.95 A
2 Garcia, Giulianna	11	CSSC-FG	36.75 A
3 Nieto, Antonella	12	CM-FG	41.96 B
4 Marques, Agatha C	12	CSSC-FG	42.12 B
5 Candido, Amber L	11	CSSC-FG	42.15 B
6 Nagy, Ashley J	12	CSSC-FG	45.43
7 Juodzevicius, Abigail	12	CM-FG	45.97
8 Wells, Hailey I	11	CSSC-FG	47.59
9 Holmes, Willow G	11	CSSC-FG	49.18
10 Chavarro, Alessia V	11	CSSC-FG	49.52
11 McGee, Lily A	12	CSSC-FG	49.70
12 Suglio, Lauren N	11	CSSC-FG	50.20

--- Dearen, Marli G	12	CSSC-FG	DQ
			Non-simultaneous touch
--- Voit, Catherine	11	CSSC-FG	DQ
			Kick before pull during cycle
--- Smith, Chloe S	12	ECAC-FG	NS
--- Kang, Cameron S	12	CSSC-FG	NS
--- Suglio, Melanie L	11	CSSC-FG	NS

#11 Girls 13-14 50 Yard Breast

36.29 13-14 FGJO

Name	Age	Team	Finals Time
1 Mason, Julie E	14	CSSC-FG	35.53 FGJO
2 Cordoba, Brooke A	13	CSSC-FG	35.87 FGJO
3 Jimenez, Melanie	13	BMHG-FG	35.97 FGJO
4 Deybach, Stephanie	13	MBS-FG	36.71
5 Aguero, Juliette	14	CM-FG	37.22
6 Reposo, Olivia	13	CSSC-FG	39.59
7 Reta, Oriana A	13	MBS-FG	40.12
8 Ortiz, Daniela M	14	CSSC-FG	44.42
9 Lalor, Kayleigh E	13	CSSC-FG	44.88
10 Macdonald, Lindsay	13	ECAC-FG	48.90
--- Bingo, Brooke H	13	ECAC-FG	NS

#11 Girls 15&O 50 Yard Breast

Name	Age	Team	Finals Time
1 Fajardo, Dominique	15	CSSC-FG	34.46
*2 Konsavage, Victoria	15	ECAC-FG	36.73
*2 Suzuki, Luisa A	16	CSSC-FG	36.73
4 Ohana, Julia R	16	MBS-FG	39.01
5 Finks, Madelene G	16	ECAC-FG	39.04
6 Puia, Emily R	15	CSSC-FG	40.55
7 Valdes, Caro	16	CANE-FG	45.43
--- Cabral, Kodi M	16	ECAC-FG	NS
--- Gally, Anna	15	CSSC-FG	NS

#12 Boys 10&U 50 Yard Breast

- 36.19 10&U AAAA
- 38.09 10&U AAA
- 39.99 10&U AA
- 41.89 10&U A
- 44.89 10&U FGJO
- 47.49 10&U BB
- 53.19 10&U B

Name	Age	Team	Finals Time
1 Smith, Noah J	9	ECAC-FG	41.92 FGJO
2 Bishop, Hudson T	10	ECAC-FG	43.71 FGJO
3 Ajo, Henry	10	BMHG-FG	44.25 FGJO
4 Roca, Peter	8	BMHG-FG	45.64 BB



2015 Coral Springs Open Invitational - CSSC - 090515, S#: FGI090515CSSC-B28

Coral Springs Aquatic Complex

Results

#12 Boys 10&U 50 Yard Breast

5	Armbruster, Tyler K	9	CSSC-FG	45.76	BB
6	Reta, Ethan R	10	MBS-FG	45.79	BB
7	DaSilva, Bruno S	9	UN-02-FG	47.55	B
8	Palacios, Ruben	10	CM-FG	47.92	B
9	Mazola, Daniel	9	BMHG-FG	48.16	B
10	Casas, Randy	9	BMHG-FG	48.19	B
11	Bai, Forest	10	CSSC-FG	50.86	B
12	Collazo, Erick W	8	BMHG-FG	51.14	B
13	Lozano, Jonathan	8	BMHG-FG	51.50	B
14	Didovic, Nathan	9	CSSC-FG	52.78	B
15	El Sheha, Adam	10	CANE-FG	53.73	
16	Savino, Sebastian M	9	CSSC-FG	54.93	
17	El Sheha, Ryan	10	CANE-FG	56.60	
18	Lobato, Quinn Z	10	BMHG-FG	57.07	
19	Esteban, Lucas	10	CANE-FG	58.05	
20	Ferrara, Roman J	9	CSSC-FG	58.35	
21	Martin, RJ J	10	CSSC-FG	1:01.97	
22	Calero, Fernando J	10	CSSC-FG	1:04.00	
23	NG, Evan	9	CSSC-FG	1:10.87	
24	Piacente, Alexander	9	CSSC-FG	1:14.13	
---	Rueda, Andy	8	BMHG-FG	DQ	
	One hand touch				
---	Panol, Omar	7	BMHG-FG	DQ	
	Arms not in same horizontal plane				
---	Park, Joshua C	10	CSSC-FG	DQ	
	One hand touch				
---	Smith, Asher P	7	ECAC-FG	DQ	
	Arms past hipline				
---	Kjaerulff, Marcus	8	ECAC-FG	NS	
---	Robaina, Fabian	9	BMHG-FG	NS	

#12 Boys 11-12 50 Yard Breast

31.69 11-12 AAAAA
 33.39 11-12 AAA
 35.19 11-12 AA
 36.89 11-12 A
 38.89 11-12 FGJO
 40.29 11-12 BB
 43.79 11-12 B

Name	Age	Team	Finals Time
1	Nutter, Alec A	12	CSSC-FG 38.33 FGJO
2	Brander, Ryan J	11	CSSC-FG 40.83 B
3	Mauriello, Bruno	12	CM-FG 41.28 B
4	Bonasera, Jason N	12	CSSC-FG 42.70 B
5	Ruf, Justin T	11	CSSC-FG 43.58 B
6	Sam, Michael	11	CM-FG 46.99

7	Shikhaleev, Misha	11	CSSC-FG 47.20
8	Palacios, Alexis	12	CM-FG 48.46
9	Bezerra, Joseph H	12	CSSC-FG 48.65
10	Malaver, Joseph	11	CM-FG 51.66
---	Portillo, Steven	12	CM-FG NS

#12 Boys 13-14 50 Yard Breast

33.39 13-14 FGJO

Name	Age	Team	Finals Time
1	McCormick, Sam J	13	CSSC-FG 31.93 FGJO
2	Grande, Nicholas D	14	BMHG-FG 32.57 FGJO
3	Hernandez, Kalvin S	14	CSSC-FG 33.89
4	Behar, Steven	13	ECAC-FG 34.00
5	Deybach, Alex	14	MBS-FG 34.36
6	Irwin, Justin D	14	CSSC-FG 35.11
7	Franzino, Patrick J	13	CSSC-FG 35.64
8	Augier, Lucas	14	CM-FG 36.00
9	Perez, Brayon	14	BMHG-FG 37.30
10	Tauzer, Nathan J	13	CSSC-FG 41.00
11	Schutz, Brandon D	14	CSSC-FG 41.68
---	Mendez, Ronald	13	CM-FG NS

#12 Boys 15&O 50 Yard Breast

Name	Age	Team	Finals Time
1	Bernardina, Seggio J	16	ECAC-FG 30.33
2	Darias, Teolio	15	CM-FG 30.67
3	De Freitas, Raichel F	18	ECAC-FG 31.14
4	Bond, Max M	16	ECAC-FG 31.27
5	Garbutt, David J	15	CSSC-FG 33.95
6	Barzola, Umberto S	15	CM-FG 37.90
7	Palacios, Nathanael	15	CM-FG 39.66
8	Serruya, Uri	21	MBS-FG 48.17

#13 Girls 11-12 200 Yard Breast

2:34.39 11-12 AAAAA
 2:41.69 11-12 AAA
 2:49.09 11-12 AA
 2:56.39 11-12 A
 3:00.39 11-12 FGJO
 3:11.09 11-12 BB
 3:25.79 11-12 B

Name	Age	Team	Finals Time
1	Mason, Olivia C	12	CSSC-FG 2:57.17 FGJO
	38.51	46.66	46.49 45.51
2	Dattile, Briana E	11	CSSC-FG 2:58.76 FGJO
	40.95	45.34	46.82 45.65
3	Gonzalez, Chloe	12	MBS-FG 3:02.08 BB
	42.09	46.94	47.57 45.48

4	Laplant, Sara E	12	CSSC-FG 3:04.95 BB
	42.18	48.11	48.13 46.53
5	Nieto, Antonella	12	CM-FG 3:09.63 BB
	43.52	49.10	48.45 48.56
6	Gomez, Camila	12	MBS-FG 3:12.19 B
	45.95	50.17	48.88 47.19
7	Gonzalez, Nora	12	CM-FG 3:14.47 B
	43.21	49.74	50.82 50.70
8	Esteban, Francesca	11	CANE-FG 3:22.21 B
	46.20	51.75	52.54 51.72
---	Avedisian, Michaela	12	ECAC-FG NS

#13 Girls 13-14 200 Yard Breast

2:25.49 13-14 AAAAA
 2:32.39 13-14 AAA
 2:39.39 13-14 AA
 2:46.29 13-14 FGJO
 2:46.29 13-14 A
 3:00.19 13-14 BB
 3:13.99 13-14 B


Name	Age	Team	Finals Time
1	Nersicio, Chade M	14	UN-02-FG 2:37.36 AA
	34.63	41.24	41.48 40.01
2	Szakacs, Lydia C	13	CSSC-FG 2:46.83 BB
	37.92	43.04	42.86 43.01
3	Cummings, Madison	14	ECAC-FG 2:55.26 BB
	39.41	45.43	45.04 45.38
4	Kleiban, Giselle E	14	CM-FG 2:57.59 BB
	39.73	45.32	46.73 45.81

#13 Girls 15&O 200 Yard Breast

Name	Age	Team	Finals Time
1	Garcia, Pamela C	16	BMHG-FG 2:38.48
	36.70	40.29	41.01 40.48

#14 Boys 10&U 200 Yard Breast

Name	Age	Team	Finals Time
1	Gomez, Lautaro	10	MBS-FG 4:00.68
	56.26	1:03.04	1:01.68 59.70
---	Kjaerulff, Nicholas	10	ECAC-FG NS



2015 Coral Springs Open Invitational - CSSC - 090515, S#: FGI090515CSSC-B28

Coral Springs Aquatic Complex

Results

#14 Boys 11-12 200 Yard Breast

2:28.29 11-12 AAAA
 2:35.29 11-12 AAA
 2:42.39 11-12 AA
 2:49.39 11-12 A
 2:57.39 11-12 FGJO
 3:03.49 11-12 BB
 3:17.69 11-12 B

Name	Age	Team	Finals Time
1 Alonso, Abraham A	12	BMHG-FG	2:53.96 FGJO
	39.82	44.88	45.59 43.67
--- Fragoso, Luis A	12	BMHG-FG	NS

#14 Boys 13-14 200 Yard Breast

2:15.39 13-14 AAAA
 2:21.79 13-14 AAA
 2:28.29 13-14 AA
 2:34.69 13-14 FGJO
 2:34.69 13-14 A
 2:47.59 13-14 BB
 3:00.49 13-14 B

Name	Age	Team	Finals Time
1 Aponso, Vinuka V	13	ECAC-FG	2:52.74 B
	39.06	43.97	45.92 43.79
2 Augier, Lucas	14	CM-FG	2:56.34 B
	40.79	46.86	45.62 43.07
3 Zeng, Jimmy	13	BMHG-FG	3:00.42 B
	40.63	46.43	48.58 44.78

#14 Boys 15&O 200 Yard Breast

Name	Age	Team	Finals Time
1 Mateus, Diego A	15	BMHG-FG	2:37.47
	34.80	40.40	41.48 40.79
2 Barzola, Umberto S	15	CM-FG	3:00.18
	39.60	46.28	47.37 46.93

#15 Girls 10&U 500 Yard Free

5:57.39 10&U AAAA
 6:14.39 10&U AAA
 6:31.39 10&U AA
 6:48.39 10&U A
 6:58.39 10&U FGJO
 7:39.49 10&U BB
 8:30.49 10&U B


Name	Age	Team	Finals Time
1 Botting, Riley E	10	CSSC-FG	6:19.49 AA
	35.66	39.35	39.54 39.04
	39.02	39.07	38.92 38.02
	36.97	33.90	
2 Robertson, Emily R	10	CSSC-FG	6:34.27 A
	35.89	39.51	40.98 40.44
	41.42	41.55	38.98 40.06
	38.97	36.47	
3 McCormick, Riley E	10	CSSC-FG	6:40.50 A
	35.77	40.98	41.49 41.13
	40.96	41.48	40.29 41.15
	39.67	37.58	
4 Palacios, Nicole	10	CSSC-FG	7:20.43 BB
	39.39	44.65	45.46 45.51
	45.06	44.13	44.74 43.84
	45.39	42.26	
5 Nieto, Bianca G	8	CM-FG	7:40.88 B
	41.44	47.57	46.71 46.71
	46.70	48.68	47.98 48.13
	45.79	41.17	
--- Olmo, Charlotte	8	CM-FG	SCR

#15 Girls 11-12 500 Yard Free

5:21.99 11-12 AAAA
 5:37.29 11-12 AAA
 5:52.59 11-12 AA
 6:07.99 11-12 A
 6:17.99 11-12 FGJO
 6:38.59 11-12 BB
 7:09.29 11-12 B

Name	Age	Team	Finals Time
1 Ruiz, Jocelyn	12	BMHG-FG	5:45.18 AA
	30.44	34.28	35.80 35.18
	35.11	36.02	35.15 34.79
	35.17	33.24	

2 Gonzalez, Milagros	12	BMHG-FG	5:52.32 AA
	31.68	35.51	36.24 36.31
	35.84	36.42	36.32 36.11
	35.69	32.20	
3 Schimansky, Sarah A	12	CSSC-FG	6:02.36 A
	32.19	35.51	36.73 36.78
	37.15	36.93	36.81 36.93
	37.11	36.22	
4 Fowler, Faith E	11	CSSC-FG	6:05.36 A
	35.23	38.76	38.35 39.13
	36.96	37.22	36.76 35.24
	35.74	31.97	
5 Mason, Olivia C	12	CSSC-FG	6:12.49 FGJO
	32.57	38.38	39.11 38.99
	38.60	37.45	37.36 36.97
	37.80	35.26	
6 Nieto, Antonella	12	CM-FG	6:42.81 B
7 Candido, Amber L	11	CSSC-FG	6:51.67 B
	38.08	41.96	43.12 43.21
	42.73	42.19	40.87 41.03
	40.99	37.49	
8 Nagy, Ashley J	12	CSSC-FG	7:04.35 B
	38.74	43.01	42.85 44.93
	44.54	44.02	42.63 43.70
	41.29	38.64	
9 Barrios, Sofia	11	CSSC-FG	7:10.54
	38.87	43.77	44.79 44.59
	43.44	45.56	44.08 43.54
	43.90	38.00	
10 Laplant, Sara E	12	CSSC-FG	7:13.19
	37.51	42.96	44.15 44.59
	44.36	44.38	45.22 44.18
	44.30	41.54	
11 Gonzalez, Nora	12	CM-FG	7:30.35
12 Pinilla, Kelly M	11	CSSC-FG	7:32.26
	39.09	45.89	47.16 46.35
	46.54	48.64	44.52 45.13
	47.99	40.95	
--- Dattile, Briana E	11	CSSC-FG	NS
--- Echeverria, Alexa M	11	BMHG-FG	SCR
--- Mendez, Camila	11	CM-FG	SCR



2015 Coral Springs Open Invitational - CSSC - 090515, S#: FGI090515CSSC-B28

Coral Springs Aquatic Complex

Results

#15 Girls 13-14 500 Yard Free

5:08.79 13-14 AAAA
 5:23.49 13-14 AAA
 5:38.29 13-14 FGJO
 5:38.29 13-14 AA
 5:52.99 13-14 A
 6:22.39 13-14 BB
 6:51.79 13-14 B

Name	Age	Team	Finals Time
1 Biro, Delaney P	13	CSSC-FG	5:17.58 AAA
	28.44	31.12	31.76 32.12
	32.29	32.49	32.31 32.37
	32.60	32.08	
2 Botting, Rachel E	13	CSSC-FG	5:35.26 FGJO
	28.82	32.30	33.73 34.42
	34.62	34.72	34.40 34.58
	34.38	33.29	
3 Szakacs, Lydia C	13	CSSC-FG	5:40.95 A
	31.42	34.26	34.96 34.68
	34.49	34.67	34.53 34.12
	34.70	33.12	
4 Roca, Penelope	13	BMHG-FG	5:43.98 A
	30.72	34.04	34.62 34.58
	35.08	35.66	35.34 35.19
	35.21	33.54	
5 Jimenez, Melanie	13	BMHG-FG	5:44.34 A
	30.78	34.30	35.04 35.43
	35.12	35.21	35.16 35.20
	34.65	33.45	
6 Jones, Acacia L	14	CSSC-FG	5:45.13 A
	30.94	34.14	34.33 35.13
	34.68	34.82	35.69 35.84
	35.34	34.22	
7 Deybach, Stephie	13	MBS-FG	5:47.81 A
	30.69	34.26	35.20 35.42
	35.23	35.37	35.90 36.47
	35.28	33.99	
8 Beltrano, Gabby J	13	CSSC-FG	5:51.19 A
	30.54	34.83	35.31 35.36
	35.89	36.30	35.78 36.51
	35.64	35.03	
9 Mason, Julie E	14	CSSC-FG	5:58.97 BB
	32.33	36.39	36.84 36.61
	36.61	36.52	36.25 36.52
	35.88	35.02	

10 Cordoba, Brooke A	13	CSSC-FG	6:07.91 BB
	33.60	37.20	37.25 36.96
	37.34	37.87	37.22 37.12
	36.87	36.48	
11 Reposo, Olivia	13	CSSC-FG	6:10.44 BB
	32.97	37.15	37.61 37.76
	38.82	37.81	37.46 37.53
	37.38	35.95	
12 Kleiban, Giselle E	14	CM-FG	6:18.96 BB
	33.58	37.22	38.26 39.26
	39.37	38.46	38.75 39.00
	38.34	36.72	
13 Aguero, Juliette	14	CM-FG	6:27.00 B
	34.04	39.13	38.91 39.40
	37.58	40.05	1:19.93 39.60
	38.49		
14 Amador, Maresa	14	CM-FG	6:49.82 B
	35.10	39.00	42.01 41.41
	42.13	42.96	42.39 42.48
	41.64	40.70	

#15 Girls 15&O 500 Yard Free

Name	Age	Team	Finals Time
1 Schimansky, Megan	15	CSSC-FG	5:11.81
	27.83	30.57	31.32 32.04
	31.95	32.21	31.58 31.93
	31.76	30.62	
2 Perez, Maria L	18	BMHG-FG	5:39.95
	29.43	33.04	34.36 34.40
	34.53	34.78	34.40 34.93
	35.60	34.48	
3 Chiarella, Daria A	17	CSSC-FG	5:48.01
	31.69	34.53	34.89 35.22
	35.42	35.19	35.88 35.79
	35.36	34.04	
4 Fajardo, Dominique	15	CSSC-FG	5:48.31
	30.62	35.35	35.14 35.22
	35.39	35.77	35.29 35.64
	35.40	34.49	
5 Puia, Emily R	15	CSSC-FG	5:59.05
	30.41	33.16	34.55 35.53
	36.61	36.42	1:14.67 37.32
	36.65	3.73	
6 Garcia, Pamela C	16	BMHG-FG	6:00.25
	31.71	35.10	35.99 37.09
	37.06	37.17	36.27 37.27
	36.69	35.90	

7 Suzuki, Luisa A	16	CSSC-FG	6:05.43
	33.50	36.02	36.85 36.70
	37.25	37.25	37.46 37.24
	36.86	36.30	
--- Roth, Sam K	17	CSSC-FG	SCR

#16 Boys 10&U 500 Yard Free


	5:51.99	10&U AAAA
	6:08.79	10&U AAA
	6:25.49	10&U AA
	6:42.29	10&U A
	7:02.29	10&U FGJO
	7:32.59	10&U BB
	8:22.79	10&U B

Name	Age	Team	Finals Time
1 Ajo, Henry	10	BMHG-FG	6:55.76 FGJO
	37.12	41.97	44.06 43.45
	42.57	41.81	43.68 40.81
	42.62	37.67	
--- Jouault, Samuel	9	CM-FG	SCR

#16 Boys 11-12 500 Yard Free

	5:17.29	11-12 AAAA
	5:32.39	11-12 AAA
	5:47.49	11-12 AA
	6:02.59	11-12 A
	6:12.59	11-12 FGJO
	6:32.79	11-12 BB
	7:02.99	11-12 B

Name	Age	Team	Finals Time
1 Fanjul, Kevin	12	BMHG-FG	5:25.77 AAA
	29.54	33.25	33.74 33.43
	33.41	33.83	32.76 32.96
	32.46	30.39	
2 Marrero, Alex	12	BMHG-FG	5:31.31 AAA
	29.43	32.77	33.59 33.90
	33.96	34.02	34.32 34.31
	33.48	31.53	
3 Martinez, Anthony	11	BMHG-FG	5:46.93 AA
	31.86	35.44	35.13 35.61
	36.12	35.55	35.11 35.29
	34.45	32.37	
4 Fontana, Nicolas J	12	BMHG-FG	5:48.60 A
	31.89	35.42	35.50 35.53
	36.25	35.50	35.16 35.67
	34.44	33.24	



2015 Coral Springs Open Invitational - CSSC - 090515, S#: FGI090515CSSC-B28

Coral Springs Aquatic Complex

Results

#16 Boys 11-12 500 Yard Free

5	Gonzalez, Brian N	12 CSSC-FG	5:51.65	A
	30.67	34.78	36.16	36.00
	34.20	36.58	36.55	36.13
	36.13	34.45		
6	Betancur, Gianni	12 BMHG-FG	5:57.51	A
	30.15	33.94	35.23	35.99
	36.38	36.78	36.99	37.89
	37.61	36.55		
7	Faria, Henry	12 BMHG-FG	6:08.43	FGJO
	32.39	36.28	35.99	36.60
	37.30	37.89	37.40	38.86
	38.41	37.31		
8	Rueda, Ronny B	11 BMHG-FG	6:09.43	FGJO
	32.46	36.24	38.34	37.52
	38.08	38.04	38.05	37.60
	37.61	35.49		
9	Perdomo, Steven	12 BMHG-FG	6:23.32	BB
	33.75	38.27	38.67	39.88
	39.89	39.47	39.89	39.72
	38.46	35.32		
10	Bonasera, Jason N	12 CSSC-FG	6:36.67	B
	37.65	41.13	41.01	40.51
	40.63	39.80	39.59	39.67
	39.10	37.58		
11	Mauriello, Bruno	12 CM-FG	6:39.87	B
	37.20	39.59	41.55	40.37
	40.42	40.97	41.32	40.38
	40.02	38.05		
12	Olson, William P	12 CSSC-FG	6:46.67	B
	36.59	42.30	41.98	42.58
	42.75	42.23	39.80	40.71
	39.80	37.93		
13	Alvarez, Alejandro	11 CSSC-FG	7:03.17	
	37.66	42.90	45.25	42.27
	44.36	43.75	43.20	43.72
	42.07	37.99		
14	Brander, Ryan J	11 CSSC-FG	7:06.66	
	38.40	42.59	44.53	44.38
	43.62	43.60	43.17	43.31
	43.38	39.68		
---	Fragoso, Luis A	12 BMHG-FG		SCR


#16 Boys 13-14 500 Yard Free

			4:52.09	13-14 AAAA
			5:05.99	13-14 AAA
			5:19.99	13-14 AA
			5:33.89	13-14 FGJO
			5:33.89	13-14 A
			6:01.69	13-14 BB
			6:29.49	13-14 B
Name	Age	Team	Finals Time	
1 Perez, Brayen	14	BMHG-FG	5:08.50	AA
			27.86	30.86
			31.72	31.72
			31.32	31.56
			31.76	31.66
			31.60	29.23
2 Salazar, Luis F	14	BMHG-FG	5:14.24	AA
			28.33	31.27
			32.50	32.14
			31.92	31.75
			32.12	31.71
			32.38	30.12
3 Perdomo, Joseph M	13	BMHG-FG	5:19.29	AA
			28.63	31.23
			32.34	33.45
			33.05	33.35
			32.79	32.59
			31.64	30.22
4 Savino, Gianni L	14	CSSC-FG	5:19.52	AA
			29.11	31.60
			32.31	32.84
			32.97	32.68
			32.90	33.00
			31.50	30.61
5 Deybach, Alex	14	MBS-FG	5:22.05	FGJO
			27.75	31.01
			32.47	33.30
			34.10	33.44
			33.69	33.65
			33.71	28.93
6 Vasquez, Cristian A	14	BMHG-FG	5:27.72	FGJO
			28.55	32.10
			33.45	33.93
			34.34	34.23
			34.20	33.58
			33.11	30.23
7 Hernandez, Calvin S	14	CSSC-FG	5:29.26	FGJO
			29.12	33.01
			33.93	33.92
			34.97	33.40
			33.72	33.99
			33.28	29.92
8 Grande, Nicholas D	14	BMHG-FG	5:30.88	FGJO
			28.69	32.70
			33.64	33.95
			1:07.73	1:09.48
			1:04.71	
9 Irwin, Justin D	14	CSSC-FG	5:33.50	FGJO
			29.86	32.50
			33.88	34.74
			34.40	34.14
			34.41	33.64
			33.37	32.56

10 Meyer, Alexander I	13	CSSC-FG	5:38.22	BB
			30.36	33.44
			34.31	34.42
			34.56	34.45
			34.81	34.44
			34.51	32.92
11 Marks, Connor M	13	CSSC-FG	5:45.95	BB
			30.61	34.22
			35.46	35.69
			35.84	35.39
			35.37	35.24
			34.69	33.44
12 Trimble, Gregory E	13	CSSC-FG	5:46.65	BB
			31.51	34.43
			35.33	35.42
			35.62	34.99
			35.05	35.53
			34.91	33.86
13 McCormick, Sam J	13	CSSC-FG	5:49.47	BB
			30.92	35.22
			35.61	36.03
			35.93	35.48
			35.94	34.91
			35.62	33.81
14 Chin, Cody C	13	CSSC-FG	6:04.17	B
			31.56	36.23
			37.42	37.55
			37.49	37.38
			38.15	37.49
			37.11	33.79
15 Zeng, Jimmy	13	BMHG-FG	6:21.40	B
			32.41	37.21
			38.27	39.28
			39.77	39.31
			40.20	40.12
			39.13	35.70
16 Augier, Lucas	14	CM-FG	6:36.15	
			34.53	39.08
			39.91	39.80
			40.38	40.10
			40.44	40.69
			40.43	40.79
---	Mendez, Ronald	13	CM-FG	SCR
---	Gomez, Bryan	14	CM-FG	SCR

#16 Boys 15&O 500 Yard Free

Name	Age	Team	Finals Time	
1 Pascual, Jose M	17	UN-03-FG	5:01.60	
			27.99	29.85
			30.87	31.69
			30.56	30.75
			30.08	30.09
			30.15	29.57
2 Perez, Antonio L	18	BMHG-FG	5:03.59	
			27.93	30.49
			30.55	31.25
			31.34	30.80
			30.12	30.73
			30.53	29.85
3 Ferrara, Nico J	15	CSSC-FG	5:06.10	
			27.69	31.37
			31.75	32.32
			31.90	31.30
			30.22	30.46
			30.13	28.96



2015 Coral Springs Open Invitational - CSSC - 090515, S#: FGI090515CSSC-B28

Coral Springs Aquatic Complex

Results

(#16 Boys 15&O 500 Yard Free)


4	Mateus, Diego A	15 BMHG-FG	5:11.54	
	27.65	30.82	30.95	30.97
	31.43	31.65	32.25	31.91
	32.18	31.73		
5	Cortina, Christopher	15 BMHG-FG	5:13.18	
	28.20	30.16	31.11	31.01
	31.29	31.71	31.88	31.94
	31.99	33.89		
6	Payamps, GianCarlo	17 CSSC-FG	5:14.50	
	27.08	30.57	31.50	32.31
	32.14	32.57	32.69	32.97
	32.88	29.79		
7	Cordovez, Kenny A	15 BMHG-FG	5:16.39	
	28.67	32.11	32.88	33.81
	33.09	32.63	31.65	31.42
	30.75	29.38		
8	Dworet, Nicholas P	15 CSSC-FG	5:18.75	
	27.84	30.85	31.96	31.94
	33.00	32.94	33.11	33.06
	32.71	31.34		
9	Yamamoto, Henrique	17 CSSC-FG	5:21.22	
	28.94	31.45	32.32	32.28
	32.76	32.75	32.86	33.21
	32.40	32.25		
10	Alonso, Aaron A	15 BMHG-FG	5:28.86	
	27.82	30.61	32.04	32.82
	33.13	33.04	34.54	35.17
	35.43	34.26		
11	Darias, Teolio	15 CM-FG	5:30.29	
	28.50	31.42	32.92	33.33
	33.84	34.40	35.09	35.39
	32.07	33.33		
12	Barzola, Umberto S	15 CM-FG	7:02.00	
	33.16	40.19	42.59	43.63
	43.54	43.21	44.95	45.19
	43.53	42.01		

#17 Girls 10&U 200 Yard Free

			2:14.39	10&U AAAAA
			2:21.79	10&U AAAA
			2:29.09	10&U AAA
			2:36.39	10&U AA
			2:40.39	10&U A
			2:40.39	10&U FGJO
			2:58.29	10&U BB
			3:20.19	10&U B
Name	Age	Team	Finals Time	
1 Robertson, Emily R	10	CSSC-FG	2:28.29	AA
			33.38	38.17
			38.84	37.90
2 Bellardi, Nicole A	10	AZFL-FG	2:28.60	AA
			35.00	38.40
			38.49	36.71
3 McCormick, Riley E	10	CSSC-FG	2:29.00	AA
			34.07	39.36
			39.87	35.70
4 Nieto, Bianca G	8	CM-FG	2:36.01	A
			36.11	40.78
			41.15	37.97
5 Ward, Payton A	10	CSSC-FG	2:45.78	BB
			36.55	43.51
			44.10	41.62
6 Palacios, Nicole	10	CSSC-FG	2:46.93	BB
			38.07	43.43
			43.83	41.60
7 Santana, Camila M	10	BMHG-FG	2:47.65	BB
			38.93	43.03
			43.61	42.08
8 Olson, Elisabeth G	10	CSSC-FG	2:48.98	BB
			37.98	44.11
			44.50	42.39
9 Gonzalez, Ana Cecili	10	CM-FG	2:49.13	BB
			36.10	2:07.84
			5.19	
10 Udell, Stephanie R	10	AZFL-FG	2:52.66	BB
			38.78	43.69
			45.25	44.94
11 Bonasera, Kaitlyn R	10	CSSC-FG	3:04.61	B
			43.15	49.65
			48.24	43.57
12 Landron, Teresa M	10	SUN-FG	3:08.27	B
			41.94	51.18
			50.21	44.94
13 Moreno, Sofia	8	CM-FG	3:09.99	B
			38.76	49.05
			49.06	53.12
14 Chacon, Emiliana	8	CM-FG	3:13.08	B
			43.44	49.60
			52.12	47.92
15 Parsotan, Nadia A	10	PST-FG	3:18.91	B
			43.98	50.97
			53.87	50.09
16 Kleiban, Stephanie	8	CM-FG	3:25.21	
			43.03	53.41
			57.92	50.85
17 Jansen, Sophia D	10	SUN-FG	3:31.89	
			43.09	54.41
			59.21	55.18
18 Avila, Alexa	8	BMHG-FG	3:32.04	
			47.79	55.19
			57.49	51.57
---	Olmo, Charlotte	8	CM-FG	NS
---	Armbruster, Kaitlyn I	10	CSSC-FG	NS

#17 Girls 11-12 200 Yard Free

			2:00.89	11-12 AAAAA
			2:06.69	11-12 AAAA
			2:12.39	11-12 AAA
			2:18.19	11-12 AA
			2:22.19	11-12 A
			2:22.19	11-12 FGJO
			2:29.69	11-12 BB
			2:41.19	11-12 B
Name	Age	Team	Finals Time	
1 Ruiz, Jocelyn	12	BMHG-FG	2:08.07	AA
			28.95	32.33
			33.65	33.14
2 Gooding, Adriana	11	AZFL-FG	2:08.47	AA
			28.88	33.47
			34.46	31.66
3 Chambers, Gaby L	12	PST-FG	2:09.46	AA
			29.60	32.94
			33.38	33.54
4 Chambers, Isabella L	11	PST-FG	2:10.25	AA
			29.62	33.33
			34.21	33.09
5 Trodick, Samantha	12	SUN-FG	2:11.29	AA
			30.16	33.13
			34.60	33.40
*6 Kozel, Madison t	12	AZFL-FG	2:11.97	AA
			29.25	34.00
			35.28	33.44
*6 Gonzalez, Milagros	12	BMHG-FG	2:11.97	AA
			29.59	33.99
			34.67	33.72
8 Gonzalez, Chloe	12	MBS-FG	2:13.72	A
			30.31	34.33
			35.25	33.83
9 Schimansky, Sarah A	12	CSSC-FG	2:19.18	FGJO
			31.05	35.35
			36.88	35.90
10 Gomez, Camila	12	MBS-FG	2:20.66	FGJO
			32.00	35.56
			37.25	35.85
11 Smith, Megan R	11	PST-FG	2:23.64	BB
			33.51	36.66
			37.96	35.51
12 Avellaneda, Sofia R	11	SUN-FG	2:24.30	BB
			34.00	37.83
			37.01	35.46
13 Nieto, Antonella	12	CM-FG	2:25.45	BB
			32.53	37.45
			38.32	37.15
14 Candido, Amber L	11	CSSC-FG	2:27.49	BB
			34.21	38.40
			39.92	34.96
15 Shearer, Anabela	11	SUN-FG	2:31.15	B
			34.50	38.49
			39.64	38.52
16 Landron, Victoria A	11	SUN-FG	2:35.67	B
			36.11	39.19
			40.68	39.69
17 Barrios, Sofia	11	CSSC-FG	2:39.09	B
			37.24	41.95
			41.83	38.07
18 Nagy, Ashley J	12	CSSC-FG	2:39.72	B
			37.47	41.57
			41.31	39.37
19 Gonzalez, Nora	12	CM-FG	2:40.12	B
			35.53	40.87
			42.63	41.09



2015 Coral Springs Open Invitational - CSSC - 090515, S#: FGI090515CSSC-B28

Coral Springs Aquatic Complex

Results

(#17 Girls 11-12 200 Yard Free)

20	Tremellen, Alexia N	11 PST-FG	2:40.65	B
	36.99	40.87	43.02	39.77
21	Laplant, Sara E	12 CSSC-FG	2:41.45	
	35.36	41.65	43.04	41.40
22	Juodzevicius, Abigail	12 CM-FG	2:44.44	
	36.94	41.93	43.66	41.91
23	Forgatsch, Alexis A	12 SUN-FG	2:46.31	
	39.36	43.47	43.42	40.06
24	Pinilla, Kelly M	11 CSSC-FG	2:51.11	
	38.16	45.64	47.57	39.74
25	Moya, Lyla N	11 PST-FG	2:51.60	
	37.05	44.44	46.03	44.08
26	Chavarro, Alessia V	11 CSSC-FG	2:55.30	
	38.01	44.28	43.32	49.69
---	Avedisian, Michaela	12 ECAC-FG		NS
---	Echeverria, Alexa M	11 BMHG-FG		NS
---	Dattile, Briana E	11 CSSC-FG		NS
---	Llanos, Rachel	12 PST-FG		NS
---	Kasperski, Anna	12 CSSC-FG		NS

#17 Girls 13-14 200 Yard Free

- 1:55.49 13-14 AAAA**
- 2:00.99 13-14 AAA**
- 2:06.49 13-14 FGJO**
- 2:06.49 13-14 AA**
- 2:11.99 13-14 A**
- 2:22.89 13-14 BB**
- 2:33.89 13-14 B**

Name	Age	Team	Finals Time	
1 Capalbo, Solana B	14	AZFL-FG	2:06.76	A
	29.25	32.26	33.58	31.67
2 Roca, Penelope	13	BMHG-FG	2:07.73	A
	29.87	32.58	33.54	31.74
3 Abovitz, Zoe C	14	AZFL-FG	2:09.05	A
	30.39	33.15	32.57	32.94
4 Deybach, Stephanie	13	MBS-FG	2:11.45	A
	29.89	33.44	34.56	33.56
5 Udell, Olivia F	13	AZFL-FG	2:12.50	BB
	30.88	32.71	34.75	34.16
6 Litman, Samantha K	13	PST-FG	2:12.73	BB
	30.74	33.61	34.45	33.93
7 Szakacs, Lydia C	13	CSSC-FG	2:13.63	BB
	30.39	33.79	35.19	34.26
8 Deskin, Endeara M	13	PST-FG	2:14.02	BB
	29.72	34.12	36.48	33.70

9	Mirabal, Nora	13 AZFL-FG	2:14.06	BB
	29.35	34.32	35.51	34.88
10	Marquis, Sofia	13 PST-FG	2:15.47	BB
	30.59	33.99	35.80	35.09
11	Kleiban, Giselle E	14 CM-FG	2:16.46	BB
	31.03	34.55	35.85	35.03
12	Mason, Julie E	14 CSSC-FG	2:17.19	BB
	30.81	35.37	35.97	35.04
13	Reposa, Olivia	13 CSSC-FG	2:17.83	BB
	30.91	35.32	35.97	35.63
14	Reta, Oriana A	13 MBS-FG	2:20.34	BB
	31.95	35.51	37.05	35.83
15	Hennekens, Grace M	14 PST-FG	2:20.47	BB
	31.07	36.42	36.88	36.10
16	Aguero, Juliette	14 CM-FG	2:20.83	BB
	31.74	36.43	37.10	35.56
17	Amador, Maresa	14 CM-FG	2:28.16	B
	32.59	36.66	39.48	39.43


#17 Girls 15&O 200 Yard Free

Name	Age	Team	Finals Time	
1 Van Den Berg, Danie	19	AZFL-FG	1:55.28	
	27.22	28.93	29.79	29.34
2 Schimansky, Megan	15	CSSC-FG	1:59.42	
	27.67	30.02	31.18	30.55
3 Perez, Maria L	18	BMHG-FG	2:03.46	
	28.69	31.22	31.45	32.10
4 Van Den Berg, Andre	16	AZFL-FG	2:05.61	
	28.26	31.95	33.19	32.21
5 Puia, Emily R	15	CSSC-FG	2:08.86	
	29.59	33.49	33.74	32.04
6 Fajardo, Dominique	15	CSSC-FG	2:09.12	
	28.88	33.35	33.76	33.13
7 Chiarella, Daria A	17	CSSC-FG	2:11.32	
	29.86	33.27	34.26	33.93
8 Barreto, Aleya A	17	AZFL-FG	2:13.26	
	30.16	34.17	34.85	34.08
9 Aponte, Madison E	15	AZFL-FG	2:13.59	
	30.46	33.98	35.15	34.00
10 Suzuki, Luisa A	16	CSSC-FG	2:16.54	
	31.21	34.36	35.49	35.48
11 Ohana, Julia R	16	MBS-FG	2:24.14	
	31.32	36.14	38.62	38.06

#18 Boys 10&U 200 Yard Free

- 2:12.39 10&U AAAA**
- 2:18.69 10&U AAA**
- 2:24.99 10&U AA**
- 2:31.29 10&U A**
- 2:39.39 10&U FGJO**
- 2:50.19 10&U BB**
- 3:09.09 10&U B**

Name	Age	Team	Finals Time	
1 Dulieu, Diego R	10	AZFL-FG	2:22.68	AA
	32.31	37.05	38.10	35.22
2 Ajo, Henry	10	BMHG-FG	2:32.56	FGJO
	34.69	40.15	41.54	36.18
3 Gomez, Lautaro	10	MBS-FG	2:34.01	FGJO
	35.16	40.51	41.18	37.16
4 Armbruster, Tyler K	9	CSSC-FG	2:35.51	FGJO
	34.71	39.61	42.36	38.83
5 Reta, Ethan R	10	MBS-FG	2:35.52	FGJO
	35.86	40.44	41.03	38.19
6 Brezenski, Joshua F	10	PST-FG	2:38.78	FGJO
	33.66	41.08	43.27	40.77
7 Savino, Sebastian M	9	CSSC-FG	2:44.10	BB
	36.97	43.79	44.00	39.34
8 Lobato, Quinn Z	10	BMHG-FG	2:55.61	B
	38.63	46.33	47.56	43.09
9 Bai, Forest	10	CSSC-FG	2:58.61	B
	37.25	45.52	48.49	47.35
10 Connor, Liam J	10	PST-FG	3:04.33	B
	38.94	46.21	50.08	49.10
11 Panoj, Omar	7	BMHG-FG	3:07.55	B
	40.81	48.82	50.28	47.64
12 Rueda, Andy	8	BMHG-FG	3:12.79	
	42.46	49.44	50.18	50.71
13 Shearer, Mateo	9	SUN-FG	3:21.08	
	43.59	53.01	54.12	50.36
---	Robaina, Fabian	9	BMHG-FG	NS
---	Jouault, Samuel	9	CM-FG	NS



2015 Coral Springs Open Invitational - CSSC - 090515, S#: FGI090515CSSC-B28

Coral Springs Aquatic Complex

Results

#18 Boys 11-12 200 Yard Free

1:57.89 11-12 AAAA
 2:03.49 11-12 AAA
 2:09.19 11-12 AA
 2:14.79 11-12 A
 2:18.79 11-12 FGJO
 2:25.99 11-12 BB
 2:37.19 11-12 B

Name	Age	Team	Finals Time
1 Lesage, Lance R	12	PST-FG	2:00.89 AAA
27.05	30.86	31.95	31.03
2 Marrero, Alex	12	BMHG-FG	2:04.48 AA
28.58	31.40	32.70	31.80
3 Lares, Sebastian A	11	AZFL-FG	2:07.38 AA
29.16	32.49	33.20	32.53
4 Alonso, Abraham A	12	BMHG-FG	2:11.70 A
29.81	34.40	34.79	32.70
5 Fontana, Nicolas J	12	BMHG-FG	2:11.72 A
29.96	33.88	35.00	32.88
6 Gonzalez, Brian N	12	CSSC-FG	2:12.18 A
28.99	33.20	35.60	34.39
7 Ferrara, Luc M	12	CSSC-FG	2:13.89 A
30.26	34.10	35.57	33.96
8 Rueda, Ronny B	11	BMHG-FG	2:16.54 FGJO
30.43	34.63	35.82	35.66
9 Perdomo, Steven	12	BMHG-FG	2:21.61 BB
31.83	35.95	38.42	35.41
10 Bonasera, Jason N	12	CSSC-FG	2:26.46 B
34.22	37.01	38.21	37.02
11 Justin, Joshua J	11	PST-FG	2:28.60 B
33.57	38.87	1:16.16	
12 Olson, William P	12	CSSC-FG	2:33.25 B
35.32	39.27	40.76	37.90
13 Mauriello, Bruno	12	CM-FG	2:34.92 B
36.26	39.73	40.87	38.06
14 Alvarez, Alejandro	11	CSSC-FG	2:35.23 B
34.61	41.07	41.59	37.96
15 Brander, Ryan J	11	CSSC-FG	2:38.21
35.80	41.27	41.72	39.42
16 Declet, Andre R	12	PST-FG	2:42.38
34.49	41.33	43.53	43.03
17 Ruf, Justin T	11	CSSC-FG	2:47.25
38.33	42.26	44.14	42.52
18 Grosso, Spence C	12	PST-FG	2:57.71
37.03	45.27	48.61	46.80
--- Fragoso, Luis A	12	BMHG-FG	NS
--- Sam, Michael	11	CM-FG	NS

--- Portillo, Steven 12 CM-FG NS

#18 Boys 13-14 200 Yard Free


1:48.39 13-14 AAAA
 1:53.59 13-14 AAA
 1:58.69 13-14 AA
 2:03.89 13-14 FGJO
 2:03.89 13-14 A
 2:14.19 13-14 BB
 2:24.49 13-14 B

Name	Age	Team	Finals Time
1 Diaz, Jose N	14	AZFL-FG	1:55.82 AA
26.80	29.73	30.19	29.10
2 Deybach, Alex	14	MBS-FG	1:57.50 AA
26.79	30.01	31.11	29.59
3 Hernandez, Kalvin S	14	CSSC-FG	1:58.87 FGJO
26.40	30.02	31.77	30.68
4 Vasquez, Cristian A	14	BMHG-FG	1:59.46 FGJO
28.12	31.20	30.97	29.17
5 Salazar, Luis F	14	BMHG-FG	2:00.47 FGJO
27.32	30.60	31.61	30.94
6 Tortola, Cristian	13	AZFL-FG	2:00.48 FGJO
27.14	31.15	31.90	30.29
7 Perdomo, Joseph M	13	BMHG-FG	2:00.60 FGJO
27.90	30.44	31.50	30.76
8 Meyer, Alexander I	13	CSSC-FG	2:01.12 FGJO
27.71	31.32	31.82	30.27
9 Manrique, Samuel	14	PST-FG	2:02.42 FGJO
27.05	30.78	32.05	32.54
10 Blanco, David A	14	CSSC-FG	2:04.63 BB
27.70	31.97	33.52	31.44
11 Trimble, Gregory E	13	CSSC-FG	2:10.37 BB
29.59	32.93	34.16	33.69
12 Prado, Lorenzo	14	CSSC-FG	2:11.71 BB
29.53	33.13	33.73	35.32
13 Zhang, Mark	13	AZFL-FG	2:11.92 BB
28.47	33.06	35.86	34.53
14 Chin, Cody C	13	CSSC-FG	2:12.13 BB
30.14	34.31	34.79	32.89
15 Zeng, Jimmy	13	BMHG-FG	2:22.06 B
30.84	36.10	38.49	36.63
16 Augier, Lucas	14	CM-FG	2:23.06 B
31.57	35.45	37.96	38.08
17 Orjuela, Maicol E	14	CSSC-FG	2:27.08
31.07	38.58	42.89	34.54
18 Pelaez, Javier	13	PST-FG	2:44.44
34.82	43.15	45.83	40.64
--- Gomez, Bryan	14	CM-FG	NS

--- Escobar, Daniel A 13 PST-FG NS

#18 Boys 15&O 200 Yard Free

Name	Age	Team	Finals Time
1 Acosta, Marcelo	19	AZFL-FG	1:39.41
23.59	25.42	25.38	25.02
2 Lupoli, Franco A	21	AZFL-FG	1:39.66
23.12	25.64	25.79	25.11
3 Alatorre, Fernando	17	AZFL-FG	1:43.65
23.73	25.63	26.65	27.64
4 Bermudez, Miguel	18	UN-01-FG	1:44.96
24.32	26.45	27.05	27.14
5 Diaz, Adan	16	AZFL-FG	1:47.21
24.59	27.41	27.92	27.29
6 Villanueva, Luis	15	UN-01-FG	1:50.81
25.44	28.28	29.03	28.06
7 Perez, Antonio L	18	BMHG-FG	1:51.22
25.29	28.34	28.14	29.45
8 Limon, Mauricio	18	UN-01-FG	1:53.88
25.55	28.76	29.82	29.75
9 Pascual, Jose M	17	UN-03-FG	1:54.33
26.37	28.56	29.57	29.83
10 Darias, Teolio	15	CM-FG	1:55.99
26.26	29.65	30.57	29.51
11 Dworet, Nicholas P	15	CSSC-FG	1:56.07
27.53	29.61	29.04	29.89
12 Cortina, Christopher	15	BMHG-FG	1:56.44
27.08	29.17	30.26	29.93
13 Capalbo, Ivan D	15	AZFL-FG	1:57.27
26.31	29.13	30.90	30.93
14 Avellaneda, Diego M	15	SUN-FG	1:58.65
27.49	30.19	30.16	30.81
15 Yamamoto, Henrique	17	CSSC-FG	1:59.24
27.35	30.27	30.60	31.02
16 Garbutt, David J	15	CSSC-FG	2:02.02
27.22	31.06	32.04	31.70
17 Barzola, Umberto S	15	CM-FG	2:27.06
31.10	37.62	40.94	37.40



2015 Coral Springs Open Invitational - CSSC - 090515, S#: FGI090515CSSC-B28

Coral Springs Aquatic Complex

Results

#19 Girls 10&U 100 Yard Fly

1:10.19 10&U AAAA
 1:15.19 10&U AAA
 1:20.19 10&U AA
 1:25.29 10&U A
 1:27.29 10&U FGJO
 1:40.39 10&U BB
 1:55.49 10&U B

Name	Age	Team	Finals Time	
1 Gonzalez, Melissa	10	BMHG-FG	1:17.30	AA
	36.58	40.72		
2 Robertson, Emily R	10	CSSC-FG	1:20.59	A
	37.63	42.96		
3 Perez, Casey	9	BMHG-FG	1:23.32	A
	37.95	45.37		
4 Anton, Sidney	9	AZFL-FG	1:30.74	BB
	38.25	52.49		
5 Nieto, Bianca G	8	CM-FG	1:30.82	BB
	41.60	49.22		
6 Santana, Camila M	10	BMHG-FG	1:39.51	BB
	44.63	54.88		
--- Armbruster, Kaitlyn I	10	CSSC-FG		NS

#19 Girls 11-12 100 Yard Fly

1:02.09 11-12 AAAA
 1:05.59 11-12 AAA
 1:08.99 11-12 AA
 1:12.49 11-12 A
 1:14.49 11-12 FGJO
 1:19.39 11-12 BB
 1:26.29 11-12 B

Name	Age	Team	Finals Time	
1 Ruiz, Jocelyn	12	BMHG-FG	1:02.29	AAA
	28.64	33.65		
2 Kozel, Madison t	12	AZFL-FG	1:05.09	AAA
	30.56	34.53		
3 Garcia, Giuliaanna	11	CSSC-FG	1:09.53	A
	33.09	36.44		
4 Udell, Caroline M	11	AZFL-FG	1:15.31	BB
	33.64	41.67		
5 Mason, Olivia C	12	CSSC-FG	1:17.63	BB
	34.44	43.19		
6 Ramirez, Isabella	12	PST-FG	1:18.55	BB
	34.44	44.11		
--- Kasperski, Anna	12	CSSC-FG		NS

#19 Girls 13-14 100 Yard Fly

58.29 13-14 AAAA
 1:01.09 13-14 AAA
 1:03.89 13-14 AA
 1:06.59 13-14 FGJO
 1:06.59 13-14 A
 1:12.19 13-14 BB
 1:17.69 13-14 B

Name	Age	Team	Finals Time	
1 Biro, Delaney P	13	CSSC-FG	1:01.39	AA
	28.26	33.13		
2 Beltrano, Gabby J	13	CSSC-FG	1:05.72	FGJO
	30.11	35.61		
3 Deskin, Endeara M	13	PST-FG	1:06.74	BB
	31.38	35.36		
*4 Ruf, Ashley K	14	CSSC-FG	1:08.44	BB
	31.17	37.27		
*4 Abovitz, Zoe C	14	AZFL-FG	1:08.44	BB
	31.84	36.60		
6 Cordoba, Brooke A	13	CSSC-FG	1:08.80	BB
	32.99	35.81		
7 Udell, Olivia F	13	AZFL-FG	1:09.61	BB
	32.88	36.73		
8 Litman, Samantha K	13	PST-FG	1:09.66	BB
	32.52	37.14		
9 Parsons, Camila	13	CSSC-FG	1:10.72	BB
	33.76	36.96		
10 Reposo, Olivia	13	CSSC-FG	1:14.59	B
	34.21	40.38		
11 Botting, Rachel E	13	CSSC-FG	1:14.77	B
	33.49	41.28		
12 Reta, Oriana A	13	MBS-FG	1:15.84	B
	34.70	41.14		

#19 Girls 15&O 100 Yard Fly

Name	Age	Team	Finals Time
1 Ross, Racine E	15	AZFL-FG	58.19
	26.87	31.32	
2 Van Den Berg, Danie	19	AZFL-FG	1:01.26
	29.08	32.18	
3 Fajardo, Dominique	15	CSSC-FG	1:04.02
	29.03	34.99	
4 Chiarella, Daria A	17	CSSC-FG	1:09.47
	32.09	37.38	
5 Garcia, Pamela C	16	BMHG-FG	1:10.93
	32.48	38.45	

6 Ohana, Julia R 16 MBS-FG 1:14.27
 33.88 40.39

#20 Boys 10&U 100 Yard Fly


1:10.09 10&U AAAA
 1:14.99 10&U AAA
 1:19.89 10&U AA
 1:24.79 10&U A
 1:28.79 10&U FGJO
 1:39.39 10&U BB
 1:54.09 10&U B

Name	Age	Team	Finals Time	
1 Echeumuna, Luca A	10	AZFL-FG	1:18.65	AA
	35.85	42.80		
2 Dulieu, Diego R	10	AZFL-FG	1:22.77	A
	37.84	44.93		
3 Brezenski, Joshua F	10	PST-FG	1:23.49	A
	37.97	45.52		
4 Mazola, Daniel	9	BMHG-FG	1:30.93	BB
	42.64	48.29		

#20 Boys 11-12 100 Yard Fly

1:00.19 11-12 AAAA
 1:03.69 11-12 AAA
 1:07.09 11-12 AA
 1:10.59 11-12 A
 1:14.59 11-12 FGJO
 1:17.59 11-12 BB
 1:24.49 11-12 B

Name	Age	Team	Finals Time	
1 Fanjul, Kevin	12	BMHG-FG	1:01.19	AAA
	28.23	32.96		
2 Faria, Henry	12	BMHG-FG	1:07.33	A
	31.88	35.45		
3 Martinez, Anthony	11	BMHG-FG	1:09.18	A
	32.20	36.98		
4 Lares, Sebastian A	11	AZFL-FG	1:10.22	A
	32.56	37.66		
5 Fontana, Nicolas J	12	BMHG-FG	1:13.77	FGJO
	34.46	39.31		
6 Declet, Andre R	12	PST-FG	1:25.74	
	38.93	46.81		



2015 Coral Springs Open Invitational - CSSC - 090515, S#: FGI090515CSSC-B28

Coral Springs Aquatic Complex

Results

#20 Boys 13-14 100 Yard Fly

54.19 13-14 AAAA
 56.79 13-14 AAA
 59.29 13-14 AA
 1:01.89 13-14 FGJO
 1:01.89 13-14 A
 1:07.09 13-14 BB
 1:12.19 13-14 B

Name	Age	Team	Finals Time	
1 Perez, Brayan	14	BMHG-FG	55.70	AAA
	26.28	29.42		
2 Vasquez, Cristian A	14	BMHG-FG	57.39	AA
	27.85	29.54		
3 Diaz, Jose N	14	AZFL-FG	59.17	AA
	27.07	32.10		
4 Salazar, Luis F	14	BMHG-FG	1:01.15	FGJO
	28.66	32.49		
5 Grande, Nicholas D	14	BMHG-FG	1:01.24	FGJO
	27.96	33.28		
6 Deybach, Alex	14	MBS-FG	1:02.60	BB
	28.92	33.68		
7 McCormick, Sam J	13	CSSC-FG	1:04.21	BB
	29.40	34.81		
8 Marks, Connor M	13	CSSC-FG	1:06.59	BB
	31.15	35.44		
9 Savino, Gianni L	14	CSSC-FG	1:06.60	BB
	30.52	36.08		
10 Chin, Cody C	13	CSSC-FG	1:09.05	B
	31.99	37.06		
11 Assael, Alejandro	13	AZFL-FG	1:17.71	
	34.02	43.69		
--- Escobar, Daniel A	13	PST-FG		NS
--- Hernandez, Kalvin S	14	CSSC-FG		NS

#20 Boys 15&O 100 Yard Fly

Name	Age	Team	Finals Time
1 Perez, Jhonny J	17	AZFL-FG	50.61
	23.19	27.42	
2 Diaz, Adan	16	AZFL-FG	52.18
	24.85	27.33	
3 Simisterra, George X	18	UN-01-FG	52.97
	24.44	28.53	
4 Perez, Antonio L	18	BMHG-FG	53.63
	24.39	29.24	
5 Lares, Andres A	15	AZFL-FG	53.72
	25.13	28.59	

6 Acosta, Marcelo	19	AZFL-FG	53.85	
	25.40	28.45		
7 Villanueva, Luis	15	UN-01-FG	54.28	
	25.38	28.90		
8 Mateus, Diego A	15	BMHG-FG	55.24	
	25.81	29.43		
9 Cordovez, Kenny A	15	BMHG-FG	56.16	
	25.65	30.51		
10 Payamps, GianCarlo	17	CSSC-FG	56.21	
	26.36	29.85		
11 Bermudez, Miguel	18	UN-01-FG	57.05	
	27.17	29.88		
12 Darias, Teolio	15	CM-FG	1:03.83	
	28.58	35.25		
13 Alonso, Aaron A	15	BMHG-FG	1:04.14	
	29.46	34.68		
--- Lupoli, Franco A	21	AZFL-FG		NS
--- Limon, Mauricio	18	UN-01-FG		NS

#21 Girls 10&U 100 Yard Breast

1:19.29 10&U AAAA
 1:23.69 10&U AAA
 1:27.99 10&U AA
 1:32.39 10&U A
 1:34.39 10&U FGJO
 1:45.59 10&U BB
 1:58.79 10&U B


Name	Age	Team	Finals Time
1 Botting, Riley E	10	CSSC-FG	1:16.62
	35.66	40.96	
2 McCormick, Riley E	10	CSSC-FG	1:26.68
	41.01	45.67	
3 Collie, Samantha	10	AZFL-FG	1:32.01
	42.96	49.05	
4 Olson, Elisabeth G	10	CSSC-FG	1:38.02
	47.65	50.37	
5 Perez, Casey	9	BMHG-FG	1:38.83
	47.03	51.80	
6 Meyer, Camryn E	8	CSSC-FG	1:43.55
	49.67	53.88	
7 Parsotan, Nadia A	10	PST-FG	1:49.97
	51.36	58.61	
8 Suarez, Rhanía G	8	CSSC-FG	1:54.20
	54.12	1:00.08	
9 Moloney, Maya J	9	CANE-FG	2:00.20
	55.10	1:05.10	
10 Guan, Selina	9	CSSC-FG	2:01.69
	57.63	1:04.06	

11 Lubarsky, Roni	9	CSSC-FG	2:03.50	
	56.13	1:07.37		
--- Montes, Mariana	7	CSSC-FG		DQ
Alternating Kick				
	1:06.53	1:26.63		
--- Sosa Rivero, Helen	8	BMHG-FG		DQ
One hand touch				
	53.90	1:03.93		
--- Mogul, Iris I	8	CANE-FG		NS

#21 Girls 11-12 100 Yard Breast

1:10.99 11-12 AAAA
 1:14.59 11-12 AAA
 1:18.09 11-12 AA
 1:21.69 11-12 A
 1:23.69 11-12 FGJO
 1:28.69 11-12 BB
 1:35.79 11-12 B

Name	Age	Team	Finals Time	
1 Gooding, Adriana	11	AZFL-FG	1:17.76	
	36.48	41.28		
2 Chambers, Gaby L	12	PST-FG	1:19.66	
	36.63	43.03		
3 Laplant, Sara E	12	CSSC-FG	1:28.23	
	42.07	46.16		
4 Nieto, Antonella	12	CM-FG	1:29.55	
	42.38	47.17		
5 Landron, Victoria A	11	SUN-FG	1:30.09	
	43.06	47.03		
6 Gonzalez, Nora	12	CM-FG	1:30.52	
	42.68	47.84		
7 Candido, Amber L	11	CSSC-FG	1:30.90	
	42.41	48.49		
8 Marques, Agatha C	12	CSSC-FG	1:32.88	
	43.62	49.26		
9 Wells, Hailey I	11	CSSC-FG	1:45.23	
	48.63	56.60		
10 Holmes, Willow G	11	CSSC-FG	1:46.73	
	49.99	56.74		
11 Chavarro, Alessia V	11	CSSC-FG	1:50.39	
	50.09	1:00.30		
--- Dattile, Briana E	11	CSSC-FG		NS
--- Avedisian, Michaela	12	ECAC-FG		NS



2015 Coral Springs Open Invitational - CSSC - 090515, S#: FGI090515CSSC-B28

Coral Springs Aquatic Complex

Results

#21 Girls 13-14 100 Yard Breast

1:07.09 13-14 AAAAA
 1:10.29 13-14 AAA
 1:13.49 13-14 AA
 1:16.59 13-14 FGJO
 1:16.59 13-14 A
 1:22.99 13-14 BB
 1:29.39 13-14 B

Name	Age	Team	Finals Time	
1 Fimiano, Gina N	13	PST-FG	1:14.11	FGJO
	35.68	38.43		
2 Jones, Acacia L	14	CSSC-FG	1:14.67	FGJO
	34.96	39.71		
3 Jimenez, Melanie	13	BMHG-FG	1:16.35	FGJO
	35.98	40.37		
4 Capalbo, Solana B	14	AZFL-FG	1:16.95	BB
	37.55	39.40		
5 Szakacs, Lydia C	13	CSSC-FG	1:18.03	BB
	37.13	40.90		
6 Mason, Julie E	14	CSSC-FG	1:18.18	BB
	36.28	41.90		
7 Deybach, Stephanie	13	MBS-FG	1:18.94	BB
	37.24	41.70		
8 Ruf, Ashley K	14	CSSC-FG	1:19.09	BB
	37.65	41.44		
9 Aguero, Juliette	14	CM-FG	1:19.46	BB
	36.94	42.52		
10 Kleiban, Giselle E	14	CM-FG	1:22.58	BB
	39.04	43.54		
11 Viner, Sophia J	14	CSSC-FG	1:22.81	BB
	38.87	43.94		
12 Beltrano, Gabby J	13	CSSC-FG	1:23.02	B
	39.51	43.51		
13 Marquis, Sofia	13	PST-FG	1:24.19	B
	39.06	45.13		
14 Hennekens, Grace M	14	PST-FG	1:25.07	B
	40.51	44.56		
15 D'Souza, Treasure	13	CSSC-FG	1:28.93	B
	42.20	46.73		
16 Lalor, Kayleigh E	13	CSSC-FG	1:36.85	
	45.12	51.73		
--- Conrad, Hayley B	13	CSSC-FG		NS

#21 Girls 15&O 100 Yard Breast

Name	Age	Team	Finals Time
1 Garcia, Pamela C	16	BMHG-FG	1:14.01
	35.67	38.34	

2 Barreto, Aleya A	17	AZFL-FG	1:14.35
	34.95	39.40	
3 Schimansky, Megan	15	CSSC-FG	1:16.79
	36.04	40.75	
4 Suzuki, Luisa A	16	CSSC-FG	1:19.56
	36.70	42.86	
5 Ohana, Julia R	16	MBS-FG	1:24.68
	39.72	44.96	

#22 Boys 10&U 100 Yard Breast

1:18.49 10&U AAAAA
 1:22.39 10&U AAA
 1:26.29 10&U AA
 1:30.19 10&U A
 1:36.19 10&U FGJO
 1:41.99 10&U BB
 1:53.69 10&U B

Name	Age	Team	Finals Time	
1 Suarez, Giancarlo	9	BMHG-FG	1:34.34	FGJO
	44.84	49.50		
2 Roca, Peter	8	BMHG-FG	1:40.05	BB
	47.60	52.45		
3 Casas, Randy	9	BMHG-FG	1:45.48	B
	48.93	56.55		
4 Lozano, Jonathan	8	BMHG-FG	1:51.18	B
	52.28	58.90		
5 Silva, Mateo A	9	CANE-FG	1:53.29	B
	53.54	59.75		

#22 Boys 11-12 100 Yard Breast

1:08.59 11-12 AAAAA
 1:12.19 11-12 AAA
 1:15.79 11-12 AA
 1:19.29 11-12 A
 1:23.29 11-12 FGJO
 1:26.49 11-12 BB
 1:33.59 11-12 B

Name	Age	Team	Finals Time	
1 Betancur, Gianni	12	BMHG-FG	1:17.32	A
	36.26	41.06		
2 Alonso, Abraham A	12	BMHG-FG	1:21.34	FGJO
	38.61	42.73		
3 Rueda, Ronny B	11	BMHG-FG	1:29.39	B
	42.47	46.92		
4 Brander, Ryan J	11	CSSC-FG	1:29.55	B
	42.70	46.85		
5 Mauriello, Bruno	12	CM-FG	1:34.41	
	45.44	48.97		

6 Stouffer, Michael A	11	CSSC-FG	1:46.56	
	49.52	57.04		
--- Frago, Luis A	12	BMHG-FG		NS


#22 Boys 13-14 100 Yard Breast

1:01.99 13-14 AAAAA
 1:04.89 13-14 AAA
 1:07.89 13-14 AA
 1:10.79 13-14 FGJO
 1:10.79 13-14 A
 1:16.69 13-14 BB
 1:22.59 13-14 B

Name	Age	Team	Finals Time	
1 Grande, Nicholas D	14	BMHG-FG	1:09.21	FGJO
	32.95	36.26		
2 Rogatinsky, Andy J	13	PST-FG	1:10.57	FGJO
	32.04	38.53		
3 McCormick, Sam J	13	CSSC-FG	1:11.12	BB
	34.22	36.90		
4 Franzino, Patrick J	13	CSSC-FG	1:14.86	BB
	35.36	39.50		
5 Tortola, Cristian	13	AZFL-FG	1:16.12	BB
	35.62	40.50		
6 Hamilton, Ian D	13	AZFL-FG	1:16.80	B
	37.05	39.75		
7 Irwin, Justin D	14	CSSC-FG	1:17.40	B
	35.85	41.55		
8 Augier, Lucas	14	CM-FG	1:20.40	B
	38.13	42.27		
9 Zeng, Jimmy	13	BMHG-FG	1:25.47	
	40.15	45.32		
10 Parsotan, Veejay S	13	PST-FG	1:30.38	
	40.88	49.50		

#22 Boys 15&O 100 Yard Breast

Name	Age	Team	Finals Time
1 Ossola, Nicolo'	24	UN-01-FG	54.94
	25.30	29.64	
2 Tjon-A-Joe, Raiz G	18	UN-01-FG	55.72
	25.30	30.42	
3 Misquito, Matheus D	20	UN-01-FG	56.03
	26.10	29.93	
4 Diaz, Adan	16	AZFL-FG	58.45
	27.91	30.54	
5 Fajer, Victor	16	AZFL-FG	1:01.44
	28.51	32.93	
6 Alatorre, Fernando	17	AZFL-FG	1:01.68
	28.94	32.74	



2015 Coral Springs Open Invitational - CSSC - 090515, S#: FGI090515CSSC-B28

Coral Springs Aquatic Complex

Results

#22 Boys 15&O 100 Yard Breast

7	Cassie, Brendan P	17 AZFL-FG	1:04.80
	30.24	34.56	
8	Yamamoto, Henrique	17 CSSC-FG	1:06.59
	31.67	34.92	
9	Capalbo, Ivan D	15 AZFL-FG	1:07.06
	31.39	35.67	
10	Darias, Teolio	15 CM-FG	1:07.64
	32.51	35.13	
11	Ferrara, Nico J	15 CSSC-FG	1:08.65
	32.11	36.54	
12	Barzola, Umberto S	15 CM-FG	1:22.14
	38.33	43.81	
13	Serruya, Uri	21 MBS-FG	1:42.13
	47.63	54.50	

#23 Girls 10&U 50 Yard Free

28.09	10&U AAAA
29.29	10&U AAA
30.59	10&U AA
31.89	10&U A
32.89	10&U FGJO
35.69	10&U BB
39.49	10&U B

Name	Age	Team	Finals Time
1 Botting, Riley E	10	CSSC-FG	29.35 AA
2 Robertson, Emily R	10	CSSC-FG	30.62 A
3 Bellardi, Nicole A	10	AZFL-FG	31.14 A
4 McCormick, Riley E	10	CSSC-FG	31.29 A
5 Ward, Payton A	10	CSSC-FG	31.50 A
6 Collie, Samantha	10	AZFL-FG	31.90 FGJO
7 Olson, Elisabeth G	10	CSSC-FG	33.31 BB
8 Gonzalez, Melissa	10	BMHG-FG	33.45 BB
9 Anton, Sidney	9	AZFL-FG	33.77 BB
10 Nieto, Bianca G	8	CM-FG	33.81 BB
11 Echeumuna, Sophia C	9	AZFL-FG	33.98 BB
12 Gonzalez, Ana Cecili	10	CM-FG	34.52 BB
13 Udell, Stephanie R	10	AZFL-FG	35.07 BB
14 Santana, Camila M	10	BMHG-FG	35.42 BB
15 Palacios, Nicole	10	CSSC-FG	36.01 B
16 Moreno, Sofia	8	CM-FG	36.47 B
17 Landron, Teresa M	10	SUN-FG	36.79 B
18 Bonasera, Kaitlyn R	10	CSSC-FG	37.29 B
19 Meyer, Camryn E	8	CSSC-FG	37.54 B
20 Jansen, Sophia D	10	SUN-FG	40.66
21 Suarez, Rhanian G	8	CSSC-FG	40.97
22 Didovic, Kayleigh	8	CSSC-FG	41.11

23	Chacon, Emiliana	8 CM-FG	41.14
24	Kleiban, Stephanie	8 CM-FG	41.78
25	Montes, Mariana	7 CSSC-FG	42.58
26	Parsotan, Nadia A	10 PST-FG	43.07
27	Moloney, Maya J	9 CANE-FG	43.22
28	Lubarsky, Roni	9 CSSC-FG	44.23
29	Avila, Alexa	8 BMHG-FG	44.91
30	Gomez, Melissa A	7 BMHG-FG	45.63
31	Guan, Selina	9 CSSC-FG	45.71
32	Chase, Heidi R	10 PST-FG	45.73
33	Sosa Rivero, Helen	8 BMHG-FG	47.25
34	Duardo, Erika	7 BMHG-FG	48.93
35	Travieso, Linet	9 BMHG-FG	50.98
---	Olmo, Charlotte	8 CM-FG	NS
---	Mogul, Iris I	8 CANE-FG	NS

#23 Girls 11-12 50 Yard Free

25.79	11-12 AAAA
26.99	11-12 AAA
28.19	11-12 AA
29.39	11-12 A
30.39	11-12 FGJO
31.69	11-12 BB
34.09	11-12 B


Name	Age	Team	Finals Time
1 Chambers, Isabella L	11	PST-FG	27.00 AA
2 Trodick, Samantha	12	SUN-FG	27.30 AA
3 Chambers, Gaby L	12	PST-FG	27.38 AA
4 Fowler, Faith E	11	CSSC-FG	27.98 AA
5 Mason, Olivia C	12	CSSC-FG	28.08 AA
6 Gonzalez, Milagros	12	BMHG-FG	28.33 A
7 Gonzalez, Chloe	12	MBS-FG	28.34 A
8 Garcia, Giulianianna	11	CSSC-FG	28.39 A
9 Gomez, Camila	12	MBS-FG	28.69 A
10 Nieto, Antonella	12	CM-FG	29.51 FGJO
11 Schimansky, Sarah A	12	CSSC-FG	29.55 FGJO
12 Smith, Megan R	11	PST-FG	30.19 FGJO
13 Udell, Caroline M	11	AZFL-FG	30.32 FGJO
14 Avellaneda, Sofia R	11	SUN-FG	30.82 BB
15 Nagy, Ashley J	12	CSSC-FG	31.64 BB
16 Candido, Amber L	11	CSSC-FG	31.86 B
17 Marques, Agatha C	12	CSSC-FG	32.03 B
*18 Gonzalez, Nora	12	CM-FG	32.21 B
*18 Barrios, Sofia	11	CSSC-FG	32.21 B
20 Llanos, Rachel	12	PST-FG	32.44 B
21 Forgatsch, Alexis A	12	SUN-FG	32.58 B
22 Tremellen, Alexia N	11	PST-FG	32.77 B
23 Juodzevicius, Abigail	12	CM-FG	32.89 B

24	Moya, Lyla N	11 PST-FG	33.32 B
25	Holmes, Willow G	11 CSSC-FG	34.19
26	Pinilla, Kelly M	11 CSSC-FG	34.27
27	Chavarro, Alessia V	11 CSSC-FG	35.13
28	Dearen, Marli G	12 CSSC-FG	35.92
29	Wells, Hailey I	11 CSSC-FG	36.01
30	McGee, Lily A	12 CSSC-FG	38.56
---	Echeverria, Alexa M	11 BMHG-FG	NS
---	Dattile, Briana E	11 CSSC-FG	NS
---	Kasperski, Anna	12 CSSC-FG	NS

#23 Girls 13-14 50 Yard Free

24.69	13-14 AAAA
25.79	13-14 AAA
26.99	13-14 FGJO
26.99	13-14 AA
28.19	13-14 A
30.49	13-14 BB
32.89	13-14 B

Name	Age	Team	Finals Time
1 Biro, Delaney P	13	CSSC-FG	25.66 AAA
2 Capalbo, Solana B	14	AZFL-FG	25.79 AAA
3 Ruf, Ashley K	14	CSSC-FG	26.86 FGJO
4 Deskin, Endeara M	13	PST-FG	27.63 A
5 Roca, Penelope	13	BMHG-FG	27.77 A
6 Cordoba, Brooke A	13	CSSC-FG	27.79 A
7 Fimiano, Gina N	13	PST-FG	28.09 A
8 Jimenez, Melanie	13	BMHG-FG	28.18 A
9 Abovitz, Zoe C	14	AZFL-FG	28.28 BB
10 Litman, Samantha K	13	PST-FG	28.38 BB
11 Marquis, Sofia	13	PST-FG	28.43 BB
12 Reposo, Olivia	13	CSSC-FG	28.54 BB
13 Szakacs, Lydia C	13	CSSC-FG	28.76 BB
14 Udell, Olivia F	13	AZFL-FG	28.88 BB
15 Kleiban, Giselle E	14	CM-FG	28.93 BB
16 D'Souza, Treasure	13	CSSC-FG	29.10 BB
17 Aguero, Juliette	14	CM-FG	29.16 BB
18 Parsons, Camila	13	CSSC-FG	29.19 BB
19 Reta, Oriana A	13	MBS-FG	29.20 BB
20 Hennekens, Grace M	14	PST-FG	29.28 BB
21 Deybach, Stephanie	13	MBS-FG	29.49 BB
22 Amador, Maresa	14	CM-FG	30.27 BB
23 Viner, Sophia J	14	CSSC-FG	31.20 B
24 Lalor, Kayleigh E	13	CSSC-FG	33.96
---	Weissman, Jenna E	14	CSSC-FG NS
---	Conrad, Hayley B	13	CSSC-FG NS



2015 Coral Springs Open Invitational - CSSC - 090515, S#: FGI090515CSSC-B28

Coral Springs Aquatic Complex

Results

#23 Girls 15&O 50 Yard Free

Name	Age	Team	Finals Time
1 Ross, Racine E	15	AZFL-FG	25.33
2 Fajardo, Dominique	15	CSSC-FG	26.04
3 Van Den Berg, Danie	19	AZFL-FG	26.10
4 Roth, Sam K	17	CSSC-FG	26.39
5 Perez, Maria L	18	BMHG-FG	26.49
6 Puia, Emily R	15	CSSC-FG	26.90
7 Suzuki, Luisa A	16	CSSC-FG	27.75
8 Barreto, Aleya A	17	AZFL-FG	27.84
9 Chiarella, Daria A	17	CSSC-FG	27.85
10 Aponte, Madison E	15	AZFL-FG	27.92
11 Garcia, Pamela C	16	BMHG-FG	28.02
12 Garzon, Laura C	15	PST-FG	29.95
13 Ohana, Julia R	16	MBS-FG	30.20
14 Ciminna, Raquel J	15	CSSC-FG	31.99

#24 Boys 10&U 50 Yard Free

27.79	10&U	AAAA
28.99	10&U	AAA
30.19	10&U	AA
31.39	10&U	A
33.39	10&U	FGJO
34.99	10&U	BB
38.49	10&U	B

Name	Age	Team	Finals Time
1 Echeumuna, Luca A	10	AZFL-FG	28.81 AAA
*2 Brezenski, Joshua F	10	PST-FG	30.62 A
*2 Dulieu, Diego R	10	AZFL-FG	30.62 A
4 Ajo, Henry	10	BMHG-FG	31.77 FGJO
5 Gomez, Lautaro	10	MBS-FG	31.89 FGJO
6 Armbruster, Tyler K	9	CSSC-FG	32.32 FGJO
7 Reta, Ethan R	10	MBS-FG	32.73 FGJO
8 Mazola, Daniel	9	BMHG-FG	33.68 BB
9 Bai, Forest	10	CSSC-FG	35.21 B
10 Lobato, Quinn Z	10	BMHG-FG	35.61 B
11 Roca, Peter	8	BMHG-FG	36.33 B
12 Casas, Randy	9	BMHG-FG	36.44 B
13 Savino, Sebastian M	9	CSSC-FG	37.53 B
14 Lozano, Jonathan	8	BMHG-FG	37.54 B
15 Connor, Liam J	10	PST-FG	38.30 B
16 Panol, Omar	7	BMHG-FG	39.21
17 Gomez, Nohan	8	CM-FG	39.28
18 Rueda, Andy	8	BMHG-FG	39.60
19 Didovic, Nathan	9	CSSC-FG	39.67
20 Ferrara, Roman J	9	CSSC-FG	40.52
21 Shearer, Mateo	9	SUN-FG	42.51

22 Silva, Mateo A	9	CANE-FG	43.76
23 Gonzalez, Enzo	6	BMHG-FG	48.33
--- Robaina, Fabian	9	BMHG-FG	NS
--- Connor, Declan G	9	PST-FG	NS
--- Jouault, Samuel	9	CM-FG	NS
--- Rodriguez, Marco A	6	BMHG-FG	NS
--- Suarez, Giancarlo	9	BMHG-FG	NS

#24 Boys 11-12 50 Yard Free

24.79	11-12	AAAA
25.99	11-12	AAA
27.19	11-12	AA
28.39	11-12	A
29.39	11-12	FGJO
30.69	11-12	BB
33.09	11-12	B

Name	Age	Team	Finals Time
1 Fanjul, Kevin	12	BMHG-FG	25.44 AAA
2 Lesage, Lance R	12	PST-FG	26.03 AA
3 Marrero, Alex	12	BMHG-FG	26.32 AA
4 Gonzalez, Brian N	12	CSSC-FG	27.39 A
5 Betancur, Gianni	12	BMHG-FG	27.61 A
6 Faria, Henry	12	BMHG-FG	27.68 A
7 Alonso, Abraham A	12	BMHG-FG	28.04 A
8 Ferrara, Luc M	12	CSSC-FG	28.22 A
9 Fontana, Nicolas J	12	BMHG-FG	28.51 FGJO
10 Martinez, Anthony	11	BMHG-FG	28.63 FGJO
11 Justin, Joshua J	11	PST-FG	30.00 BB
12 Savino, Fabio A	12	CSSC-FG	30.01 BB
13 Perdomo, Steven	12	BMHG-FG	30.90 B
14 Bonasera, Jason N	12	CSSC-FG	31.06 B
15 Alvarez, Alejandro	11	CSSC-FG	31.74 B
16 Declet, Andre R	12	PST-FG	31.80 B
17 Brander, Ryan J	11	CSSC-FG	32.12 B
18 Olson, William P	12	CSSC-FG	32.85 B
19 Mauriello, Bruno	12	CM-FG	33.51
20 Ruf, Justin T	11	CSSC-FG	34.52
21 Grosso, Spence C	12	PST-FG	34.87
22 Stouffer, Michael A	11	CSSC-FG	39.26
--- Portillo, Steven	12	CM-FG	NS
--- Sam, Michael	11	CM-FG	NS
--- Frago, Luis A	12	BMHG-FG	NS


#24 Boys 13-14 50 Yard Free

22.79	13-14	AAAA
23.89	13-14	AAA
24.89	13-14	AA
25.99	13-14	FGJO
25.99	13-14	A
28.19	13-14	BB
30.39	13-14	B

Name	Age	Team	Finals Time
1 Hernandez, Kalvin S	14	CSSC-FG	23.85 AAA
2 Meyer, Alexander I	13	CSSC-FG	25.16 FGJO
3 Manrique, Samuel	14	PST-FG	25.17 FGJO
4 Blanco, David A	14	CSSC-FG	25.26 FGJO
5 Tortola, Cristian	13	AZFL-FG	25.27 FGJO
6 Deybach, Alex	14	MBS-FG	25.72 FGJO
7 Salazar, Luis F	14	BMHG-FG	25.75 FGJO
8 Vasquez, Cristian A	14	BMHG-FG	25.77 FGJO
9 Zhang, Mark	13	AZFL-FG	25.97 FGJO
10 Rogatinsky, Andy J	13	PST-FG	26.09 BB
11 Prado, Lorenzo	14	CSSC-FG	26.28 BB
12 McCormick, Sam J	13	CSSC-FG	26.30 BB
13 Irwin, Justin D	14	CSSC-FG	26.60 BB
14 Chin, Cody C	13	CSSC-FG	27.91 BB
15 Franzino, Patrick J	13	CSSC-FG	28.09 BB
16 Orjuela, Maicol E	14	CSSC-FG	28.42 B
17 Augier, Lucas	14	CM-FG	28.60 B
18 Trimble, Gregory E	13	CSSC-FG	28.71 B
19 Hamilton, Ian D	13	AZFL-FG	29.54 B
20 Parsotan, Veejay S	13	PST-FG	30.39 B
21 Pelaez, Javier	13	PST-FG	34.29
--- Escobar, Daniel A	13	PST-FG	NS
--- Conrad, Hayden A	14	CSSC-FG	NS
--- Gomez, Bryan	14	CM-FG	NS

#24 Boys 15&O 50 Yard Free

Name	Age	Team	Finals Time
1 Tjon-A-Joe, Raiz G	18	UN-01-FG	20.72
2 Perez, Jhonny J	17	AZFL-FG	20.96
3 Lupoli, Franco A	21	AZFL-FG	21.69
4 Acosta, Marcelo	19	AZFL-FG	22.11
5 Simisterra, George X	18	UN-01-FG	22.13
6 Misquito, Matheus D	20	UN-01-FG	22.29
7 Perez, Antonio L	18	BMHG-FG	22.71
8 Bermudez, Miguel	18	UN-01-FG	23.22
9 Fajer, Victor	16	AZFL-FG	23.58
10 Cordovez, Kenny A	15	BMHG-FG	23.66
*11 Dworet, Nicholas P	15	CSSC-FG	23.74



2015 Coral Springs Open Invitational - CSSC - 090515, S#: FGI090515CSSC-B28

Coral Springs Aquatic Complex

Results

#24 Boys 15&O 50 Yard Free

*11	Darias, Teolio	15 CM-FG	23.74
13	Capalbo, Ivan D	15 AZFL-FG	23.92
14	Mateus, Diego A	15 BMHG-FG	24.17
15	Pascual, Jose M	17 UN-03-FG	24.48
16	Garbutt, David J	15 CSSC-FG	24.70
17	Avellaneda, Diego M	15 SUN-FG	25.23
18	Cortina, Christopher	15 BMHG-FG	25.30
19	Alonso, Aaron A	15 BMHG-FG	25.57
20	Cassie, Brendan P	17 AZFL-FG	25.65
21	Barzola, Umberto S	15 CM-FG	28.37
22	Serruya, Uri	21 MBS-FG	40.00
---	Ossola, Nicolo'	24 UN-01-FG	NS

#25 Girls 11-12 200 Yard Back

2:14.59 11-12 AAAA
 2:20.99 11-12 AAA
 2:27.39 11-12 AA
 2:33.79 11-12 A
 2:37.79 11-12 FGJO
 2:46.69 11-12 BB
 2:59.49 11-12 B

Name	Age	Team	Finals Time
1 Gooding, Adriana	11	AZFL-FG	2:22.23 AA
	34.04	36.23	36.04 35.92
2 Fowler, Faith E	11	CSSC-FG	2:23.19 AA
	34.36	36.42	37.24 35.17
3 Ruiz, Jocelyn	12	BMHG-FG	2:23.77 AA
	33.40	36.71	36.96 36.70
4 Kozel, Madison t	12	AZFL-FG	2:27.43 A
	33.66	37.55	38.71 37.51
5 Shearer, Anabela	11	SUN-FG	2:37.55 FGJO
	36.79	39.61	41.21 39.94
6 Ramirez, Isabella	12	PST-FG	2:39.39 BB
	37.35	40.12	41.56 40.36
7 Gonzalez, Chloe	12	MBS-FG	2:41.06 BB
	38.09	41.15	41.97 39.85
8 Gomez, Camila	12	MBS-FG	2:41.94 BB
	37.51	40.80	43.03 40.60
9 Schimansky, Sarah A	12	CSSC-FG	2:44.32 BB
	37.85	41.78	42.74 41.95
---	Avedisian, Michaela	12 ECAC-FG	NS

#25 Girls 13-14 200 Yard Back

2:06.29 13-14 AAAA
 2:12.29 13-14 AAA
 2:18.29 13-14 AA
 2:24.29 13-14 FGJO
 2:24.29 13-14 A
 2:36.29 13-14 BB
 2:48.39 13-14 B

Name	Age	Team	Finals Time
1 Biro, Delaney P	13	CSSC-FG	2:20.69 FGJO
	33.23	35.65	36.04 35.77
2 Jones, Acacia L	14	CSSC-FG	2:28.59 BB
	35.24	37.86	38.59 36.90
3 Mason, Julie E	14	CSSC-FG	2:30.03 BB
	35.79	38.71	38.62 36.91
4 Abovitz, Zoe C	14	AZFL-FG	2:33.81 BB
	37.23	39.02	39.09 38.47
5 Mirabal, Nora	13	AZFL-FG	2:33.98 BB
	33.99	39.50	40.91 39.58

#25 Girls 15&O 200 Yard Back

Name	Age	Team	Finals Time
1 Schimansky, Megan	15	CSSC-FG	2:10.17
	30.20	33.31	33.71 32.95
2 Perez, Maria L	18	BMHG-FG	2:30.40
	35.20	37.88	38.52 38.80
3 Aponte, Madison E	15	AZFL-FG	2:31.32
	36.18	39.17	39.18 36.79
4 Puia, Emily R	15	CSSC-FG	2:33.46
	35.43	38.72	39.88 39.43

#26 Boys 10&U 200 Yard Back

Name	Age	Team	Finals Time
---	Gomez, Lautaro	10 MBS-FG	DQ
Delay initiating turn			

#26 Boys 11-12 200 Yard Back

2:11.49 11-12 AAAA
 2:17.79 11-12 AAA
 2:23.99 11-12 AA
 2:30.29 11-12 A
 2:38.29 11-12 FGJO
 2:42.79 11-12 BB
 2:55.29 11-12 B

Name	Age	Team	Finals Time
1 Lesage, Lance R	12	PST-FG	2:17.71 AAA
	30.91	34.79	36.37 35.64

2 Lares, Sebastian A	11	AZFL-FG	2:20.42 AA
	32.88	36.69	36.61 34.24
3 Betancur, Gianni	12	BMHG-FG	2:29.05 A
	34.39	37.52	38.90 38.24
4 Perdomo, Steven	12	BMHG-FG	2:35.18 FGJO
	36.24	39.64	40.81 38.49
5 Rueda, Ronny B	11	BMHG-FG	2:44.31 B
	38.42	42.30	42.49 41.10
6 Bonasera, Jason N	12	CSSC-FG	2:49.47 B
	41.15	43.13	43.05 42.14


#26 Boys 13-14 200 Yard Back

1:58.79 13-14 AAAA
 2:04.49 13-14 AAA
 2:10.09 13-14 AA
 2:15.79 13-14 FGJO
 2:15.79 13-14 A
 2:27.09 13-14 BB
 2:38.39 13-14 B

Name	Age	Team	Finals Time
1 Diaz, Jose N	14	AZFL-FG	2:10.60 FGJO
	30.39	32.96	33.96 33.29
2 Perdomo, Joseph M	13	BMHG-FG	2:14.91 FGJO
	31.55	34.18	35.37 33.81
3 Perez, Brayon	14	BMHG-FG	2:20.13 BB
	32.76	36.39	36.63 34.35
4 Marks, Connor M	13	CSSC-FG	2:21.16 BB
	34.03	35.92	36.01 35.20
5 Trimble, Gregory E	13	CSSC-FG	2:28.22 B
	36.40	37.80	37.63 36.39
6 Zeng, Jimmy	13	BMHG-FG	2:33.25 B
	36.02	38.89	40.05 38.29
7 Assael, Alejandro	13	AZFL-FG	2:33.96 B
	36.93	39.85	39.37 37.81

#26 Boys 15&O 200 Yard Back

Name	Age	Team	Finals Time
1 Limon, Mauricio	18	UN-01-FG	1:56.03
	26.86	28.89	30.00 30.28
2 Bermudez, Miguel	18	UN-01-FG	1:56.98
	28.28	29.16	30.31 29.23
3 Lares, Andres A	15	AZFL-FG	1:57.07
	27.49	29.41	29.99 30.18
4 Alatorre, Fernando	17	AZFL-FG	2:00.90
	26.56	29.12	31.36 33.86
5 Payamps, GianCarlo	17	CSSC-FG	2:06.50
	29.81	32.05	32.94 31.70



2015 Coral Springs Open Invitational - CSSC - 090515, S#: FGI090515CSSC-B28

Coral Springs Aquatic Complex

Results

#26 Boys 15&O 200 Yard Back

6	Ferrara, Nico J	15	CSSC-FG	2:16.68
		31.15	34.40	36.17
				34.96

#27 Girls 10&U 50 Yard Back

		32.69	10&U AAAA
		34.39	10&U AAA
		36.19	10&U AA
		37.99	10&U A
		38.99	10&U FGJO
		43.29	10&U BB
		48.59	10&U B

Name	Age	Team	Finals Time	
1 Botting, Riley E	10	CSSC-FG	34.96	AA
2 Robertson, Emily R	10	CSSC-FG	35.90	AA
3 Ward, Payton A	10	CSSC-FG	38.95	FGJO
4 Bellardi, Nicole A	10	AZFL-FG	39.12	BB
5 Gonzalez, Melissa	10	BMHG-FG	39.56	BB
6 Udell, Stephanie R	10	AZFL-FG	39.91	BB
7 Perez, Casey	9	BMHG-FG	40.81	BB
8 Palacios, Nicole	10	CSSC-FG	42.97	BB
9 Echeumuna, Sophia C	9	AZFL-FG	44.01	B
10 Anton, Sidney	9	AZFL-FG	45.02	B
11 Meyer, Camryn E	8	CSSC-FG	45.29	B
12 Bonasera, Kaitlyn R	10	CSSC-FG	46.20	B
13 Gonzalez, Ana Cecili	10	CM-FG	46.97	B
14 Nieto, Bianca G	8	CM-FG	47.11	B
15 Santana, Camila M	10	BMHG-FG	47.12	B
16 Moreno, Sofia	8	CM-FG	47.83	B
17 Moloney, Maya J	9	CANE-FG	47.85	B
18 Suarez, Rhanian G	8	CSSC-FG	49.04	
19 Didovic, Kayleigh	8	CSSC-FG	49.28	
20 Chase, Heidi R	10	PST-FG	51.04	
21 Kleiban, Stephanie	8	CM-FG	52.05	
22 Chacon, Emiliana	8	CM-FG	53.50	
23 Lubarsky, Roni	9	CSSC-FG	54.51	
24 Gomez, Melissa A	7	BMHG-FG	54.79	
25 Sosa Rivero, Helen	8	BMHG-FG	55.04	
26 Avila, Alexa	8	BMHG-FG	58.59	
27 Travieso, Linet	9	BMHG-FG	1:01.03	
--- Collie, Samantha	10	AZFL-FG		DQ
Delay initiating arm pull				
--- Duardo, Erika	7	BMHG-FG		DQ
Delay initiating turn				
--- Guan, Selina	9	CSSC-FG		DQ
Not on back off wall				
--- Olmo, Charlotte	8	CM-FG		NS

---	Mogul, Iris I	8	CANE-FG	NS
---	Armbruster, Kaitlyn I	10	CSSC-FG	NS

#27 Girls 11-12 50 Yard Back

		29.09	11-12 AAAA
		30.49	11-12 AAA
		31.89	11-12 AA
		33.29	11-12 A
		34.29	11-12 FGJO
		36.09	11-12 BB
		38.79	11-12 B

Name	Age	Team	Finals Time	
1 Ruiz, Jocelyn	12	BMHG-FG	30.40	AAA
2 Chambers, Isabella L	11	PST-FG	31.24	AA
3 Garcia, Giuliaana	11	CSSC-FG	33.58	FGJO
4 Gonzalez, Milagros	12	BMHG-FG	34.49	BB
5 Mason, Olivia C	12	CSSC-FG	34.59	BB
6 Pinilla, Kelly M	11	CSSC-FG	36.43	B
7 Udell, Caroline M	11	AZFL-FG	37.11	B
8 Smith, Megan R	11	PST-FG	37.14	B
9 Holmes, Willow G	11	CSSC-FG	37.61	B
10 Nieto, Antonella	12	CM-FG	37.74	B
11 Barrios, Sofia	11	CSSC-FG	37.91	B
12 Tremellen, Alexia N	11	PST-FG	38.11	B
13 Laplant, Sara E	12	CSSC-FG	38.74	B
14 Nagy, Ashley J	12	CSSC-FG	39.15	
15 Juodzevicius, Abigail	12	CM-FG	40.42	
16 Moya, Lyla N	11	PST-FG	41.71	
17 Marques, Agatha C	12	CSSC-FG	42.02	
18 McGee, Lily A	12	CSSC-FG	42.28	
19 Wells, Hailey I	11	CSSC-FG	42.33	
20 Llanos, Rachel	12	PST-FG	44.18	
21 Chavarro, Alessia V	11	CSSC-FG	49.18	
--- Dearen, Marli G	12	CSSC-FG		DQ
Delay initiating arm pull				
--- Echeverria, Alexa M	11	BMHG-FG		NS

#27 Girls 13-14 50 Yard Back

		31.49	13-14 FGJO
--	--	--------------	-------------------

Name	Age	Team	Finals Time
1 Botting, Rachel E	13	CSSC-FG	32.64
2 Mirabal, Nora	13	AZFL-FG	32.79
3 Litman, Samantha K	13	PST-FG	33.62
4 Roca, Penelope	13	BMHG-FG	33.70
5 Fimiano, Gina N	13	PST-FG	34.82
6 Parsons, Camila	13	CSSC-FG	35.37
7 Jimenez, Melanie	13	BMHG-FG	36.19
8 Amador, Maresa	14	CM-FG	38.14

---	Lalor, Kayleigh E	13	CSSC-FG	DQ
Delay initiating arm pull				
---	Weissman, Jenna E	14	CSSC-FG	NS


#27 Girls 15&O 50 Yard Back

Name	Age	Team	Finals Time
1 Schimansky, Megan	15	CSSC-FG	27.90
2 Ross, Racine E	15	AZFL-FG	28.95
3 Aponte, Madison E	15	AZFL-FG	33.02
4 Roth, Sam K	17	CSSC-FG	33.05
5 Van Den Berg, Andre	16	AZFL-FG	33.12
6 Puia, Emily R	15	CSSC-FG	33.13
7 Garzon, Laura C	15	PST-FG	37.36
8 Ciminna, Raquel J	15	CSSC-FG	40.71

#28 Boys 10&U 50 Yard Back

		32.39	10&U AAAA
		34.19	10&U AAA
		35.99	10&U AA
		37.79	10&U A
		39.79	10&U FGJO
		43.19	10&U BB
		48.59	10&U B

Name	Age	Team	Finals Time	
1 Echeumuna, Luca A	10	AZFL-FG	35.22	AA
2 Dulieu, Diego R	10	AZFL-FG	37.12	A
3 Ajo, Henry	10	BMHG-FG	39.14	FGJO
4 Mazola, Daniel	9	BMHG-FG	40.51	BB
5 Armbruster, Tyler K	9	CSSC-FG	41.45	BB
6 Suarez, Giancarlo	9	BMHG-FG	41.82	BB
7 Lozano, Jonathan	8	BMHG-FG	42.21	BB
8 Savino, Sebastian M	9	CSSC-FG	43.20	B
9 Lobato, Quinn Z	10	BMHG-FG	43.26	B
10 Casas, Randy	9	BMHG-FG	43.98	B
11 Bai, Forest	10	CSSC-FG	45.30	B
12 Roca, Peter	8	BMHG-FG	45.96	B
13 Didovic, Nathan	9	CSSC-FG	45.99	B
14 Panol, Omar	7	BMHG-FG	47.21	B
15 Gomez, Nohan	8	CM-FG	48.88	
16 Connor, Liam J	10	PST-FG	50.22	
17 Silva, Mateo A	9	CANE-FG	53.30	
18 Gonzalez, Enzo	6	BMHG-FG	53.39	
19 Ferrara, Roman J	9	CSSC-FG	53.87	
--- Rueda, Andy	8	BMHG-FG		DQ
Not on back off wall				
--- Connor, Declan G	9	PST-FG		NS
--- Jouault, Samuel	9	CM-FG		NS
--- Robaina, Fabian	9	BMHG-FG		NS



2015 Coral Springs Open Invitational - CSSC - 090515, S#: FGI090515CSSC-B28

Coral Springs Aquatic Complex

Results

#28 Boys 10&U 50 Yard Back

--- Rodriguez, Marco A 6 BMHG-FG NS

#28 Boys 11-12 50 Yard Back

28.59 11-12 AAAA

30.09 11-12 AAA

31.59 11-12 AA

33.09 11-12 A

35.09 11-12 FGJO

36.09 11-12 BB

38.99 11-12 B

Name	Age	Team	Finals Time	
1 Lesage, Lance R	12	PST-FG	28.63	AAA
2 Marrero, Alex	12	BMHG-FG	31.18	AA
3 Fanjul, Kevin	12	BMHG-FG	31.38	AA
4 Faria, Henry	12	BMHG-FG	31.48	AA
5 Betancur, Gianni	12	BMHG-FG	32.41	A
6 Martinez, Anthony	11	BMHG-FG	33.03	A
7 Gonzalez, Brian N	12	CSSC-FG	33.14	FGJO
8 Perdomo, Steven	12	BMHG-FG	33.40	FGJO
9 Ferrara, Luc M	12	CSSC-FG	35.10	BB
10 Savino, Fabio A	12	CSSC-FG	36.12	B
11 Justin, Joshua J	11	PST-FG	36.43	B
12 Alvarez, Alejandro	11	CSSC-FG	37.80	B
13 Olson, William P	12	CSSC-FG	38.49	B
14 Ruf, Justin T	11	CSSC-FG	42.56	
15 Grosso, Spence C	12	PST-FG	44.94	
--- Portillo, Steven	12	CM-FG		NS
--- Sam, Michael	11	CM-FG		NS

#28 Boys 13-14 50 Yard Back

29.49 13-14 FGJO

Name	Age	Team	Finals Time	
1 Meyer, Alexander I	13	CSSC-FG	30.19	
2 Irwin, Justin D	14	CSSC-FG	31.03	
3 Franzino, Patrick J	13	CSSC-FG	31.09	
4 Zhang, Mark	13	AZFL-FG	32.74	
5 Savino, Gianni L	14	CSSC-FG	32.78	
6 Assael, Alejandro	13	AZFL-FG	33.14	
7 Hamilton, Ian D	13	AZFL-FG	36.52	
8 Orjuela, Maicol E	14	CSSC-FG	36.94	
9 Parsotan, Veejay S	13	PST-FG	37.87	
10 Pelaez, Javier	13	PST-FG	45.89	
--- Gomez, Bryan	14	CM-FG		NS
--- Conrad, Hayden A	14	CSSC-FG		NS

#28 Boys 15&O 50 Yard Back

Name	Age	Team	Finals Time	
1 Tjon-A-Joe, Raiz G	18	UN-01-FG	25.21	
2 Lares, Andres A	15	AZFL-FG	25.32	
3 Limon, Mauricio	18	UN-01-FG	25.89	
4 Simisterra, George X	18	UN-01-FG	26.03	
5 Cordovez, Kenny A	15	BMHG-FG	27.90	
6 Dworet, Nicholas P	15	CSSC-FG	29.23	
7 Cortina, Christopher	15	BMHG-FG	31.06	
8 Alonso, Aaron A	15	BMHG-FG	31.22	
9 Serruya, Uri	21	MBS-FG	44.24	
--- Garbutt, David J	15	CSSC-FG		DQ
Delay initiating turn				
--- Perez, Jhonny J	17	AZFL-FG		DQ
Head did not break the surface by 15 meters				

#29 Girls 10&U 100 Yard IM

1:10.39 10&U AAAA

1:13.99 10&U AAA

1:17.69 10&U AA

1:21.39 10&U A

1:23.39 10&U FGJO

1:32.39 10&U BB

1:43.39 10&U B

Name	Age	Team	Finals Time	
1 Botting, Riley E	10	CSSC-FG	1:11.95	AAA
	34.65	37.30		
2 McCormick, Riley E	10	CSSC-FG	1:17.02	AA
	35.26	41.76		
3 Ward, Payton A	10	CSSC-FG	1:21.83	FGJO
	39.04	42.79		
4 Gonzalez, Melissa	10	BMHG-FG	1:22.18	FGJO
	38.76	43.42		
5 Bellardi, Nicole A	10	AZFL-FG	1:22.67	FGJO
	38.50	44.17		
6 Collie, Samantha	10	AZFL-FG	1:22.72	FGJO
	41.10	41.62		
7 Perez, Casey	9	BMHG-FG	1:25.74	BB
	40.13	45.61		
8 Anton, Sidney	9	AZFL-FG	1:29.33	BB
	40.75	48.58		
9 Nieto, Bianca G	8	CM-FG	1:29.61	BB
	45.30	44.31		
10 Olson, Elisabeth G	10	CSSC-FG	1:30.44	BB
	43.15	47.29		
11 Udell, Stephanie R	10	AZFL-FG	1:31.07	BB
	42.50	48.57		

12 Palacios, Nicole	10	CSSC-FG	1:31.81	BB
	43.56	48.25		
13 Landron, Teresa M	10	SUN-FG	1:36.93	B
	46.16	50.77		
14 Gonzalez, Ana Cecili	10	CM-FG	1:37.36	B
	49.14	48.22		
15 Moreno, Sofia	8	CM-FG	1:41.39	B
	48.05	53.34		
16 Bonasera, Kaitlyn R	10	CSSC-FG	1:42.28	B
	47.51	54.77		
17 Parsotan, Nadia A	10	PST-FG	1:42.40	B
	48.26	54.14		
18 Jansen, Sophia D	10	SUN-FG	1:43.62	
	47.95	55.67		
19 Chacon, Emiliana	8	CM-FG	1:49.83	
	54.44	55.39		
20 Avila, Alexa	8	BMHG-FG	1:52.95	
	54.40	58.55		
21 Moloney, Maya J	9	CANE-FG	1:59.54	
	1:01.89	57.65		
22 Kleiban, Stephanie	8	CM-FG	2:00.39	
	55.37	1:05.02		
--- Echeumuna, Sophia C	9	AZFL-FG		DQ
Not towards breast off wall - breast				
	44.11	49.92		
--- Chase, Heidi R	10	PST-FG		DQ
Alternating Kick - fly				
	53.91	1:11.69		
--- Olmo, Charlotte	8	CM-FG		NS
--- Armbruster, Kaitlyn I	10	CSSC-FG		NS
--- Mogul, Iris I	8	CANE-FG		NS

#29 Girls 11-12 100 Yard IM

1:03.99 11-12 AAAA

1:06.99 11-12 AAA

1:10.09 11-12 AA


1:13.09 11-12 A

1:15.09 11-12 FGJO

1:19.19 11-12 BB

1:25.29 11-12 B

Name	Age	Team	Finals Time	
1 Gooding, Adriana	11	AZFL-FG	1:06.94	AAA
	30.01	36.93		
2 Chambers, Isabella L	11	PST-FG	1:09.13	AA
	33.09	36.04		
3 Trodick, Samantha	12	SUN-FG	1:09.14	AA
	32.98	36.16		



2015 Coral Springs Open Invitational - CSSC - 090515, S#: FGI090515CSSC-B28

Coral Springs Aquatic Complex

Results

(#29 Girls 11-12 100 Yard IM)

4	Kozel, Madison t	12 AZFL-FG	1:09.23	AA
	32.24	36.99		
5	Mason, Olivia C	12 CSSC-FG	1:12.46	A
	33.42	39.04		
6	Gonzalez, Milagros	12 BMHG-FG	1:13.35	FGJO
	34.00	39.35		
7	Ramirez, Isabella	12 PST-FG	1:16.67	BB
	33.27	43.40		
8	Udell, Caroline M	11 AZFL-FG	1:17.97	BB
	34.83	43.14		
9	Smith, Megan R	11 PST-FG	1:19.12	BB
	38.10	41.02		
10	Shearer, Anabela	11 SUN-FG	1:20.58	B
	35.82	44.76		
11	Schimansky, Sarah A	12 CSSC-FG	1:20.81	B
	37.90	42.91		
12	Nieto, Antonella	12 CM-FG	1:21.14	B
	38.69	42.45		
13	Avellaneda, Sofia R	11 SUN-FG	1:21.50	B
	36.23	45.27		
14	Laplant, Sara E	12 CSSC-FG	1:21.59	B
	39.40	42.19		
15	Gonzalez, Nora	12 CM-FG	1:22.49	B
	41.00	41.49		
16	Barrios, Sofia	11 CSSC-FG	1:24.44	B
	37.64	46.80		
17	Nagy, Ashley J	12 CSSC-FG	1:25.01	B
	39.93	45.08		
18	Tremellen, Alexia N	11 PST-FG	1:26.81	
	39.25	47.56		
19	Forgatsch, Alexis A	12 SUN-FG	1:27.85	
	40.60	47.25		
20	Juodzevicius, Abigail	12 CM-FG	1:29.93	
	42.87	47.06		
21	Holmes, Willow G	11 CSSC-FG	1:30.74	
	41.92	48.82		
22	Llanos, Rachel	12 PST-FG	1:30.77	
	41.74	49.03		
23	Wells, Hailey I	11 CSSC-FG	1:31.42	
	43.33	48.09		
24	Pinilla, Kelly M	11 CSSC-FG	1:31.67	
	39.62	52.05		
25	Moya, Lyla N	11 PST-FG	1:31.79	
	42.57	49.22		

---	Landron, Victoria A	11 SUN-FG		DQ
	Alternating Kick - fly			
	41.37	45.80		

---	Avedisian, Michaela	12 ECAC-FG		NS
---	Kasperski, Anna	12 CSSC-FG		NS
---	Dattile, Briana E	11 CSSC-FG		NS
---	Echeverria, Alexa M	11 BMHG-FG		NS

#29 Girls 13-14 100 Yard IM

Name	Age	Team	Finals Time
1	Capalbo, Solana B	14 AZFL-FG	1:06.47
	31.64	34.83	
2	Botting, Rachel E	13 CSSC-FG	1:06.91
	33.33	33.58	
3	Jones, Acacia L	14 CSSC-FG	1:08.14
	32.18	35.96	
4	Beltrano, Gabby J	13 CSSC-FG	1:09.30
	30.95	38.35	
5	Cordoba, Brooke A	13 CSSC-FG	1:10.53
	33.59	36.94	
6	Mason, Julie E	14 CSSC-FG	1:10.67
	32.93	37.74	
7	Mirabal, Nora	13 AZFL-FG	1:10.85
	32.83	38.02	
8	Deskin, Endeara M	13 PST-FG	1:11.28
	32.33	38.95	
9	Szakaacs, Lydia C	13 CSSC-FG	1:11.70
	34.03	37.67	
10	Deybach, Stephe	13 MBS-FG	1:11.88
	34.85	37.03	
11	Udell, Olivia F	13 AZFL-FG	1:12.27
	34.14	38.13	
12	Fimiano, Gina N	13 PST-FG	1:12.38
	36.01	36.37	
13	Kleiban, Giselle E	14 CM-FG	1:12.60
	34.23	38.37	
14	Roca, Penelope	13 BMHG-FG	1:13.36
	33.37	39.99	
15	Reposa, Olivia	13 CSSC-FG	1:13.40
	33.43	39.97	
*16	Reta, Oriana A	13 MBS-FG	1:14.25
	34.01	40.24	
*16	Aguero, Juliette	14 CM-FG	1:14.25
	35.98	38.27	
18	Hennekens, Grace M	14 PST-FG	1:14.29
	35.25	39.04	
19	D'Souza, Treasure	13 CSSC-FG	1:16.16
	34.05	42.11	

20	Viner, Sophia J	14 CSSC-FG	1:21.45
	39.83	41.62	
---	Weissman, Jenna E	14 CSSC-FG	NS
---	Conrad, Hayley B	13 CSSC-FG	NS


#29 Girls 15&O 100 Yard IM

Name	Age	Team	Finals Time
1	Ross, Racine E	15 AZFL-FG	1:03.04
	28.10	34.94	
2	Fajardo, Dominique	15 CSSC-FG	1:04.33
	29.16	35.17	
3	Perez, Maria L	18 BMHG-FG	1:08.12
	32.23	35.89	
4	Barreto, Aleya A	17 AZFL-FG	1:08.78
	31.70	37.08	
5	Chiarella, Daria A	17 CSSC-FG	1:09.39
	31.91	37.48	
6	Garcia, Pamela C	16 BMHG-FG	1:11.20
	34.21	36.99	
7	Suzuki, Luisa A	16 CSSC-FG	1:12.72
	34.60	38.12	
8	Van Den Berg, Andre	16 AZFL-FG	1:12.81
	33.24	39.57	
9	Garzon, Laura C	15 PST-FG	1:24.17
	37.97	46.20	
10	Ciminna, Raquel J	15 CSSC-FG	1:30.25
	41.27	48.98	

#30 Boys 10&U 100 Yard IM

			1:10.29 10&U AAAA
			1:13.69 10&U AAA
			1:16.99 10&U AA
			1:20.39 10&U A
			1:24.39 10&U FGJO
			1:30.39 10&U BB
			1:40.39 10&U B
Name	Age	Team	Finals Time

1	Echeumuna, Luca A	10 AZFL-FG	1:14.67	AA
	35.12	39.55		
2	Suarez, Giancarlo	9 BMHG-FG	1:24.82	BB
	42.50	42.32		
3	Ajo, Henry	10 BMHG-FG	1:25.52	BB
	40.23	45.29		
4	Armbruster, Tyler K	9 CSSC-FG	1:26.41	BB
	40.85	45.56		
5	Mazola, Daniel	9 BMHG-FG	1:26.95	BB
	40.66	46.29		



2015 Coral Springs Open Invitational - CSSC - 090515, S#: FGI090515CSSC-B28

Coral Springs Aquatic Complex

Results

(#30 Boys 10&U 100 Yard IM)

6	Reta, Ethan R	10 MBS-FG	1:29.05	BB
	44.64	44.41		
7	Brezenski, Joshua F	10 PST-FG	1:29.17	BB
	39.90	49.27		
8	Savino, Sebastian M	9 CSSC-FG	1:31.19	B
	41.56	49.63		
9	Roca, Peter	8 BMHG-FG	1:32.17	B
	46.10	46.07		
10	Lozano, Jonathan	8 BMHG-FG	1:33.62	B
	43.24	50.38		
11	Bai, Forest	10 CSSC-FG	1:34.61	B
	45.82	48.79		
12	Casas, Randy	9 BMHG-FG	1:36.58	B
	46.20	50.38		
13	Panol, Omar	7 BMHG-FG	1:41.57	
	48.06	53.51		
14	Connor, Liam J	10 PST-FG	1:46.22	
	49.02	57.20		
15	Shearer, Mateo	9 SUN-FG	1:50.19	
	53.52	56.67		
16	Rueda, Andy	8 BMHG-FG	2:00.11	
	59.67	1:00.44		
---	Silva, Mateo A	9 CANE-FG		DQ
	Not on back off wall - back			
	54.24	58.10		
---	Lobato, Quinn Z	10 BMHG-FG		DQ
	One hand touch - fly			
	46.42	52.14		
---	Connor, Declan G	9 PST-FG		NS
---	Jouault, Samuel	9 CM-FG		NS

#30 Boys 11-12 100 Yard IM

1:01.99 11-12 AAAAA
1:05.09 11-12 AAA
1:08.09 11-12 AA
1:11.09 11-12 A
1:13.09 11-12 FGJO
1:17.19 11-12 BB
1:23.19 11-12 B


Name	Age	Team	Finals Time
1 Lares, Sebastian A	11	AZFL-FG	1:07.57 AA
	31.46	36.11	
2 Marrero, Alex	12	BMHG-FG	1:09.17 A
	31.17	38.00	
3 Faria, Henry	12	BMHG-FG	1:09.73 A
	32.27	37.46	

4	Alonso, Abraham A	12 BMHG-FG	1:11.07	A
	34.22	36.85		
5	Martinez, Anthony	11 BMHG-FG	1:11.88	FGJO
	32.07	39.81		
6	Fontana, Nicolas J	12 BMHG-FG	1:13.94	BB
	33.61	40.33		
7	Rueda, Ronny B	11 BMHG-FG	1:14.95	BB
	35.08	39.87		
8	Bonasera, Jason N	12 CSSC-FG	1:19.98	B
	37.45	42.53		
9	Savino, Fabio A	12 CSSC-FG	1:20.98	B
	37.03	43.95		
10	Deplet, Andre R	12 PST-FG	1:21.31	B
	38.64	42.67		
11	Justin, Joshua J	11 PST-FG	1:22.11	B
	38.16	43.95		
12	Brander, Ryan J	11 CSSC-FG	1:22.69	B
	40.53	42.16		
13	Olson, William P	12 CSSC-FG	1:22.75	B
	38.10	44.65		
14	Alvarez, Alejandro	11 CSSC-FG	1:24.19	
	38.72	45.47		
15	Mauriello, Bruno	12 CM-FG	1:28.14	
	42.64	45.50		
16	Ruf, Justin T	11 CSSC-FG	1:30.31	
	43.49	46.82		
---	Grosso, Spence C	12 PST-FG		DQ
	Not on back off wall - back			
	41.60	54.88		
---	Sam, Michael	11 CM-FG		NS
---	Portillo, Steven	12 CM-FG		NS
---	Fragoso, Luis A	12 BMHG-FG		NS

#30 Boys 13-14 100 Yard IM

Name	Age	Team	Finals Time
1 Diaz, Jose N	14	AZFL-FG	1:01.42
	28.00	33.42	
2 Perez, Brayon	14	BMHG-FG	1:02.61
	28.33	34.28	
3 Grande, Nicholas D	14	BMHG-FG	1:02.81
	29.76	33.05	
4 Hernandez, Kalvin S	14	CSSC-FG	1:03.30
	28.67	34.63	
5 Manrique, Samuel	14	PST-FG	1:04.23
	29.93	34.30	
6 Salazar, Luis F	14	BMHG-FG	1:04.26
	29.59	34.67	

7	McCormick, Sam J	13 CSSC-FG	1:04.60
	30.05	34.55	
8	Deybach, Alex	14 MBS-FG	1:04.68
	29.99	34.69	
9	Rogatinsky, Andy J	13 PST-FG	1:04.92
	30.36	34.56	
*10	Savino, Gianni L	14 CSSC-FG	1:05.05
	32.55	32.50	
*10	Meyer, Alexander I	13 CSSC-FG	1:05.05
	30.78	34.27	
12	Perdomo, Joseph M	13 BMHG-FG	1:05.16
	30.84	34.32	
13	Irwin, Justin D	14 CSSC-FG	1:05.39
	31.22	34.17	
14	Franzino, Patrick J	13 CSSC-FG	1:06.50
	30.88	35.62	
15	Vasquez, Cristian A	14 BMHG-FG	1:06.85
	30.64	36.21	
16	Blanco, David A	14 CSSC-FG	1:07.35
	30.33	37.02	
17	Zhang, Mark	13 AZFL-FG	1:08.91
	32.88	36.03	
18	Marks, Connor M	13 CSSC-FG	1:09.81
	31.71	38.10	
19	Prado, Lorenzo	14 CSSC-FG	1:09.85
	32.55	37.30	
20	Chin, Cody C	13 CSSC-FG	1:11.46
	32.08	39.38	
21	Trimble, Gregory E	13 CSSC-FG	1:11.71
	33.40	38.31	
22	Assael, Alejandro	13 AZFL-FG	1:12.70
	34.07	38.63	
23	Hamilton, Ian D	13 AZFL-FG	1:13.75
	35.83	37.92	
24	Augier, Lucas	14 CM-FG	1:14.75
	36.77	37.98	
25	Zeng, Jimmy	13 BMHG-FG	1:15.65
	35.76	39.89	
26	Parsotan, Veejay S	13 PST-FG	1:19.92
	37.24	42.68	
27	Pelaez, Javier	13 PST-FG	1:34.96
	48.37	46.59	
---	Escobar, Daniel A	13 PST-FG	NS
---	Conrad, Hayden A	14 CSSC-FG	NS



2015 Coral Springs Open Invitational - CSSC - 090515, S#: FGI090515CSSC-B28

Coral Springs Aquatic Complex

Results

#30 Boys 15&O 100 Yard IM

Name	Age	Team	Finals Time
1 Ossola, Nicolo'	24	UN-01-FG	51.63
	25.15	26.48	
2 Tjon-A-Joe, Raiz G	18	UN-01-FG	51.69
	23.69	28.00	
3 Misquito, Matheus D	20	UN-01-FG	55.16
	26.51	28.65	
4 Lupoli, Franco A	21	AZFL-FG	57.00
	25.25	31.75	
5 Villanueva, Luis	15	UN-01-FG	57.44
	26.25	31.19	
6 Pascual, Jose M	17	UN-03-FG	57.81
	26.83	30.98	
7 Lares, Andres A	15	AZFL-FG	58.73
	25.92	32.81	
8 Payamps, GianCarlo	17	CSSC-FG	59.17
	26.11	33.06	
9 Simisterra, George X	18	UN-01-FG	59.39
	26.38	33.01	
10 Fajer, Victor	16	AZFL-FG	1:00.05
	27.55	32.50	
11 Ferrara, Nico J	15	CSSC-FG	1:00.23
	27.53	32.70	
12 Yamamoto, Henrique	17	CSSC-FG	1:00.78
	28.42	32.36	
13 Capalbo, Ivan D	15	AZFL-FG	1:00.98
	28.91	32.07	
14 Darias, Teolio	15	CM-FG	1:01.96
	29.33	32.63	
15 Cassie, Brendan P	17	AZFL-FG	1:03.85
	30.48	33.37	
16 Cortina, Christopher	15	BMHG-FG	1:04.52
	30.74	33.78	
17 Garbutt, David J	15	CSSC-FG	1:05.30
	29.46	35.84	
18 Avellaneda, Diego M	15	SUN-FG	1:05.54
	31.24	34.30	
19 Alonso, Aaron A	15	BMHG-FG	1:07.37
	30.50	36.87	
20 Barzola, Umberto S	15	CM-FG	1:15.37
	36.47	38.90	
21 Serruya, Uri	21	MBS-FG	1:36.18
	46.76	49.42	

#31 Girls 11-12 400 Yard IM

Name	Age	Team	Finals Time
			4:51.49 11-12 AAAA
			5:05.29 11-12 AAA
			5:19.19 11-12 AA
			5:33.09 11-12 A
			5:41.09 11-12 FGJO
			6:00.89 11-12 BB
			6:28.59 11-12 B
Name	Age	Team	Finals Time
1 Garcia, Giulianna	11	CSSC-FG	5:14.51 AA
	34.00	38.43	42.13 40.03
	44.21	44.31	36.47 34.93
2 Chambers, Gaby L	12	PST-FG	5:18.81 AA
	35.08	41.34	40.67 39.86
	45.49	46.22	36.08 34.07
3 Trodick, Samantha	12	SUN-FG	5:22.13 A
	34.73	43.78	41.65 39.24
	46.00	46.43	37.08 33.22
4 Fowler, Faith E	11	CSSC-FG	5:22.30 A
	36.53	44.13	40.75 39.11
	46.69	47.69	36.37 31.03
5 Candido, Amber L	11	CSSC-FG	6:00.49 BB
	41.75	48.97	47.72 46.18
	50.48	48.76	39.62 37.01

#31 Girls 13-14 400 Yard IM

			4:36.39 13-14 AAAA
			4:49.59 13-14 AAA
			5:02.69 13-14 AA
			5:15.89 13-14 FGJO
			5:15.89 13-14 A
			5:42.19 13-14 BB
			6:08.49 13-14 B
Name	Age	Team	Finals Time
1 Jimenez, Melanie	13	BMHG-FG	5:11.26 FGJO
	31.68	39.83	41.16 40.61
	43.33	43.42	35.99 35.24
2 Marquis, Sofia	13	PST-FG	5:37.84 BB
	35.56	43.17	41.63 42.05
	49.63	50.03	37.98 37.79

#31 Girls 15&O 400 Yard IM

Name	Age	Team	Finals Time
1 Van Den Berg, Danie	19	AZFL-FG	4:35.51
	30.01	33.55	35.80 35.75
	38.92	39.84	31.50 30.14

2 Schimansky, Megan	15	CSSC-FG	4:47.60
	30.15	35.28	35.11 33.99
	44.05	44.35	33.14 31.53

#32 Boys 11-12 400 Yard IM


			4:45.09 11-12 AAAA
			4:58.69 11-12 AAA
			5:12.19 11-12 AA
			5:25.79 11-12 A
			5:41.79 11-12 FGJO
			5:52.99 11-12 BB
			6:20.09 11-12 B

Name	Age	Team	Finals Time
1 Gonzalez, Brian N	12	CSSC-FG	5:20.78 A
	33.56	39.73	40.71 39.64
	48.66	47.98	36.18 34.32
2 Ferrara, Luc M	12	CSSC-FG	5:24.56 A
	34.52	43.31	40.98 41.44
	46.13	48.07	35.58 34.53

#32 Boys 13-14 400 Yard IM

			4:18.69 13-14 AAAA
			4:31.09 13-14 AAA
			4:43.39 13-14 AA
			4:55.69 13-14 FGJO
			4:55.69 13-14 A
			5:20.29 13-14 BB
			5:44.99 13-14 B

Name	Age	Team	Finals Time
1 Grande, Nicholas D	14	BMHG-FG	4:49.72 FGJO
	28.84	35.90	40.63 37.47
	39.95	40.88	34.54 31.51
2 Tortola, Cristian	13	AZFL-FG	4:52.46 FGJO
	30.76	37.77	39.87 37.71
	42.27	42.37	32.03 29.68
3 Perdomo, Joseph M	13	BMHG-FG	4:53.73 FGJO
	31.40	36.67	37.64 36.75
	44.57	44.39	32.20 30.11
4 Manrique, Samuel	14	PST-FG	5:08.72 BB
	31.89	39.30	39.19 40.30
	42.65	46.26	34.26 34.87
---			DQ
--- Rogatinsky, Andy J 13 PST-FG			
Non-simultaneous touch - fly			
	32.84	39.54	41.39 41.76
	40.75	42.38	37.03 34.59



2015 Coral Springs Open Invitational - CSSC - 090515, S#: FGI090515CSSC-B28

Coral Springs Aquatic Complex

Results

#32 Boys 15&O 400 Yard IM

	Name	Age	Team	Finals Time	
1	Acosta, Marcelo	19	AZFL-FG	4:07.58	
	26.13		30.49	32.01	31.26
	36.33		38.34	27.59	25.43
2	Alatorre, Fernando	17	AZFL-FG	4:19.98	
	25.64		30.08	33.24	34.87
	37.55		38.31	30.32	29.97
3	Villanueva, Luis	15	UN-01-FG	4:26.18	
	27.61		30.72	35.09	33.82
	37.15		38.75	32.03	31.01
4	Perez, Antonio L	18	BMHG-FG	4:28.92	
	25.92		30.60	36.11	34.75
	38.22		40.15	33.01	30.16
5	Mateus, Diego A	15	BMHG-FG	4:37.68	
	26.66		31.60	36.85	37.51
	40.13		40.87	32.94	31.12
6	Avellaneda, Diego M	15	SUN-FG	4:53.50	
	31.32		35.34	40.06	38.22
	41.71		41.79	33.47	31.59

