

2015 FG Senior Championships-CSSC-071715, Sanction #: 072415FGSR-4610

Coral Springs Aquatic Complex

Results

#1 Girls 200 Meter Free Relay

FGC Open Rec: 1:46.83 2007 Area Tallahassee Aquatic
Abbie King, Jessie Carr, Lauren Brick, Carrie Rent

FGC Record: 1:47.10 2013 Saint Andrew's Swimming
Brenna Ruth, Tasija Karosas, Caroline Nava, Megan

Team	Relay	Finals Time	
1 GRSC-FG	B	1:49.75	40.0
Egorova, Anya 17	Urquidi, Nicole P 17		
Fertel, Kelly A 17	Santander, Andrea E 13		
26.84	27.89	27.63	27.39
2 TPA-FL	A	1:49.77	34.0
Maiocco, Claire O 16	Olivardia, Grace A 15		
White, Caroline I 17	English, Isabella M 16		
27.16	27.71	27.32	27.58
3 MS-FG	A	1:49.80	32.0
Morgan, Dorothy L 18	Valls, Anna C 19		
Kalandiak, Alexa S 19	Valls, Kyla S 16		
27.36	27.94	27.58	26.92
4 BRST-FG	B	1:50.72	30.0
Harrington, Kelly M 17	Dodge, Katelyn M 21		
Crino, Rachel P 21	Roper, Hannah J 20		
28.05	27.48	27.26	27.93
5 SFTL-FG	A	1:51.12	28.0
Lincoln, Emma I 19	Zubero, Elizabeth J 17		
Kopas, Allison M 16	Meadows, Morgan L 16		
27.65	28.09	27.32	28.06
6 POMP-FG	A	1:51.22	26.0
Westbrook, Fatimah D 16	Miyamoto, Victoria C 15		
Gest, Kelly E 16	Sizemore, Sloan M 15		
28.03	27.69	28.38	27.12
7 ACE-FG	A	1:51.31	24.0
Panzarino, Sydney L 19	Deveny, Courtney A 19		
Shows, Jordan G 19	Munion, Brooke 20		
27.69	28.81	27.27	27.54
8 SOFL-FG	A	1:52.43	22.0
Heron, Kelley E 15	Marinhoiro, Marcella M 20		
Marinhoiro, Melissa M 18	Golding, Kathleen A 14		
28.71	27.79	28.55	27.38
9 ECAC-FG	A	1:53.34	18.0
Jung, Cybele P 16	Temperino, Eriana L 14		
Cummings, Madison M 14	Cabral, Kodi M 16		
27.66	27.68	29.04	28.96
10 MACM-FG	A	1:54.35	14.0
Robles, Carla A 20	Noya, Arianna 18		
Rubiano, Alexandra M 16	Bedard-Khalid, Cloe 16		
28.12	27.73	28.87	29.63

11 CSSC-FG	A	1:55.08	12.0
Wilkerson, Rebecca M 18	Sauer, Lindsey N 18		
Campo, Stephanie 17	Gautieri, Nicole R 18		
29.14	29.06	28.46	28.42
12 GRSC-FG	A	1:55.52	10.0
Sanchez, Namilla S 17	Ellis, Brooke N 16		
Mancilla, Alicia 15	Posso, Nastassja 17		
28.47	28.24	29.07	29.74
13 BRST-FG	A	1:55.77	8.0
Conoscenti, Laura 19	Yribarren, Alexis B 16		
Creighton, Kaley C 17	Morales, Frances R 16		
29.03	28.81	28.71	29.22
14 PAQ-FG	A	1:56.85	6.0
Grabenhorst, Bailey R 19	Lanoe, Talisa E 20		
Crouse, Ashley E 15	Warren, Bailey K 16		
28.91	28.45	30.33	29.16
15 MS-FG	B	1:56.95	4.0
Cordes, Hannah Q 15	Sanchez, Paloma 15		
Grussmark, Camryn J 16	Giordano, Sophia M 16		
28.87	28.42	59.66	
16 NPB-FG	A	1:57.02	2.0
Baldari, Alessandra T 15	Sipowski, Shayne N 16		
Rubin, Acadia C 15	Leininger, Tara T 15		
27.94	29.29	30.34	29.45
17 SOFL-FG	B	1:57.34	
Swanson, Carly A 17	Herman, Kylie F 18		
Katcher, Olivia E 19	Rodriguez, Jessica 16		
29.75	29.29	28.50	29.80
18 WOW-FG	A	1:57.35	
Trieschmann, Hannah C 15	Smith, Erika L 17		
Ibarrola, Ana M 15	Phillips, Lacy F 17		
28.85	29.70	29.29	29.51
19 JDST-FG	A	1:57.54	
Pearce, Amber K 17	Choy, Francesca C 16		
Battles, Rebecca T 17	Earle, Kaitlyn M 15		
28.71	28.44	30.14	30.25
20 MCA-FG	A	1:58.30	
Proctor, Erin M 17	Parrilli, Margot R 14		
Fejzuli, Dorian M 14	Lacusky, Sara M 18		
30.38	29.79	29.94	28.19
21 TPA-FL	B	1:59.15	
Heidish, Summer P 15	Gasner, Kaitlin J 15		
Coyne, Ally M 18	Carpenter, Anna C 15		
29.04	29.80	30.37	29.94
22 MACM-FG	B	2:01.19	
Talamo, Julia 16	Roque, Angelina 15		
Barral, Ann M 17	Sequera, Stephanie C 15		
29.96	30.44	30.84	29.95


23 WASC-FG	A	2:01.67	
Moss, Faith E 19	McReed, Osianna L 18		
Sykes, Caysi N 22	Wood, Amanda J 16		
28.89	28.73	31.19	32.86
24 JDST-FG	B	2:08.21	
Delgado, Davina I 15	Johnson, Ava R 15		
Crookes, Shelby M 15	Hassler, Sophie M 15		
32.00	31.95	32.67	31.59
--- AZFL-FG	A	SCR	
Ross, Racine E 15	Fiorenzi, Philomena J 19		
Barreto, Aley A 17	Van Den Berg, Andrea C 16		

#2 Boys 200 Meter Free Relay

FGC Open Rec: 1:34.08 2011 Pine Crest Swimming
Jeff Raymond, Andy Bushell, Adam Strawford, Gotti

FGC Record: 1:32.87 2013 Westminster Academy S
Daniel Ramirez, Daniel Robbins, Garland Sullivan,

Team	Relay	Finals Time	
1 BRST-FG	A	1:35.37	40.0
Williams, Eric S 24	Nolte, John A 20		
Bean, Clifford B 19	Oakes, Malachi D 22		
23.11	23.56	24.61	24.09
2 SFTL-FG	A	1:37.54	34.0
Marcoux, Raphael 17	Marcoux, Philippe 16		
Tretyakov, Nikita 16	Rutkin, Lance J 20		
24.11	24.25	24.13	25.05
3 WASC-FG	A	1:37.77	32.0
Barbar, Anthony J 22	Contich, Henry M 17		
Stewart, Blain A 21	Trosper, Zachary S 23		
24.57			55.39
4 MS-FG	A	1:38.11	30.0
Reid, Alexander J 18	Fernandes, Guy G 18		
Junghahn, Nicolas A 19	Hicks, Mark S 18		
24.12	24.11	35.67	14.21
5 GRSC-FG	B	1:39.22	28.0
Carter, Nick C 25	Gribble, Trahern O 15		
Moreno, Cole O 17	Luchau, Pablo 16		
23.66	24.80	25.56	25.20
6 MACM-FG	A	1:39.68	26.0
Moya, Adrian 16	Carriazo, Alejandro 16		
Garcia-Del Pozo, Maximili	Faucher, Diego 16		
25.06	24.83	25.25	24.54
7 AZFL-FG	A	1:39.70	24.0
Gonzalez, Mateo 18	Legrand, Jemal E 21		
Alatorre, Fernando 17	Kurbanali, Kearn C 17		
25.14	24.26	25.18	25.12



2015 FG Senior Championships-CSSC-071715, Sanction #: 072415FGSR-4610

Coral Springs Aquatic Complex

Results

#2 Boys 200 Meter Free Relay


8	ACE-FG	A	1:40.51	22.0
	Ragan, Michael E 20	Krencik, Dalton J 19		
	Pittman, Andrew C 20	Zacka, Edward J 19		
	24.26	25.54	25.53	25.18
9	SAS-FG	A	1:40.68	18.0
	Sharp, Nicholas R 16	Matheus, Eric 15		
	Tatton, Kyle V 15	Warner, Shawn M 20		
	25.27			59.73
10	CSSC-FG	A	1:41.10	14.0
	Pierce, Bryce E 18	Vargas, Sebastian 16		
	Payamps, Giancarlo 17	Ferrara, Nico J 15		
	24.99	25.67	25.59	24.85
11	TPA-FL	A	1:41.48	12.0
	Reuter, George P 16	Lobrutto, Derek J 17		
	Gawronski, Reese T 15	Refaat, Seif E 16		
	24.97	24.98	25.52	26.01
12	MACM-FG	B	1:41.71	10.0
	Arrieta, Alexander A 17	De Pawlikowski, Boleck 18		
	Funfairino, Aitor S 15	Simpson, Daniel J 16		
	25.22	25.08	25.70	25.71
13	WASC-FG	B	1:42.41	8.0
	Woodburn, Jason G 19	Norman, Joshua R 20		
	Davis, Paul A 21	Perry, Chase J 15		
	25.24			1:00.24
14	ECAC-FG	A	1:42.63	6.0
	Bernardina, Seggio J 15	De Freitas, Raichel F 18		
	Gelatt, David E 21	Ho, Quoctuan N 14		
	25.50	24.91	26.06	26.16
15	SOFL-FG	B	1:43.12	4.0
	Marin, Ervin 15	Rojas, Marc A 21		
	Porto, Kevin 15	Diaz, Juan G 15		
	25.77	25.34	25.46	26.55
16	SOFL-FG	A	1:43.34	2.0
	Capote, Ryan A 17	Roche, Ricardo 15		
	Kopecki, Christian J 16	Farah, Jonathan E 17		
	25.06	26.86	26.18	25.24
17	AZFL-FG	B	1:43.46	
	Celestin, Tristan 16	Cantu, David 19		
	Lobaton Vargas, Daniel 17	Perez, Enrique A 18		
	25.41	25.29	26.68	26.08
18	LLL-FG	A	1:43.61	
	Abdelraouf, Yousef E 17	Rahrig, Michael T 18		
	Dimatteo, Kyle E 15	Ingram, Jared L 16		
	25.51	26.42	25.87	25.81

19	POMP-FG	A	1:43.87	
	Santos, Matheus C 14	Zuyus, Tyler E 15		
	Barton, Taylor W 16	Schulte, Christopher K 16		
	25.88	24.80	27.23	25.96
20	SRQ-FL	A	1:45.00	
	Mattheys, Gary-paige 15	Komarov, Daniel J 16		
	Krieg, Jacob D 17	Lijoi, Vincent F 17		
	25.91			1:04.11
21	PAQ-FG	A	1:47.36	
	Darin, Robert G 17	Figueiredo, Pedro O 15		
	Shover, Kaden W 16	Nguyen, Duke H 15		
	26.19	27.27	27.38	26.52
22	WOW-FG	A	1:49.17	
	Wells, David R 16	Boswell, Wyatt P 16		
	Smith, Dean S 15	Refowich, Alexander J 16		
	27.44	26.34	27.81	27.58
23	SRQ-FL	B	1:51.27	
	Reynolds, Hunter J 15	Bokelmann, Wesley A 15		
	Valenti, Charles C 16	Devitt, Graham F 17		
	28.46	27.30	27.97	27.54
---	BRST-FG	B	DQ	
	Early take-off swimmer #4			
	Johnston, Johannes E 21	Fisher, Matthew G 18		
	Taddonio, Cameron J 14	Taddonio, Matthew J 16		
	25.51	25.42	27.55	26.93
---	YBC-FG	A	NS	
	Veit, Eric 16	Pineiro-Barros, Eduardo J 1		
	Imposimato, Juan 16	Navarrete, Fernando J 17		
---	JDST-FG	A	NS	
---	GRSC-FG	A	NS	
	Gonzalez, Antonio A 17	Quintero, Bryan 15		
	Nord, Nicholas F 21	Danyliv, Orest 16		
---	MS-FG	B	SCR	
		Junghahn, Matias 16		

3	Vargas, Melannie A	15 UN-FG	2:28.69	SUSE
	34.21	37.51	38.68	38.29
4	Heron, Kelley E	15 SOFL-FG	2:29.24	SUSE
	34.44	37.34	39.39	38.07
5	Olivardia, Grace A	15 TPA-FL	2:32.60	SUSE
	35.65	38.99	39.42	38.54
6	Choy, Francesca C	16 JDST-FG	2:33.91	SUSE
	35.08	38.19	39.68	40.96
7	Bucaro, Sophia A	16 AZFL-FG	2:36.72	SRCH
	36.85	39.29	40.23	40.35
8	Rodriguez, Jessica	16 SOFL-FG	2:37.36	SRCH
	37.17	39.67	40.99	39.53
9	Minnis, Isabel M	15 TBAY-FL	2:37.85	SRCH
	36.36	40.24	40.74	40.51
10	Heidish, Summer P	15 TPA-FL	2:37.91	SRCH
	37.05	39.72	40.41	40.73
11	Fossas, Abigail R	15 SUN-FG	2:38.32	SRCH
	37.47	40.51	41.34	39.00
12	Roque, Angelina	15 MACM-FG	2:39.23	SRCH
	36.46	40.63	41.16	40.98
13	Duritsa, Ashley H	15 BRST-FG	2:39.30	SRCH
	36.21	39.60	41.40	42.09
14	Perna, Sabrina I	15 UN-FG	2:39.66	SRCH
	36.65	40.51	41.40	41.10
15	Regueira, Nicole	15 GRSC-FG	2:39.92	SRCH
	38.19	39.99	40.61	41.13
16	Cozad, Grace G	16 WOW-FG	2:40.96	SRCH
	37.52	40.86	41.83	40.75
17	Bucaro, Sarah M	15 AZFL-FG	2:41.06	SRCH
	37.36	40.82	41.58	41.30
18	Hicks, Alexis A	15 SFTL-FG	2:41.42	SRCH
	38.00	41.01	42.22	40.19
19	Bucaro, Andrea I	16 AZFL-FG	2:43.20	SRCH
	38.72	41.00	41.80	41.68
20	Perez, Alexandra N	15 GRSC-FG	2:43.93	SRCH
	38.25	41.05	42.14	42.49
21	Abad, Victoria A	15 PST-FG	2:43.99	SRCH
	38.05	41.93	42.52	41.49
22	Brannan, Marissa N	15 UN-FG	2:44.29	SRCH
	37.26	40.66	43.14	43.23
23	Mlujeak, Stephanie N	16 SOFL-FG	2:44.72	SRCH
	38.29	40.99	42.64	42.80
24	Anthony, Larissa N	15 BRST-FG	2:45.33	SRCH
	39.24	42.49	42.71	40.89
25	Rodriguez, Adriana M	15 SFTL-FG	2:46.36	
	38.43	41.33	43.45	43.15
26	Vargas, Claudia	16 MACM-FG	2:47.28	
	38.00	41.43	43.56	44.29

#3 Girls 15-16 200 Meter Back

2009USA-S Ag:	2:06.92	2008 Elizabeth Beisel	
FGC Open Rec:	2:10.22	2009 Elizabeth Beisel	
FGC Record:	2:11.52	2009 Lauren Driscoll	
	2:16.59	OLY 2016 Olympic Trials	
	2:24.79	FUT Futures	
	2:34.09	SUSE	
	2:46.19	SRCH	
Name	Age	Team	Finals Time
1 Quineche, Camila Al	16	PER-ZZ	2:27.32 SUSE
	34.08	36.54	38.38 38.32
2 Schimansky, Megan	15	CSSC-FG	2:27.90 SUSE
	34.10	37.97	38.66 37.17



2015 FG Senior Championships-CSSC-071715, Sanction #: 072415FGSR-4610

Coral Springs Aquatic Complex

Results

#3 Girls 15-16 200 Meter Back

27	Tavoletti, Delaney M	16 ECAC-FG	2:48.21	
			38.82	41.75 43.95 43.69
28	Contogonas, Zoe L	16 TPA-FL	2:49.36	
			39.75	42.36 43.94 43.31
29	Gest, Brooke N	16 POMP-FG	2:50.56	
			39.68	44.00 43.56 43.32
---	Giblin, Nicole A	15 NPB-FG	DQ	
			38.85	42.20 43.84 43.14

#4 Boys 15-16 200 Meter Back

2009USA-S Ag: 1:57.03 1999 Aaron Peirsol
 FGC Open Rec: 2:03.86 2015 Zachary Poti
 FGC Record: 2:01.34 2015 Nikita Tretyakov
 2:03.79 OLY 2016 Olympic Trials
 2:11.89 FUT Futures
 2:23.59 SUSE
 2:30.99 SRCH


Name	Age	Team	Finals Time	
1 Smith, Theodore C	16	SRQ-FL	2:14.73	SUSE
			32.42	33.90 34.31 34.10
2 Fungairino, Aitor S	15	MACM-FG	2:16.15	SUSE
			31.61	34.63 35.41 34.50
3 Cancel, Miguel	15	GRSC-FG	2:16.40	SUSE
			30.66	34.75 36.77 34.22
4 Kesten, Connor S	15	SRQ-FL	2:16.66	SUSE
			33.76	34.58 34.46 33.86
5 Diaz-Velasco, Esteba	16	SOFL-FG	2:16.87	SUSE
			32.06	34.84 35.78 34.19
6 Groters, Patrick G	16	PCS-FG	2:17.11	SUSE
			32.18	34.59 35.07 35.27
7 Lares, Andres A	15	AZFL-FG	2:17.68	SUSE
			32.39	34.69 35.36 35.24
8 Pinon, Julien	16	SOFL-FG	2:18.24	SUSE
			32.34	34.88 35.48 35.54
9 Reuter, George P	16	TPA-FL	2:18.39	SUSE
			31.94	35.12 35.59 35.74
10 Roche, Ricardo	15	SOFL-FG	2:18.67	SUSE
			31.96	35.04 35.76 35.91
11 Marcoux, Philippe	16	SFTL-FG	2:19.17	SUSE
			31.69	34.17 36.30 37.01
12 Porto, Kevin	15	SOFL-FG	2:19.21	SUSE
			32.17	35.68 36.85 34.51
13 Zuyus, Tyler E	15	POMP-FG	2:19.32	SUSE
			32.76	35.59 35.96 35.01
14 Lauzurique, Marcelo	16	UN-FG	2:19.59	SUSE
			32.63	35.13 36.09 35.74

15 Lucas, Juan S	16	SOFL-FG	2:19.86	SUSE
			32.29	35.13 36.06 36.38
16 Brisco, Dylan J	16	LLL-FG	2:20.64	SUSE
			32.26	35.92 36.75 35.71
17 Proctor, Noah J	15	MCA-FG	2:22.21	SUSE
			33.24	35.52 36.79 36.66
18 Diaz, Juan G	15	SOFL-FG	2:22.56	SUSE
			33.07	35.24 36.77 37.48
19 Ingram, Jared L	16	LLL-FG	2:23.15	SUSE
			32.88	36.24 37.70 36.33
20 Junghahn, Matias	16	MS-FG	2:23.77	SRCH
			33.12	35.97 37.65 37.03
21 Josefina, Carolus A	15	UN-FG	2:24.10	SRCH
			33.41	36.78 37.80 36.11
22 Roth, Quinn A	15	SF-FG	2:24.86	SRCH
			33.62	36.09 37.39 37.76
23 Bokelmann, Wesley J	15	SRQ-FL	2:25.09	SRCH
			34.73	36.95 37.13 36.28
24 Vatinelle, Matthieu A	16	AKS-FG	2:26.42	SRCH
			34.32	36.61 37.80 37.69
25 Cardozo, Joseph J	16	BGS-FG	2:26.45	SRCH
			35.09	36.91 37.66 36.79
26 Appleton, Daryl	15	STORM-ZZ	2:26.81	SRCH
			35.29	38.00 36.88 36.64
27 Kennedy, William T	15	LLL-FG	2:27.70	SRCH
			33.36	37.22 38.65 38.47
28 Ladd, Zachary A	16	NPB-FG	2:29.77	SRCH
			35.28	38.72 38.55 37.22
29 Valenti, Charles C	16	SRQ-FL	2:29.79	SRCH
			35.12	38.05 38.65 37.97
30 Carlson, Christian P	15	PCS-FG	2:30.36	SRCH
			33.75	37.74 39.68 39.19
31 Osorio, Juan P	15	SOFL-FG	2:33.75	
			34.40	38.11 40.89 40.35
32 Shover, Kaden W	16	PAQ-FG	2:35.20	
			35.56	39.07 39.90 40.67
33 Padron, Dante A	15	GRSC-FG	2:37.47	
			37.25	40.22 40.12 39.88
34 Marin, Hugo E	15	MACM-FG	2:38.11	
			35.98	39.48 41.50 41.15
---	Barton, Taylor W	16	POMP-FG	NS

#5 Girls 200 Meter Back

FGC Open Rec: 2:08.53 2002 Natalie Coughlin
 FGC Record: 2:10.69 2013 Clara Smiddy
 2:16.59 OLY 2016 Olympic Trials
 2:18.69 SUJU
 2:19.09 WCT
 2:24.79 FUT Futures
 2:34.09 SUSE
 2:40.19 SPSE
 2:46.19 SRCH

Name	Age	Team	Finals Time	
1 Egorova, Anya	17	GRSC-FG	2:23.39	FUT
			32.96	35.28 37.05 38.10
2 Suarez, Julie A	19	CANE-FG	2:24.37	FUT
			33.16	36.58 37.49 37.14
3 Deveny, Courtney A	19	ACE-FG	2:28.41	SUSE
			34.04	38.05 37.87 38.45
4 Manganiello, Lindsay	17	AKS-FG	2:29.57	SUSE
			34.89	37.63 38.68 38.37
5 Williams, Allora P	14	SF-FG	2:30.42	SUSE
			35.30	38.33 38.78 38.01
6 Lanoe, Talisa E	20	PAQ-FG	2:31.34	SUSE
			34.40	37.03 39.69 40.22
7 Ghali, Miriyam A	18	PCS-FG	2:31.62	SUSE
			33.36	38.42 40.27 39.57
8 Carrillo, Massie	23	PER-ZZ	2:31.65	SUSE
			34.17	38.76 39.68 39.04
9 Aulicino, Natalie K	17	GRSC-FG	2:31.78	SUSE
			36.08	37.77 38.77 39.16
10 Golding, Kathleen A	14	SOFL-FG	2:35.25	SPSE
			35.80	39.86 39.72 39.87
11 Panzarino, Sydney L	19	ACE-FG	2:35.46	SPSE
			35.98	39.19 40.23 40.06
12 Stewart, Courtney W	17	BEST-FG	2:36.01	SPSE
			35.87	40.01 40.04 40.09
13 Lubie, Amber L	17	PCS-FG	2:37.61	SPSE
			36.24	39.19 41.26 40.92
14 Moss, Faith E	19	WASC-FG	2:37.76	SPSE
			36.48	39.62 40.66 41.00
15 Mutschler, Sydney N	17	WOW-FG	2:38.75	SPSE
			36.83	39.75 40.82 41.35
16 Phillips, Lacy F	17	WOW-FG	2:38.85	SPSE
			37.12	40.47 40.54 40.72
17 Garcia Rodriguez, Li	17	GRSC-FG	2:39.57	SPSE
			37.37	40.01 41.08 41.11
18 Posso, Nastassja	17	GRSC-FG	2:39.78	SPSE
			36.91	40.64 41.27 40.96



2015 FG Senior Championships-CSSC-071715, Sanction #: 072415FGSR-4610

Coral Springs Aquatic Complex

Results

#5 Girls 200 Meter Back

19	Proctor, Erin M	17 MCA-FG	2:40.22	SRCH
	36.43	39.70	42.45	41.64
20	Battles, Rebecca T	17 JDST-FG	2:40.68	SRCH
	38.28	40.13	41.21	41.06
21	Early, Taylor M	18 UN-FG	2:46.08	SRCH
	38.83	41.16	43.21	42.88
22	Hunnewell, Nicole J	18 UN-FG	2:46.23	
	38.89	42.48	42.86	42.00
23	Fejzuli, Dorian M	14 MCA-FG	2:48.91	
	39.59	43.05	44.31	41.96
24	Barral, Ann M	17 MACM-FG	2:49.84	
	38.35	41.89	44.69	44.91
25	Song, Marissa D	17 JDST-FG	2:49.94	
	39.92	42.78	44.21	43.03
---	Maraskine, Sarah J	24 PAQ-FG		NS

#6 Boys 200 Meter Back

FGC Open Rec: 1:56.21 2002 Aaron Peirsol
FGC Record: 1:59.50 1990 Martin Zubero
 2:03.79 OLY 2016 Olympic Trials
 2:06.29 WCT
 2:07.39 SUJU
 2:11.89 FUT Futures
 2:23.59 SUSE
 2:24.99 SPSE
 2:30.99 SRCH


Name	Age	Team	Finals Time	
1 Carter, Nick C	25	GRSC-FG	2:03.64	OLY
	28.53	30.93	32.19	31.99
2 Gonzalez, Mateo	18	AZFL-FG	2:06.96	SUJU
	29.97	31.75	32.26	32.98
3 Neumann, Jose Ferna	17	PER-ZZ	2:11.46	FUT
	30.96	33.59	33.66	33.25
4 Alatorre, Fernando	17	AZFL-FG	2:12.04	SUSE
	31.07	33.83	34.31	32.83
5 Mitsumasu, Daniel	21	PER-ZZ	2:12.87	SUSE
	31.41	33.73	34.20	33.53
6 Landi, Nicholas T	20	BRST-FG	2:13.13	SUSE
	30.93	33.52	34.12	34.56
7 Oberndorfer, Nicolas	18	GRSC-FG	2:13.33	SUSE
	31.49	33.56	34.31	33.97
8 De Pawlikowski, Bol	18	MACM-FG	2:13.40	SUSE
	31.25	33.80	34.23	34.12
9 Stewart, Blain A	21	WASC-FG	2:16.43	SUSE
	31.59	33.87	35.29	35.68

10 Utz, Joaquin A	17 BGS-FG	2:16.95	SUSE	
	31.94	34.65	35.37	34.99
11 Generalov, Anton	17 PCS-FG	2:18.16	SUSE	
	31.98	34.60	35.80	35.78
12 Lobrutto, Derek J	17 TPA-FL	2:18.19	SUSE	
	32.43	33.97	35.20	36.59
13 Bermudez, Miguel	18 UN-FG	2:18.55	SUSE	
	33.03	34.78	35.32	35.42
14 Cantu, David	19 AZFL-FG	2:19.45	SUSE	
	32.10	35.64	35.88	35.83
15 Hicks, Mark S	18 MS-FG	2:20.48	SUSE	
	32.41	34.91	36.20	36.96
16 Soderberg, Christian	17 PCS-FG	2:20.78	SUSE	
	32.19	35.28	36.39	36.92
17 Velasquez, Esteban	18 AZFL-FG	2:21.86	SUSE	
	32.53	35.76	36.97	36.60
18 Krencik, Dalton J	19 ACE-FG	2:22.30	SUSE	
	33.45	35.63	36.59	36.63
19 Dika, James	17 SFTL-FG	2:23.67	SPSE	
	33.24	36.55	36.70	37.18
20 Gallego, Carlos J	17 SOFL-FG	2:25.92	SRCH	
	33.72	36.71	37.14	38.35
21 Kronengold, Matthew	18 PCS-FG	2:26.06	SRCH	
	33.31	1:52.75		
22 Folz, Joseph J	17 UN-FG	2:26.61	SRCH	
	34.39	36.63	37.80	37.79
23 Seleznev, Rodion	18 PCS-FG	2:26.66	SRCH	
	33.62	36.71	37.87	38.46
24 Granadeno, Aaron A	14 AZFL-FG	2:28.27	SRCH	
	33.48	37.14	38.96	38.69
25 Sargent, Liam J	17 BRST-FG	2:29.98	SRCH	
	34.35	36.66	38.92	40.05
26 Choy, Stefan L	17 JDST-FG	2:31.11		
	34.12	37.67	40.33	38.99
27 Krieg, Jacob D	17 SRQ-FL	2:32.29		
	36.06	38.27	39.42	38.54
---	Minshew, Dennis S	17 PST-FG		NS

#7 Girls 15-16 100 Meter Free

2009USA-S Ag: 55.21 2003 Rhiannon Jeffrey
FGC Open Rec: 55.39 2002 Rhi Jeffrey
FGC Record: 55.21 2003 Rhi Jeffrey
 56.49 OLY 2016 Olympic Trials
 59.59 FUT Futures
 1:01.99 SUSE
 1:07.19 SRCH

Name	Age	Team	Finals Time	
1 Ciesla, Marta K	16	PCS-FG	58.21	FUT
	28.11	30.10		
2 Valls, Kyla S	16	MS-FG	59.92	SUSE
	28.90	31.02		
3 Sizemore, Sloan M	15	POMP-FG	1:00.20	SUSE
	29.36	30.84		
4 Cooper, Catharine A	15	UN-FG	1:00.23	SUSE
	29.29	30.94		
5 Jung, Cybele P	16	ECAC-FG	1:00.43	SUSE
	29.39	31.04		
6 Kock, Florence L	15	UN-FG	1:00.65	SUSE
	29.32	31.33		
7 Westbrook, Fatimah I	16	POMP-FG	1:01.71	SUSE
	29.81	31.90		
8 Maduro, Rebecca J	16	UN-FG	1:01.80	SUSE
	29.32	32.48		
9 Maiocco, Claire O	16	TPA-FL	1:01.92	SUSE
	29.37	32.55		
10 Hudson, Camryn C	16	LLL-FG	1:02.25	SRCH
	29.74	32.51		
11 Meadows, Morgan L	16	SFTL-FG	1:02.27	SRCH
	30.33	31.94		
12 Van Den Berg, Andre	16	AZFL-FG	1:02.68	SRCH
	30.19	32.49		
13 Russell, Julianna N	15	PCS-FG	1:02.69	SRCH
	30.27	32.42		
14 Olivardia, Grace A	15	TPA-FL	1:02.74	SRCH
	29.81	32.93		
15 Kopas, Allison M	16	SFTL-FG	1:02.84	SRCH
	29.99	32.85		
16 Gest, Kelly E	16	POMP-FG	1:03.07	SRCH
	30.26	32.81		
17 Sanchez, Paloma	15	MS-FG	1:03.14	SRCH
	30.30	32.84		
18 Oyetunji, Abolade A	15	SOFL-FG	1:03.15	SRCH
	30.75	32.40		
19 Trieschmann, Hannal	15	WOW-FG	1:03.39	SRCH
	30.30	33.09		




2015 FG Senior Championships-CSSC-071715, Sanction #: 072415FGSR-4610

Coral Springs Aquatic Complex

Results

(#7 Girls 15-16 100 Meter Free)

20	Warren, Bailey K	16 PAQ-FG	1:03.59	SRCH	43	Crouse, Ashley E	15 PAQ-FG	1:05.31	SRCH	67	Carpenter, Anna C	15 TPA-FL	1:07.24
	30.60	32.99				31.31	34.00				32.57	34.67	
21	Cornejo, Fernanda M	15 AZFL-FG	1:03.62	SRCH	44	Rodriguez, Sofia M	16 ASC-FG	1:05.47	SRCH	68	Comunale, Isabella	15 AZFL-FG	1:07.25
	30.62	33.00				31.52	33.95				32.02	35.23	
*22	Leininger, Tara T	15 NPB-FG	1:03.63	SRCH	45	Rodriguez, Jessica	16 SOFL-FG	1:05.49	SRCH	69	Costantino, Alexandr	15 WOW-FG	1:07.33
	30.98	32.65				31.44	34.05				32.15	35.18	
*22	Talamo, Julia	16 MACM-FG	1:03.63	SRCH	46	Collins, Anaya C	16 BRST-FG	1:05.76	SRCH	*70	Earle, Kaitlyn M	15 JDST-FG	1:07.40
	30.88	32.75				30.83	34.93				32.28	35.12	
24	Gomez, Daniela C	15 PCS-FG	1:03.68	SRCH	47	Peralta, Renata	16 MS-FG	1:05.79	SRCH	*70	Giblin, Nicole A	15 NPB-FG	1:07.40
	30.64	33.04				31.11	34.68				32.09	35.31	
25	Cordes, Hannah Q	15 MS-FG	1:03.98	SRCH	48	Morales, Frances R	16 BRST-FG	1:05.81	SRCH	72	Suzuki, Luisa A	16 CSSC-FG	1:07.41
	30.59	33.39				29.97	35.84				31.37	36.04	
26	Contich, Jillian J	16 UN-FG	1:04.01	SRCH	49	Cozad, Grace G	16 WOW-FG	1:05.85	SRCH	73	Knight, Samantha R	15 PST-FG	1:07.47
	30.52	33.49				31.37	34.48				32.49	34.98	
27	Rubin, Acadia C	15 NPB-FG	1:04.07	SRCH	50	Anthony, Larissa N	15 BRST-FG	1:05.88	SRCH	74	Gest, Brooke N	16 POMP-FG	1:07.49
	30.48	33.59				31.97	33.91				31.95	35.54	
28	Brannan, Marissa N	15 UN-FG	1:04.13	SRCH	51	Bucaro, Andrea I	16 AZFL-FG	1:05.95	SRCH	75	Romero, Augustine F	15 OAC-FG	1:07.63
	30.82	33.31				31.45	34.50				31.83	35.80	
29	Grussmark, Camryn	16 MS-FG	1:04.33	SRCH	52	Leininger, Dana L	16 NPB-FG	1:06.02	SRCH	76	Lugo, Raquel V	15 SOFL-FG	1:07.65
	30.93	33.40				31.46	34.56				31.89	35.76	
30	Regueira, Nicole	15 GRSC-FG	1:04.34	SRCH	53	Secrest, Kelly N	15 NPB-FG	1:06.09	SRCH	77	Garcia, Leilani N	16 TPA-FL	1:08.14
	31.21	33.13				31.68	34.41				32.32	35.82	
31	Choy, Francesca C	16 JDST-FG	1:04.37	SRCH	54	Cabral, Kodi M	16 ECAC-FG	1:06.16	SRCH	78	Bergamini, Christine	16 POMP-FG	1:08.24
	30.30	34.07				32.59	33.57				32.63	35.61	
32	Sipowski, Shayne N	16 NPB-FG	1:04.42	SRCH	55	Perez, Alexandra N	15 GRSC-FG	1:06.23	SRCH	79	Bucaro, Sarah M	15 AZFL-FG	1:08.50
	30.62	33.80				31.57	34.66				32.20	36.30	
33	Fossas, Abigail R	15 SUN-FG	1:04.48	SRCH	56	Duritsa, Ashley H	15 BRST-FG	1:06.27	SRCH	80	Christmas, Kassandr	15 LLL-FG	1:08.51
	31.53	32.95				31.88	34.39				32.78	35.73	
34	Yribarren, Alexis B	16 BRST-FG	1:04.68	SRCH	57	Abad, Victoria A	15 PST-FG	1:06.29	SRCH	81	Delgado, Davina I	15 JDST-FG	1:08.74
	30.13	34.55				31.84	34.45				33.22	35.52	
35	Heidish, Summer P	15 TPA-FL	1:04.78	SRCH	58	Giordano, Sophia M	16 MS-FG	1:06.40	SRCH	82	Sandbrook, Theresa /	16 PST-FG	1:08.90
	30.55	34.23				31.82	34.58				32.91	35.99	
36	Perna, Sabrina I	15 UN-FG	1:04.80	SRCH	59	Gasner, Kaitlin J	15 TPA-FL	1:06.45	SRCH	83	Hassler, Sophie M	15 JDST-FG	1:09.10
	31.67	33.13				31.94	34.51				32.54	36.56	
37	Jones, Josephine J	16 WOW-FG	1:04.81	SRCH	60	Minnis, Isabel M	15 TBAY-FL	1:06.56	SRCH	*84	Testa, Natasha P	16 SOFL-FG	1:09.14
	30.76	34.05				32.07	34.49				32.95	36.19	
38	Rubiano, Alexandra	16 MACM-FG	1:04.83	SRCH	61	Montgomery, Anna V	15 PCS-FG	1:06.63	SRCH	*84	Finks, Madelene G	15 ECAC-FG	1:09.14
	30.41	34.42				32.15	34.48				32.53	36.61	
39	Konsavage, Victoria	15 ECAC-FG	1:04.86	SRCH	62	Perez, Delanie	15 SOFL-FG	1:06.74	SRCH	86	Maier, Kendall M	15 BRST-FG	1:09.22
	31.08	33.78				31.16	35.58				31.72	37.50	
40	Ibarrola, Ana M	15 WOW-FG	1:05.01	SRCH	63	Grabow, Jade L	16 HAT-FG	1:06.80	SRCH	87	Bucaro, Sophia A	16 AZFL-FG	1:09.48
	30.30	34.71				32.56	34.24				33.21	36.27	
41	Chiarella, Daria A	16 CSSC-FG	1:05.23	SRCH	64	Sequera, Stephanie C	15 MACM-FG	1:06.94	SRCH	88	Mlujeak, Stephanie N	16 SOFL-FG	1:09.51
	31.09	34.14				31.74	35.20				33.19	36.32	
42	Puia, Emily R	15 CSSC-FG	1:05.24	SRCH	65	Fernandez, Jessica N	15 GRSC-FG	1:07.06	SRCH	89	Hunnewell, Mandy J	15 UN-FG	1:09.55
	31.02	34.22				32.43	34.63				33.46	36.09	
					66	Contogonas, Zoe L	16 TPA-FL	1:07.14	SRCH	90	Johnson, Hayley C	16 BRST-FG	1:09.56
						32.20	34.94				32.80	36.76	



2015 FG Senior Championships-CSSC-071715, Sanction #: 072415FGSR-4610

Coral Springs Aquatic Complex

Results

#7 Girls 15-16 100 Meter Free


91	Mancini, Lauren A	15 WOW-FG	1:11.04
	34.10	36.94	
92	Crookes, Shelby M	15 JDST-FG	1:11.98
	34.31	37.67	
93	Bauta, Hannah C	16 AKS-FG	1:14.03
	34.85	39.18	
94	Restrepo, Alexa	16 ASC-FG	1:19.00
	37.94	41.06	
---	Brewington, Carly F	15 CSSC-FG	NS
---	Smith, Selena	15 SF-FG	NS
---	Villarta, Justrina	16 SF-FG	NS
---	Palacios, Jessalyn N	15 GRSC-FG	NS
---	Tin, Lisa K	16 ECAC-FG	NS

#8 Boys 15-16 100 Meter Free

2009USA-S Ag:	50.24	1990	Joe Hudepohl
FGC Open Rec:	51.80	2014	Mikel Schreuders
FGC Record:	50.99	2012	Joshua Romany
	50.69	OLY 2016 Olympic Trials	
	53.79	FUT Futures	
	56.59	SUSE	
	1:00.99	SRCH	

Name	Age	Team	Finals Time
1 Cancel, Miguel	15	GRSC-FG	53.70 FUT
	25.87	27.83	
2 Gribble, Trahern O	15	GRSC-FG	54.80 SUSE
	26.13	28.67	
3 Hoost, Irvin	16	UN-FG	54.83 SUSE
	26.07	28.76	
4 Jacobs, Daniel A	15	UN-FG	54.85 SUSE
	26.81	28.04	
5 Marcoux, Philippe	16	SFTL-FG	54.90 SUSE
	25.51	29.39	
6 Ferrara, Nico J	15	CSSC-FG	54.96 SUSE
	26.28	28.68	
7 Marin, Ervin	15	SOFL-FG	55.07 SUSE
	26.70	28.37	
8 Lacoursiere, Quinn E	16	HAT-FG	55.17 SUSE
	26.38	28.79	
9 Kopecki, Christian J	16	SOFL-FG	55.84 SUSE
	26.86	28.98	
10 Ingram, Jared L	16	LLL-FG	56.12 SUSE
	27.07	29.05	
11 Diaz, Adan	16	AZFL-FG	56.24 SUSE
	27.55	28.69	

12 Porto, Kevin	15	SOFL-FG	56.26 SUSE	36 Veit, Eric	16	YBC-FG	57.61 SRCH
	26.95	29.31			27.40	30.21	
13 Dimatteo, Kyle E	15	LLL-FG	56.28 SUSE	37 Ribeiro, Damion	15	NYCC-MR	57.62 SRCH
	26.63	29.65			26.98	30.64	
14 Simpson, Daniel J	16	MACM-FG	56.39 SUSE	38 Quintero, Bryan	15	GRSC-FG	57.65 SRCH
	26.75	29.64			27.44	30.21	
15 Celestin, Tristan	16	AZFL-FG	56.40 SUSE	39 Bierman, Parker C	16	NPB-FG	57.67 SRCH
	27.38	29.02			27.83	29.84	
16 Josefina, Carolus A	15	UN-FG	56.43 SUSE	40 Gawronski, Reese T	15	TPA-FL	57.69 SRCH
	27.30	29.13			27.18	30.51	
17 Fungairino, Aitor S	15	MACM-FG	56.47 SUSE	41 Urrutia, Felipe	15	MS-FG	57.70 SRCH
	26.91	29.56			27.42	30.28	
18 Brisco, Dylan J	16	LLL-FG	56.57 SUSE	42 Refaat, Seif E	16	TPA-FL	57.73 SRCH
	27.25	29.32			27.28	30.45	
19 Danyliv, Orest	16	GRSC-FG	56.60 SRCH	43 Lucas, Juan S	16	SOFL-FG	57.81 SRCH
	27.45	29.15			27.51	30.30	
20 Imposimato, Juan	16	YBC-FG	56.74 SRCH	44 Cardozo, Joseph J	16	BGS-FG	57.82 SRCH
	26.90	29.84			28.22	29.60	
21 Matheus, Eric	15	SAS-FG	56.75 SRCH	45 Shover, Kaden W	16	PAQ-FG	57.84 SRCH
	27.13	29.62			27.35	30.49	
22 Serida, Diego	16	PER-ZZ	56.76 SRCH	46 Fregosi, Carson C	16	SAS-FG	57.89 SRCH
	27.30	29.46			27.21	30.68	
23 Dos Santos, Joao Pau	16	UN-FG	56.86 SRCH	47 Schulte, Christopher	16	POMP-FG	58.07 SRCH
	26.83	30.03			27.88	30.19	
24 Mattheys, Gary-paige	15	SRQ-FL	56.90 SRCH	48 Hernandez, Kevin	15	UN-FG	58.13 SRCH
	27.24	29.66			27.84	30.29	
25 Munoz, Julian	16	PCS-FG	56.92 SRCH	49 Menocal, Matthew J	16	SOFL-FG	58.16 SRCH
	27.07	29.85			27.46	30.70	
26 Medina, Josten W	16	MS-FG	56.99 SRCH	50 Solares, Andres	15	MACM-FG	58.20 SRCH
	27.49	29.50			27.35	30.85	
27 Mesa, Alfredo	16	SOFL-FG	57.04 SRCH	51 Junghahn, Matias	16	MS-FG	58.22 SRCH
	27.44	29.60			27.77	30.45	
28 Rodriguez, Fernando	15	MACM-FG	57.05 SRCH	52 Lacoursiere, Spence l	15	HAT-FG	58.26 SRCH
	27.29	29.76			27.33	30.93	
*29 Roth, Quinn A	15	SF-FG	57.07 SRCH	53 Diaz-Velasco, Esteba	16	SOFL-FG	58.35 SRCH
	27.44	29.63			27.96	30.39	
*29 Dodge, Grant D	15	NPB-FG	57.07 SRCH	54 Ramirez, Alejandro	16	BKSC-FG	58.38 SRCH
	26.99	30.08			27.85	30.53	
31 Smith, Colin D	16	UN-FG	57.25 SRCH	55 Marchesani, Alessanc	15	MCDA-FG	58.39 SRCH
	27.29	29.96			27.73	30.66	
32 Bernardina, Seggio J	15	ECAC-FG	57.26 SRCH	56 Alvaro, Alejandro F	15	PST-FG	58.45 SRCH
	26.67	30.59			28.38	30.07	
33 Luchau, Pablo	16	GRSC-FG	57.34 SRCH	57 Daniel, Jyasi	16	UN-FG	58.46 SRCH
	26.88	30.46			27.70	30.76	
34 Malone, Roosevelt	16	DRSC-FG	57.38 SRCH	58 Degtyar, Matthew A	15	TPA-FL	58.47 SRCH
	27.46	29.92			28.01	30.46	
35 Tatton, Kyle V	15	SAS-FG	57.56 SRCH	59 Lubian, George	15	BGS-FG	58.48 SRCH
	27.07	30.49			26.58	31.90	



2015 FG Senior Championships-CSSC-071715, Sanction #: 072415FGSR-4610

Coral Springs Aquatic Complex


Results

#9 Girls 100 Meter Free

FGC Open Rec: 54.66 2002 Natalie Coughlin
FGC Record: 53.76 2008 Dara Torres
 56.49 OLY 2016 Olympic Trials
 57.29 WCT
 57.79 SUJU
 59.59 FUT Futures
 1:01.99 SUSE
 1:04.19 SPSE
 1:07.19 SRCH

Name	Age	Team	Finals Time	
1 Bruens, Harper M	20	UN-FG	57.04	WCT
	27.20	29.84		
2 Yuskova, Ksenia	19	CANE-FG	57.69	SUJU
	28.08	29.61		
3 Morgan, Dorothy L	18	MS-FG	57.96	FUT
	27.96	30.00		
4 Egorova, Anya	17	GRSC-FG	58.45	FUT
	28.22	30.23		
5 Urquidi, Nicole P	17	GRSC-FG	58.98	FUT
	28.07	30.91		
6 Shows, Jordan G	19	ACE-FG	59.69	SUSE
	28.96	30.73		
7 Santander, Andrea E	13	GRSC-FG	59.84	SUSE
	28.98	30.86		
8 Lincoln, Emma I	19	SFTL-FG	1:00.00	SUSE
	28.91	31.09		
9 Cimino, Athena S	18	TBAY-FL	1:00.48	SUSE
	29.02	31.46		
10 Temperino, Eriana L	14	ECAC-FG	1:00.62	SUSE
	28.93	31.69		
*11 Marinheiro, Melissa I	18	SOFL-FG	1:00.81	SUSE
	28.89	31.92		
*11 Algee, Angela J	20	CANE-FG	1:00.81	SUSE
	26.81	34.00		
*11 Munion, Brooke	20	ACE-FG	1:00.81	SUSE
14 Dodge, Katelyn M	21	BRST-FG	1:00.88	SUSE
	28.51	32.37		
15 Zubero, Elizabeth J	17	SFTL-FG	1:00.99	SUSE
	29.40	31.59		
16 Sanchez, Namilla S	17	GRSC-FG	1:01.04	SUSE
	29.67	31.37		
17 Lacusky, Sara M	18	MCA-FG	1:01.56	SUSE
	29.64	31.92		
18 McCartin, Colleen J	17	SAS-FG	1:01.60	SUSE
	29.64	31.96		

19 Simmons, Caroline I	24	PAQ-FG	1:01.67	SUSE	43 Garcia Rodriguez, Li	17	GRSC-FG	1:04.01	SPSE
	29.17	32.50				31.06	32.95		
20 Timmer, Elisabeth	14	UN-FG	1:01.97	SUSE	44 Malarin, Andrea	17	PER-ZZ	1:04.07	SPSE
	29.51	32.46				29.89	34.18		
21 Pearce, Amber K	17	JDST-FG	1:02.25	SPSE	45 Roper, Hannah J	20	BRST-FG	1:04.08	SPSE
	29.67	32.58				30.42	33.66		
22 Mason, Audrey N	17	PCS-FG	1:02.43	SPSE	46 Creighton, Kaley C	17	BRST-FG	1:04.20	SRCH
	30.43	32.00				30.65	33.55		
23 Maraskine, Sarah J	24	PAQ-FG	1:02.46	SPSE	47 Perez-Hickman, Andi	18	MACM-FG	1:04.26	SRCH
	29.93	32.53				31.20	33.06		
24 Kalandiak, Alexa S	19	MS-FG	1:02.60	SPSE	48 Battles, Rebecca T	17	JDST-FG	1:04.44	SRCH
	29.95	32.65				31.15	33.29		
25 Tipton, Amanda L	18	SFTL-FG	1:02.70	SPSE	49 Strasen, Madeline M	17	TBAY-FL	1:04.51	SRCH
	29.97	32.73				31.52	32.99		
26 Robles, Carla A	20	MACM-FG	1:03.00	SPSE	50 Wilkerson, Rebecca T	18	CSSC-FG	1:04.66	SRCH
	29.84	33.16				30.93	33.73		
27 Hunnewell, Nicole J	18	UN-FG	1:03.09	SPSE	51 Manganiello, Lindsay	17	AKS-FG	1:04.70	SRCH
	30.24	32.85				32.07	32.63		
28 Gallegos, Diana Vero	17	PER-ZZ	1:03.10	SPSE	52 Lacoursiere, Grace A	14	HAT-FG	1:04.74	SRCH
	30.86	32.24				31.39	33.35		
29 Suarez, Kristen N	17	LLL-FG	1:03.13	SPSE	53 Thomas, Cameron N	14	SF-FG	1:05.02	SRCH
	29.83	33.30				31.50	33.52		
30 Cummings, Madison	14	ECAC-FG	1:03.23	SPSE	54 Barreto, Aleya A	17	AZFL-FG	1:05.05	SRCH
	30.26	32.97				31.00	34.05		
31 Valls, Anna C	19	MS-FG	1:03.24	SPSE	55 Jones, Madisyn T	17	MCDA-FG	1:05.07	SRCH
	30.18	33.06				31.09	33.98		
32 King, Abigail N	20	PAQ-FG	1:03.43	SPSE	56 Folz, Mary M	20	UN-FG	1:05.15	SRCH
	30.35	33.08				30.99	34.16		
33 Ghali, Miriyam A	18	PCS-FG	1:03.46	SPSE	57 Posso, Nastassja	17	GRSC-FG	1:05.17	SRCH
	30.66	32.80				30.59	34.58		
34 Bernstein, Brooke	17	PCS-FG	1:03.47	SPSE	58 Fejzuli, Dorian M	14	MCA-FG	1:05.26	SRCH
	29.87	33.60				30.96	34.30		
35 Stewart, Courtney W	17	BEST-FG	1:03.59	SPSE	59 Smith, Erika L	17	WOW-FG	1:05.91	SRCH
	30.20	33.39				30.83	35.08		
36 Moss, Faith E	19	WASC-FG	1:03.65	SPSE	60 Ballestas, Emma V	14	MS-FG	1:06.07	SRCH
	30.26	33.39				31.51	34.56		
37 Nieto, Nicole	17	MACM-FG	1:03.69	SPSE	61 Proctor, Erin M	17	MCA-FG	1:06.09	SRCH
	30.81	32.88				31.74	34.35		
38 Gornisiewicz, Sabrin	17	PCS-FG	1:03.82	SPSE	62 Parrilli, Margot R	14	MCA-FG	1:06.53	SRCH
	31.11	32.71				32.21	34.32		
39 Gautieri, Nicole R	18	CSSC-FG	1:03.83	SPSE	63 Herrod, Ashley C	17	WOW-FG	1:06.79	SRCH
	31.23	32.60				31.61	35.18		
*40 Grabenhorst, Bailey I	19	PAQ-FG	1:03.86	SPSE	64 Ambrosini, Antonella	17	MCA-FG	1:06.90	SRCH
	31.12	32.74				31.94	34.96		
*40 Sauer, Lindsey N	18	CSSC-FG	1:03.86	SPSE	65 Prindle, Brianna L	17	GRSC-FG	1:07.31	
	30.42	33.44				32.40	34.91		
42 Phillips, Lacy F	17	WOW-FG	1:03.96	SPSE	66 Homes, Andrea	14	YBC-FG	1:07.48	
	30.80	33.16				31.75	35.73		



2015 FG Senior Championships-CSSC-071715, Sanction #: 072415FGSR-4610

Coral Springs Aquatic Complex

Results

#9 Girls 100 Meter Free


67	Carbone, Julianna M	17 SAS-FG	1:07.71
	32.31	35.40	
68	Early, Taylor M	18 UN-FG	1:08.29
69	Aponte, Adrienne N	17 PCS-FG	1:08.60
	32.62	35.98	
70	Gasner, Mackenzie G	13 TPA-FL	1:08.86
	32.73	36.13	
71	Barral, Ann M	17 MACM-FG	1:09.18
	32.98	36.20	
72	Sykes, Caysi N	22 WASC-FG	1:10.11
	33.36	36.75	
73	Vega, Isabella	17 MACM-FG	1:10.21
	33.63	36.58	
74	Lubie, Amber L	17 PCS-FG	1:10.62
	33.37	37.25	
75	Comunale, Vanessa V	17 AZFL-FG	1:10.64
	33.25	37.39	
76	Pailiere, Ariel V	17 DRSC-FG	1:10.86
	33.23	37.63	
77	Cordes, Cathryn L	17 MS-FG	1:11.40
	33.60	37.80	
78	Millard, Brianna C	20 PAQ-FG	1:18.83
	37.13	41.70	
---	Mendieta, Catalina	25 PAQ-FG	NS
---	Holowchak, Makaela	14 STORM-ZZ	NS
---	McCarthy, Sally B	27 PAQ-FG	NS
---	Veale, Hannah E	19 UN-FG	NS
---	Reback, Daly	20 NPB-FG	NS
---	Hammond, Brittany I	20 UN-FG	NS
---	Campo, Stephanie	17 CSSC-FG	NS
---	Swanson, Carly A	17 SOFL-FG	NS

#10 Boys 100 Meter Free

FGC Open Rec:	48.55	2009	Fred Bousquet
FGC Record:	49.42	2011	Marcos Antonio Macedo
	50.69	OLY 2016 Olympic Trials	
	51.79	WCT	
	52.19	SUJU	
	53.79	FUT Futures	
	56.59	SUSE	
	57.99	SPSE	
	1:00.99	SRCH	

Name	Age	Team	Finals Time
1 Sickert, Thiago M	27	UN-FG	52.11 SUJU
	24.90	27.21	

2	Legrand, Jemal E	21 AZFL-FG	52.29	FUT	26	Utz, Joaquin A	17 BGS-FG	55.67	SUSE
	25.34	26.95				26.53	29.14		
3	Perez, Jhonny J	17 UN-FG	52.37	FUT	27	Cioffi, Christian J	17 WOW-FG	55.68	SUSE
	25.29	27.08				26.67	29.01		
4	Arispe, Sebastian	22 PER-ZZ	53.19	FUT	28	Soderberg, Christian	17 PCS-FG	55.71	SUSE
	25.57	27.62				26.68	29.03		
5	Guarente, Marco	18 UN-FG	53.29	FUT	29	De Freitas, Raichel F	18 ECAC-FG	55.73	SUSE
	25.37	27.92				26.24	29.49		
6	Marcoux, Raphael	17 SFTL-FG	53.33	FUT	30	Medina, Nicolas B	17 PER-ZZ	55.75	SUSE
	25.56	27.77				26.74	29.01		
7	Soto, Anthony	20 MS-FG	53.82	SUSE	31	Davis, Che' L	17 PCS-FG	55.82	SUSE
	25.00	28.82				25.99	29.83		
8	Reid, Alexander J	18 MS-FG	53.86	SUSE	32	Hicks, Mark S	18 MS-FG	55.83	SUSE
	25.50	28.36				26.27	29.56		
9	Lupoli, Franco A	21 UN-FG	53.90	SUSE	33	Wiefels, Matthew D	17 JDST-FG	55.86	SUSE
	25.28	28.62				26.36	29.50		
10	Cronin, Alex M	17 JDST-FG	54.08	SUSE	34	Oakes, Malachi D	22 BRST-FG	55.92	SUSE
	26.09	27.99				26.74	29.18		
11	Warner, Shawn M	20 SAS-FG	54.31	SUSE	35	Moradi, Arvin	23 UN-FG	55.98	SUSE
	25.79	28.52				27.34	28.64		
12	Capote, Ryan A	17 SOFL-FG	54.42	SUSE	36	Generalov, Anton	17 PCS-FG	56.01	SUSE
	25.67	28.75				26.53	29.48		
13	Ragan, Michael E	20 ACE-FG	54.61	SUSE	37	Graff, Ryan O	18 PCS-FG	56.02	SUSE
	25.44	29.17				26.89	29.13		
14	Abdelraouf, Yousef E	17 LLL-FG	54.65	SUSE	38	Lijoi, Vincent F	17 SRQ-FL	56.15	SUSE
	26.16	28.49				27.22	28.93		
15	Tang, Javier Antonio	17 PER-ZZ	54.67	SUSE	39	Moreno, Cole O	17 GRSC-FG	56.20	SUSE
	26.00	28.67				26.89	29.31		
*16	Junghahn, Nicolas A	19 MS-FG	54.92	SUSE	40	Oberndorfer, Nicolas	18 GRSC-FG	56.23	SUSE
	26.00	28.92				26.97	29.26		
*16	Pierce, Bryce E	18 CSSC-FG	54.92	SUSE	41	Woodburn, Jason G	19 WASC-FG	56.29	SUSE
	26.02	28.90				26.51	29.78		
18	Fernandes, Guy G	18 MS-FG	54.97	SUSE	42	Cantu, David	19 AZFL-FG	56.32	SUSE
	25.80	29.17				26.84	29.48		
19	Fisher, Matthew G	18 BRST-FG	55.11	SUSE	43	Kurbanali, Kearn C	17 AZFL-FG	56.48	SUSE
	26.15	28.96				26.37	30.11		
20	Fuller, Tanner	17 UN-FG	55.14	SUSE	44	Farah, Jonathan E	17 SOFL-FG	56.64	SPSE
	25.88	29.26				27.36	29.28		
21	Contich, Henry M	17 WASC-FG	55.26	SUSE	45	Cannon, John B	17 AKS-FG	56.92	SPSE
	26.33	28.93				27.39	29.53		
22	Saco, Michael B	23 MS-FG	55.37	SUSE	46	Trosper, Zachary S	23 WASC-FG	57.00	SPSE
	25.19	30.18				26.75	30.25		
23	Pillado, Austin J	20 UN-FG	55.42	SUSE	47	Rintel, Andreas	18 LLL-FG	57.06	SPSE
	26.42	29.00				27.04	30.02		
24	Eaddy, Taylor J	18 HAT-FG	55.56	SUSE	48	Santos, Mattheus C	14 POMP-FG	57.07	SPSE
	26.88	28.68				27.25	29.82		
25	Elder, Malique	19 UN-FG	55.66	SUSE	49	Valery, Gustavo E	17 SOFL-FG	57.08	SPSE
	25.88	29.78				26.51	30.57		



2015 FG Senior Championships-CSSC-071715, Sanction #: 072415FGSR-4610

Coral Springs Aquatic Complex

Results

(#10 Boys 100 Meter Free)

*72 Gelatt, David E	21 ECAC-FG	58.62	SRCH	97 O'Gorman, Robert	20 PAQ-FG	1:01.13				
50 Navarrete, Fernando	17 YBC-FG	57.11	SPSE	28.84	32.29					
26.85	30.26	74 Louvet, Gabriel R	17 SAS-FG	58.68	SRCH	98 Alem, Justin A	17 GRSC-FG	1:02.25		
26.71	30.42	27.58	31.10	29.47	32.78					
51 Lobrutto, Derek J	17 TPA-FL	57.13	SPSE	75 Perez, Enrique A	18 AZFL-FG	58.72	SRCH	99 Cooper, Matthew	17 HAT-FG	1:02.56
26.71	30.42	28.43	30.29	29.52	33.04					
52 Gil, Drake E	14 BRST-FG	57.31	SPSE	76 Teeters, Brendan J	18 PCS-FG	58.83	SRCH	100 Tin, Michael K	19 ECAC-FG	1:02.70
27.33	29.98	27.35	31.48	27.81	31.07					
53 Krencik, Dalton J	19 ACE-FG	57.35	SPSE	77 Lobaton Vargas, Dani	17 AZFL-FG	58.88	SRCH	101 Buslov, Nikita	17 ECAC-FG	1:02.76
27.16	30.19	27.81	31.07	78 Davis, Paul A	21 WASC-FG	58.92	SRCH	29.80	32.96	
54 Angeles, Daniel S	19 NMST-FG	57.36	SPSE	27.97	30.95	102 Cassie, Brendan P	17 UN-FG	1:03.69		
26.90	30.46	28.07	30.90	79 Fowler, Christian	17 MACM-FG	58.97	SRCH	29.95	33.74	
*55 Rojas, Marc A	21 SOFL-FG	57.39	SPSE	28.07	30.90	103 Ortiz, Simon	17 SOFL-FG	1:04.29		
27.57	29.82	80 Garcia, Christian R	18 AZFL-FG	59.07	SRCH	30.79	33.50			
*55 Bermudez, Miguel	18 UN-FG	57.39	SPSE	28.27	30.80	104 Gerstein, Brian S	17 GRSC-FG	1:04.42		
27.97	29.42	81 Kloosterman, Tomas	19 PAQ-FG	59.33	SRCH	30.81	33.61			
57 Norman, Joshua R	20 WASC-FG	57.49	SPSE	28.50	30.83	105 Sanguinetti, Diego	24 CSSC-FG	1:49.53		
27.67	29.82	82 Llenin, Luis A	17 MACM-FG	59.38	SRCH	--- Ho, Quoctuan N	14 ECAC-FG	NS		
58 Payamps, Giancarlo	17 CSSC-FG	57.57	SPSE	28.44	30.94	--- Burnley, Mark S	18 YBC-FG	NS		
26.93	30.64	83 Castillo, Pedro P	17 MACM-FG	59.39	SRCH	--- Gomez, Felipe	22 AZFL-FG	NS		
59 Kronengold, Matthew	18 PCS-FG	57.65	SPSE	29.11	30.28	--- Hediger, Nicholas	18 PCS-FG	NS		
27.43	30.22	84 Gonzalez, Antonio A	17 GRSC-FG	59.44	SRCH	--- Posk, Mitchell P	19 PAQ-FG	NS		
60 Arevalo, Jaime	21 UN-FG	57.75	SPSE	28.86	30.58					
27.57	30.18	85 Pittman, Andrew C	20 ACE-FG	59.58	SRCH					
61 Ortega, Julian M	19 LLL-FG	57.79	SPSE	27.00	32.58					
27.40	30.39	86 Sargent, Liam J	17 BRST-FG	59.62	SRCH					
62 Dika, James	17 SFTL-FG	57.91	SPSE	28.50	31.12					
27.62	30.29	*87 Krieg, Jacob D	17 SRQ-FL	59.79	SRCH					
63 Winterdal, Joseph A	17 UN-FG	57.96	SPSE	28.96	30.83					
27.04	30.92	*87 Billings, Jason A	17 MCA-FG	59.79	SRCH					
64 Seleznev, Rodion	18 PCS-FG	57.98	SPSE	28.09	31.70					
28.03	29.95	89 Ballester-Cubas, Enri	17 GRSC-FG	59.93	SRCH					
65 Metzker, Otavio L	18 UN-FG	58.08	SRCH	28.88	31.05					
28.22	29.86	90 Minshe, Dennis S	17 PST-FG	59.96	SRCH					
66 Mamola, James A	19 BRST-FG	58.10	SRCH	28.14	31.82					
27.22	30.88	91 Anderson, Cameron	17 MCA-FG	1:00.14	SRCH					
67 Marshall, Nathan	17 STORM-ZZ	58.11	SRCH	29.07	31.07					
26.69	31.42	92 Yamamoto, Henrique	17 CSSC-FG	1:00.20	SRCH					
68 Darin, Robert G	17 PAQ-FG	58.15	SRCH	28.68	31.52					
28.21	29.94	93 Ortega, Sebastian M	19 LLL-FG	1:00.35	SRCH					
69 Limia, Michael	18 MACM-FG	58.24	SRCH	28.50	31.85					
28.28	29.96	94 Homes, Diego	14 YBC-FG	1:00.73	SRCH					
70 Freire, Luiz Renato	17 AZFL-FG	58.27	SRCH	29.25	31.48					
27.31	30.96	95 Llam, Brian	18 NMST-FG	1:00.77	SRCH					
71 Sierra, Angel E	26 MS-FG	58.56	SRCH	29.05	31.72					
27.06	31.50	96 Granadeno, Aaron A	14 AZFL-FG	1:01.05						
*72 Pineiro-Barros, Edua	17 YBC-FG	58.62	SRCH	29.31	31.74					
28.27	30.35									

#11 Girls 15-16 200 Meter Fly

2009USA-S Ag: 2:05.96 1981 Mary T. Meagher

FGC Open Rec: 2:12.74 2009 Elizabeth Beisel

FGC Record: 2:14.12 2000 Victoria Genova


2:14.99 OLY 2016 Olympic Trials

2:21.89 FUT Futures

2:31.19 SUSE

2:40.39 SRCH

Name	Age	Team	Finals Time	
1 Valls, Kyla S	16	MS-FG	2:16.59	FUT
29.67	34.37	36.44	36.11	
2 Nava, Jessica L	15	PCS-FG	2:18.54	FUT
29.82	35.76	36.62	36.34	
3 Ellis, Brooke N	16	GRSC-FG	2:19.67	FUT
31.46	35.31	36.71	36.19	
4 Mancilla, Alicia	15	GRSC-FG	2:21.25	FUT
31.58	35.40	36.88	37.39	
5 Baldari, Alessandra T	15	NPB-FG	2:22.03	SUSE
30.08	35.12	37.34	39.49	
6 Asseraf, Sarah	16	SFTL-FG	2:28.09	SUSE
32.09	37.42	39.46	39.12	
7 Hudson, Camryn C	16	LLL-FG	2:28.27	SUSE
32.24	36.69	39.27	40.07	
8 Talamo, Julia	16	MACM-FG	2:29.75	SUSE
33.25	37.73	39.46	39.31	



2015 FG Senior Championships-CSSC-071715, Sanction #: 072415FGSR-4610

Coral Springs Aquatic Complex

Results

#11 Girls 15-16 200 Meter Fly

9	Roque, Angelina	15 MACM-FG	2:30.74	SUSE
	33.33	38.12	38.99	40.30
10	Maduro, Rebecca J	16 UN-FG	2:33.44	SRCH
	32.09	37.80	40.99	42.56
11	Rubin, Acadia C	15 NPB-FG	2:33.72	SRCH
	32.95	38.34	41.12	41.31
12	Secrest, Kelly N	15 NPB-FG	2:34.46	SRCH
	33.60	39.67	40.50	40.69
13	Ross, Racine E	15 AZFL-FG	2:35.95	SRCH
	33.26	38.77	41.32	42.60
14	Peralta, Renata	16 MS-FG	2:37.38	SRCH
	33.52	39.70	41.94	42.22
15	Grussmark, Camryn	16 MS-FG	2:37.43	SRCH
	32.43	38.01	42.35	44.64
16	Crouse, Ashley E	15 PAQ-FG	2:41.71	1.0
	33.87	41.02	44.19	42.63
17	Testa, Natasha P	16 SOFL-FG	2:42.89	
	35.35	41.13	40.28	46.13
18	Carpenter, Anna C	15 TPA-FL	2:45.64	
	35.77	42.71	42.98	44.18
19	Christmas, Kassandre	15 LLL-FG	2:52.17	
	35.59	43.22	46.04	47.32
20	Vargas, Claudia	16 MACM-FG	2:52.78	
	35.69	42.93	46.82	47.34
---	Rodriguez, Sofia M	16 ASC-FG		NS
---	Maiocco, Claire O	16 TPA-FL		NS

#12 Boys 15-16 200 Meter Fly

2009USA-S Ag: 1:54.58 2001 Michael Phelps
 FGC Open Rec: 2:00.79 2015 Max Miranda
 FGC Record: 2:03.26 2009 Yousef Alaskari
 2:01.99 OLY 2016 Olympic Trials
 2:10.19 FUT Futures
 2:18.89 SUSE
 2:29.99 SRCH

Name	Age	Team	Finals Time
1 Reuter, George P	16	TPA-FL	2:11.22 SUSE
	28.46	33.42	34.98 34.36
2 Tretyakov, Nikita	16	SFTL-FG	2:11.61 SUSE
	29.09	34.13	34.79 33.60
3 Asnis, Maximilian S	15	SOFL-FG	2:13.05 SUSE
	30.58	33.92	34.44 34.11
4 Colmenares, Carlos E	16	MS-FG	2:13.86 SUSE
	28.37	34.20	34.61 36.68
5 Bierman, Parker C	16	NPB-FG	2:14.61 SUSE
	29.63	33.50	35.49 35.99


6	Diaz, Juan G	15 SOFL-FG	2:15.21	SUSE
	30.46	34.25	34.62	35.88
7	Dimatteo, Kyle E	15 LLL-FG	2:15.90	SUSE
	29.94	34.93	35.67	35.36
8	Roth, Quinn A	15 SF-FG	2:17.32	SUSE
	30.78	34.39	36.03	36.12
9	Gutierrez, Chris A	16 BGS-FG	2:17.74	SUSE
	30.54	35.31	35.73	36.16
10	Smith, Colin D	16 UN-FG	2:18.47	SUSE
	30.47	35.22	36.11	36.67
11	Goya, Alexis A	16 MCDA-FG	2:18.59	SUSE
	30.56	34.53	36.06	37.44
12	Hernandez, Kevin	15 UN-FG	2:18.86	SUSE
	31.46	35.00	35.95	36.45
13	Taddonio, Matthew J	16 BRST-FG	2:19.39	SRCH
	31.75	35.84	35.92	35.88
14	Diaz, Kevin M	15 GRSC-FG	2:19.48	SRCH
	30.43	35.31	38.03	35.71
15	Medina, Josten W	16 MS-FG	2:21.73	SRCH
	31.06	35.43	36.50	38.74
16	Degtyar, Matthew A	15 TPA-FL	2:21.79	SRCH
	31.66	34.89	37.08	38.16
17	Matheus, Eric	15 SAS-FG	2:22.57	SRCH
	32.18	36.25	37.13	37.01
18	Munoz, Julian	16 PCS-FG	2:23.09	SRCH
	31.08	36.06	37.95	38.00
19	Solares, Andres	15 MACM-FG	2:23.72	SRCH
	31.40	35.49	36.53	40.30
20	Luchau, Pablo	16 GRSC-FG	2:25.88	SRCH
	32.07	37.15	38.37	38.29
21	Kirton, Toshi T	15 LLL-FG	2:27.60	SRCH
	33.12	37.60	38.61	38.27
22	Mesa, Alfredo	16 SOFL-FG	2:27.68	SRCH
	30.95	37.44	39.44	39.85
23	Asnis, Samuel G	16 SOFL-FG	2:29.37	SRCH
	32.27	38.21	38.99	39.90
24	Lundgren, Paul M	15 AKS-FG	2:30.20	
	32.79	37.36	39.74	40.31
25	Almagro, Richard	15 GRSC-FG	2:30.49	
	34.62	37.55	39.63	38.69
26	Beron-Vera, Francisc	15 MS-FG	2:31.41	
	32.99	37.81	40.48	40.13
27	Stankovic, Jonathan I	16 JDST-FG	2:33.36	
	31.57	37.06	41.14	43.59
28	Oliver, Noah H	16 AKS-FG	2:33.80	
	34.49	39.30	40.05	39.96
29	Alonso, Daimyo	15 ASC-FG	2:40.09	
	33.69	39.86	42.27	44.27

---	Mattheys, Gary-paige	15 SRQ-FL		DQ
	30.44	34.78	35.37	36.52

#13 Girls 200 Meter Fly

FGC Open Rec: 2:09.89 2002 Mary Descenza
 FGC Record: 2:09.30 2014 Alessia Polieri
 2:14.99 OLY 2016 Olympic Trials
 2:16.89 WCT
 2:17.39 SUJU
 2:21.89 FUT Futures
 2:31.19 SUSE
 2:34.39 SPSE
 2:40.39 SRCH

Name	Age	Team	Finals Time	
1 Fertel, Kelly A	17	GRSC-FG	2:20.20 FUT	
	31.48	35.27	37.02 36.43	
2 Aulicino, Natalie K	17	GRSC-FG	2:24.91 SUSE	
	32.74	36.74	37.57 37.86	
3 Deveny, Courtney A	19	ACE-FG	2:25.49 SUSE	
	31.13	37.26	38.96 38.14	
4 Valle, Alejandra Luci	20	PER-ZZ	2:25.61 SUSE	
	32.13	36.71	38.45 38.32	
5 Kalandiak, Alexa S	19	MS-FG	2:26.52 SUSE	
	31.86	36.96	39.53 38.17	
6 Conoscenti, Laura	19	BRST-FG	2:28.96 SUSE	
	32.59	37.65	38.21 40.51	
7 Morgan, Dorothy L	18	MS-FG	2:29.27 SUSE	
	31.04	36.20	40.30 41.73	
8 Kennedy, Jodi	13	SF-FG	2:31.65 SPSE	
	34.07	38.17	38.83 40.58	
9 Rodriguez, Diana	20	BRST-FG	2:38.76 SRCH	
	34.12	39.48	41.98 43.18	
10 Marquez, Mia A	14	POMP-FG	2:39.71 SRCH	
	35.75	40.64	40.76 42.56	
11 Herman, Kylie F	18	SOFL-FG	2:40.25 SRCH	
	33.76	39.25	43.30 43.94	
12 Nieto, Nicole	17	MACM-FG	2:46.86 5.0	
	35.48	42.64	45.41 43.33	
13 Cordes, Cathryn L	17	MS-FG	2:47.18 4.0	
	34.85	42.60	44.33 45.40	
14 Aponte, Adrienne N	17	PCS-FG	2:48.44 3.0	
	34.47	42.03	45.29 46.65	
15 Peraza, Rachel	17	MACM-FG	2:50.04 2.0	
	35.70	41.54	44.61 48.19	
---	Moss, Faith E	19 WASC-FG		NS



2015 FG Senior Championships-CSSC-071715, Sanction #: 072415FGSR-4610

Coral Springs Aquatic Complex

Results

#14 Boys 200 Meter Fly

FGC Open Rec: 1:54.86 2002 Michael Phelps
 FGC Record: 1:53.92 2008 Kaio Almeida
 2:01.99 OLY 2016 Olympic Trials
 2:04.09 WCT
 2:05.49 SUJU
 2:10.19 FUT Futures
 2:18.89 SUSE
 2:23.99 SPSE
 2:29.99 SRCH

Name	Age	Team	Finals Time
1 Gonzalez, Mateo	18	AZFL-FG	2:06.92 FUT
	28.20	32.55	33.19 32.98
2 Torres, Luke	21	SAS-FG	2:07.83 FUT
	27.46	31.69	33.88 34.80
3 Nord, Nicholas F	21	GRSC-FG	2:07.91 FUT
	29.37	32.92	32.40 33.22
4 De Pawlikowski, Bol	18	MACM-FG	2:09.64 FUT
	29.40	33.95	33.31 32.98
5 Rahrig, Michael T	18	LLL-FG	2:11.84 SUSE
	29.61	33.44	33.54 35.25
6 Cannon, John B	17	AKS-FG	2:13.47 SUSE
	29.83	33.09	34.79 35.76
7 Arrington, Sean L	17	UN-FG	2:15.20 SUSE
	30.20	34.57	34.99 35.44
8 Kertesz, Kristof	21	SFTL-FG	2:16.43 SUSE
	30.57	34.37	35.47 36.02
9 Arevalo, Jaime	21	UN-FG	2:17.33 SUSE
	29.89	34.17	36.36 36.91
10 Limia, Michael	18	MACM-FG	2:17.42 SUSE
	30.18	34.13	36.11 37.00
11 De Freitas, Raichel F	18	ECAC-FG	2:20.32 SPSE
	29.91	35.17	37.25 37.99
12 Allen, Dylan M	18	SFTL-FG	2:22.47 SPSE
	31.33	35.82	36.96 38.36
13 Lobaton Vargas, Dan	17	AZFL-FG	2:22.80 SPSE
	30.27	34.90	38.32 39.31
14 Pineiro-Barros, Edua	17	YBC-FG	2:23.04 SPSE
	31.50	36.62	36.82 38.10
15 Moreno, Cole O	17	GRSC-FG	2:23.31 SPSE
	31.78	36.57	37.60 37.36
16 Cantisano, Jose R	17	MACM-FG	2:23.32 SPSE
	30.62	36.17	36.98 39.55
17 Ortega, Julian M	19	LLL-FG	2:25.41 SRCH
	32.36	36.41	37.53 39.11
18 Anderson, Cameron	17	MCA-FG	2:25.55 SRCH
	32.32	36.38	38.44 38.41

19 Gallego, Carlos J	17	SOFL-FG	2:28.17 SRCH
	30.24	34.62	38.67 44.64
20 Llamas, Brian	18	NMST-FG	2:28.28 SRCH
	31.86	38.08	37.91 40.43
21 Ortega, Sebastian M	19	LLL-FG	2:28.94 SRCH
	31.79	37.01	39.58 40.56
--- Winterdal, Joseph A	17	UN-FG	DQ
	29.97	35.76	38.12 36.06
--- Medina, Nicolas B	17	PER-ZZ	NS
--- Warner, Shawn M	20	SAS-FG	NS

33 Comunale, Isabella	15	AZFL-FG	42.85
34 Leininger, Dana L	16	NPB-FG	43.13
35 Wood, Amanda J	16	WASC-FG	43.70
36 Finks, Madelene G	15	ECAC-FG	44.06
37 Hunnewell, Mandy J	15	UN-FG	45.51
38 Lugo, Raquel V	15	SOFL-FG	45.74
--- Moreschi, Kaitlyn S	15	SFTL-FG	NS
--- Brewington, Carly F	15	CSSC-FG	NS
--- Konsavage, Victoria	15	ECAC-FG	NS
--- Palacios, Jessalyn N	15	GRSC-FG	NS
--- Villarta, Justrina	16	SF-FG	SCR

#15 Girls 15-16 50 Meter Breast

FGC Open Rec: 33.37 2012 Annie Valls
 FGC Record: 32.20 2013 Emily Kopas
 41.29 SRCH

Name	Age	Team	Finals Time
1 Westbrook, Fatimah I	16	POMP-FG	33.83 SRCH
2 English, Isabella M	16	TPA-FL	34.74 SRCH
3 Miyamoto, Victoria C	15	POMP-FG	34.93 SRCH
4 Rodriguez, Jessica	16	SOFL-FG	35.90 SRCH
5 Morales, Frances R	16	BRST-FG	36.36 SRCH
6 Cordes, Hannah Q	15	MS-FG	36.78 SRCH
7 Giordano, Sophia M	16	MS-FG	37.01 SRCH
8 Ciesla, Marta K	16	PCS-FG	37.05 SRCH
9 Dangond, Manuela M	15	MS-FG	37.08 SRCH
10 Kopas, Allison M	16	SFTL-FG	37.34 SRCH
11 Jung, Cybele P	16	ECAC-FG	37.35 SRCH
12 Leininger, Tara T	15	NPB-FG	37.72 SRCH
13 Johnson, Hayley C	16	BRST-FG	37.75 SRCH
14 Rubiano, Alexandra M	16	MACM-FG	38.42 SRCH
15 Perez, Delanie	15	SOFL-FG	38.51 SRCH
16 Romero, Augustine F	15	OAC-FG	38.97 SRCH
17 Tavoletti, Delaney M	16	ECAC-FG	39.16 SRCH
18 Fernandez, Jessica N	15	GRSC-FG	39.35 SRCH
19 Sipowski, Shayne N	16	NPB-FG	39.50 SRCH
20 Sequera, Stephanie C	15	MACM-FG	39.67 SRCH
21 Bergamini, Christine	16	POMP-FG	39.87 SRCH
22 Hicks, Alexis A	15	SFTL-FG	39.97 SRCH
23 Anthony, Larissa N	15	BRST-FG	40.40 SRCH
24 Carvallo, Jacqueline I	16	POMP-FG	40.63 SRCH
25 Contich, Jillian J	16	UN-FG	40.64 SRCH
26 Sandbrook, Theresa A	16	PST-FG	41.15 SRCH
27 Rodriguez, Adriana M	15	SFTL-FG	41.20 SRCH
28 Suzuki, Luisa A	16	CSSC-FG	41.41
29 Bauta, Hannah C	16	AKS-FG	41.79
30 Ibarrola, Ana M	15	WOW-FG	42.20
31 Earle, Kaitlyn M	15	JDST-FG	42.47
32 Grabow, Jade L	16	HAT-FG	42.72

#15A Girls 50 Meter Breast Swim-off


FGC Open Rec: 31.51 2011 Alia Atkinson
 FGC Record: 30.17 2014 Alia Atkinson
 41.29 SRCH

Name	Age	Team	Finals Time
- Swim-off			
1 Vega, Isabella	17	MACM-FG	37.54 SRCH
2 Perez-Hickman, Andi	18	MACM-FG	37.74 SRCH

#16 Boys 15-16 50 Meter Breast

FGC Open Rec: 30.36 2012 Jordy Groters
 FGC Record: 29.83 2015 Mikel Schreuders
 36.99 SRCH

Name	Age	Team	Finals Time
1 Schreuders, Mikel C	16	UN-FG	30.97 SRCH
2 Diaz, Adan	16	AZFL-FG	31.62 SRCH
3 Ramirez, Juan A	16	MACM-FG	31.65 SRCH
4 Refaat, Seif E	16	TPA-FL	31.71 SRCH
5 Lacoursiere, Quinn E	16	HAT-FG	31.77 SRCH
6 Celestin, Tristan	16	AZFL-FG	31.79 SRCH
7 Urrutia, Felipe	15	MS-FG	32.53 SRCH
8 Tatton, Kyle V	15	SAS-FG	32.80 SRCH
9 Brisco, Dylan J	16	LLL-FG	32.82 SRCH
10 Lauzurique, Marcelo	16	UN-FG	32.85 SRCH
11 Cantu, Francisco	16	AZFL-FG	33.07 SRCH
12 Oliva, Jonathan	16	GRSC-FG	33.11 SRCH
13 Fraiman, Elad	16	UN-FG	33.35 SRCH
14 Tretyakov, Nikita	16	SFTL-FG	33.51 SRCH
15 Carlson, Christian P	15	PCS-FG	33.69 SRCH
16 Quintero, Bryan	15	GRSC-FG	33.85 SRCH
17 Schulte, Christopher	16	POMP-FG	33.92 SRCH
18 Veit, Eric	16	YBC-FG	34.35 SRCH
19 Bernardina, Seggio J	15	ECAC-FG	34.36 SRCH
20 Marchesani, Alessand	15	MCD-A-FG	34.45 SRCH
21 Kennedy, William T	15	LLL-FG	34.55 SRCH
22 Simpson, Daniel J	16	MACM-FG	34.60 SRCH



2015 FG Senior Championships-CSSC-071715, Sanction #: 072415FGSR-4610

Coral Springs Aquatic Complex

Results

#16 Boys 15-16 50 Meter Breast

23	Darias, Teolio	15 CM-FG	34.78	SRCH
24	Christopher, Kyeshau	15 STORM-ZZ	35.03	SRCH
25	Hernandez, Kevin	15 UN-FG	35.14	SRCH
26	Lubian, George	15 BGS-FG	35.27	SRCH
27	Malone, Roosevelt	16 DRSC-FG	35.36	SRCH
28	Grady, Marty	16 AZFL-FG	35.51	SRCH
29	Gibson, Tyler W	16 SOFL-FG	35.52	SRCH
30	Appleton, Daryl	15 STORM-ZZ	35.66	SRCH
31	Perez, Jason J	15 GRSC-FG	35.67	SRCH
32	Lara, Ronald	16 SWAT-FG	35.87	SRCH
33	Mizrachi, Elddar D	16 PST-FG	35.98	SRCH
34	Capalbo, Ivan D	15 AZFL-FG	36.17	SRCH
35	Picon, Manuel	16 MACM-FG	36.35	SRCH
36	Gonzalez, Alejandro	15 SWAT-FG	36.85	SRCH
37	Furman, Henry A	16 BRST-FG	36.97	SRCH
38	Nguyen, Duke H	15 PAQ-FG	37.29	
39	Acosta, Connor D	16 AKS-FG	37.32	
40	Figueiredo, Pedro O	15 PAQ-FG	37.52	
41	Dubay, John J	16 PAQ-FG	37.66	
42	Bremer, Austin M	16 BRST-FG	37.81	
43	Jennessee, Wyatt T	15 SOFL-FG	37.87	
44	Shover, Kaden W	16 PAQ-FG	38.15	
45	Calle, Santiago	15 SWAT-FG	38.31	
46	Munoz, Julian	16 PCS-FG	38.49	
47	Manrique, Sebastian	15 YBC-FG	38.63	
48	Gentles, Deron A	15 AZFL-FG	38.91	
49	Watson, Jalen M	16 DRSC-FG	39.12	
50	Vasquez, Carlos	15 AZFL-FG	39.19	
51	Genz, David	15 BRST-FG	39.45	
52	Arias, Andres E	15 SOFL-FG	39.58	
53	Kaufman, Kyle-Anth	15 SFTL-FG	39.89	
54	Oliver, Noah H	16 AKS-FG	40.59	
55	Kirton, Toshi T	15 LLL-FG	40.68	
56	Graves, Zachary T	16 SWAT-FG	41.47	
57	Kraft, Garret P	15 GRSC-FG	42.47	
58	Moran, Bryan	16 SOFL-FG	44.30	
---	Hartshorne, Michael	15 JDST-FG		DQ
---	Klauder-Lopez, Nich	15 GRSC-FG		NS

#17 Girls 50 Meter Breast

FGC Open Rec: 31.51 2011 Alia Atkinson

FGC Record: 30.17 2014 Alia Atkinson

41.29 SRCH

Name	Age	Team	Finals Time
1 Valls, Anna C	19	MS-FG	32.93 SRCH
2 Kopas, Emily M	18	UN-FG	34.28 SRCH

3	Jurich, Emily T	18 PCS-FG	34.47	SRCH
*4	Ahern, Caitlin M	18 SFTL-FG	34.93	SRCH
*4	Swartz, Lindsey	18 PCS-FG	34.93	SRCH
6	Fertel, Kelly A	17 GRSC-FG	35.16	SRCH
7	Zubero, Elizabeth J	17 SFTL-FG	35.30	SRCH
8	White, Caroline I	17 TPA-FL	35.51	SRCH
9	Kalandiak, Alexa S	19 MS-FG	36.07	SRCH
10	Lacuskus, Sara M	18 MCA-FG	36.16	SRCH
11	Roper, Hannah J	20 BRST-FG	36.19	SRCH
12	Gautieri, Nicole R	18 CSSC-FG	36.52	SRCH
13	Carbone, Julianna M	17 SAS-FG	36.60	SRCH
14	Creighton, Kaley C	17 BRST-FG	36.78	SRCH
15	Golding, Kathleen A	14 SOFL-FG	36.80	SRCH
16	Grabenhorst, Bailey I	19 PAQ-FG	37.22	SRCH
17	Paillere, Ariel V	17 DRSC-FG	37.44	SRCH
18	Vega, Isabella	17 MACM-FG	37.66	SRCH
19	Perez-Hickman, And	18 MACM-FG	37.66	SRCH
20	Barreto, Aley M	17 AZFL-FG	37.70	SRCH
21	Wilkerson, Rebecca	18 CSSC-FG	37.78	SRCH
22	Hunnewell, Nicole J	18 UN-FG	37.81	SRCH
23	Lacoursiere, Grace A	14 HAT-FG	37.83	SRCH
24	Coyne, Ally M	18 TPA-FL	38.11	SRCH
25	Harrington, Kelly M	17 BRST-FG	38.18	SRCH
26	Strasen, Madeline M	17 TBAY-FL	38.44	SRCH
27	Parrilli, Margot R	14 MCA-FG	38.48	SRCH
28	Peraza, Rachel	17 MACM-FG	38.85	SRCH
29	Ghali, Miriyam A	18 PCS-FG	39.14	SRCH
30	Bernstein, Brooke	17 PCS-FG	39.17	SRCH
31	Dennis, Zoe	12 STORM-ZZ	39.35	SRCH
32	Avedisian, Michaela	12 ECAC-FG	39.58	SRCH
33	Gasner, Kendall M	17 TPA-FL	40.66	SRCH
34	Proctor, Erin M	17 MCA-FG	41.07	SRCH
35	Jones, Madisyn T	17 MCDA-FG	41.21	SRCH
36	Gadelrab, Natalie P	17 PST-FG	41.26	SRCH
37	Fejzuli, Dorian M	14 MCA-FG	41.72	
38	Gasner, Mackenzie G	13 TPA-FL	42.03	
39	Suarez, Kristen N	17 LLL-FG	42.40	
40	Smith, Erika L	17 WOW-FG	43.13	
---	Wilcox, Kellie M	14 SOFL-FG		NS
---	Villarta, Julinna A	14 SF-FG		NS
---	Reback, Daly	20 NPB-FG		NS

#18 Boys 50 Meter Breast


FGC Open Rec: 27.60 2010 Vlad Polyakov

FGC Record: 27.11 2013 Felipe Lima

36.99 SRCH

Name	Age	Team	Finals Time
1 Guarente, Marco	18	UN-FG	30.36 SRCH

2	Sickert, Thiago M	27 UN-FG	30.41	SRCH
3	Won, Santiago	21 PER-ZZ	30.56	SRCH
4	Tang, Javier Antonio	17 PER-ZZ	30.69	SRCH
*5	Johnston, Johannes E	21 BRST-FG	30.82	SRCH
*5	Graff, Ryan O	18 PCS-FG	30.82	SRCH
7	Junghahn, Nicolas A	19 MS-FG	30.87	SRCH
8	Nolte, John A	20 BRST-FG	30.94	SRCH
9	Reid, Alexander J	18 MS-FG	31.00	SRCH
10	Fernandes, Guy G	18 MS-FG	31.04	SRCH
11	Rojas, Marc A	21 SOFL-FG	31.08	SRCH
12	Contich, Henry M	17 WASC-FG	31.17	SRCH
13	Castillo, Miguel Alor	18 PER-ZZ	31.43	SRCH
14	Rintel, Andreas	18 LLL-FG	31.51	SRCH
15	Evenson, Alex C	19 UN-FG	31.54	SRCH
16	Sipowski, Kameron M	21 NPB-FG	31.59	SRCH
17	Llenin, Luis A	17 MACM-FG	31.77	SRCH
18	Colaiacova, Samuel J	18 BRST-FG	32.74	SRCH
19	Cassie, Brendan P	17 UN-FG	32.87	SRCH
20	Teeters, Brendan J	18 PCS-FG	33.14	SRCH
21	Gelatt, David E	21 ECAC-FG	33.25	SRCH
22	Kurbanali, Kearn C	17 AZFL-FG	34.12	SRCH
23	Yamamoto, Henrique	17 CSSC-FG	34.27	SRCH
24	Costello, Patrick M	17 BRST-FG	34.39	SRCH
25	Farah, Jonathan E	17 SOFL-FG	34.44	SRCH
26	Darin, Robert G	17 PAQ-FG	34.64	SRCH
27	Fowler, Christian	17 MACM-FG	34.87	SRCH
*28	Davis, Paul A	21 WASC-FG	34.99	SRCH
*28	Moreno, Cole O	17 GRSC-FG	34.99	SRCH
30	Ortega, Julian M	19 LLL-FG	35.17	SRCH
*31	Quintero, Samuel	14 SOFL-FG	35.34	SRCH
*31	Moran, Brandon	14 SOFL-FG	35.34	SRCH
33	Cioffi, Christian J	17 WOW-FG	35.38	SRCH
34	Rahrig, Michael T	18 LLL-FG	35.42	SRCH
35	Taddonio, Cameron J	14 BRST-FG	35.83	SRCH
36	Cooper, Matthew	17 HAT-FG	36.28	SRCH
37	Hopkins, Dennis R	17 CSSC-FG	36.34	SRCH
38	Alem, Justin A	17 GRSC-FG	36.72	SRCH
39	Billings, Jason A	17 MCA-FG	37.02	
40	Liraz, Tom	14 YBC-FG	38.54	
41	Gonzalez, Antonio A	17 GRSC-FG	38.73	
42	Llamo, Brian	18 NMST-FG	39.82	
43	Ortiz, Simon	17 SOFL-FG	44.28	
---	Buslov, Nikita	17 ECAC-FG		DQ
---	Ballester-Cubas, Enri	17 GRSC-FG		NS
---	Delvalle, Mathew E	17 SOFL-FG		NS
---	Utz, Joaquin A	17 BGS-FG		NS
---	Ho, Quoctuan N	14 ECAC-FG		NS
---	Kloosterman, Tomas	19 PAQ-FG		NS



2015 FG Senior Championships-CSSC-071715, Sanction #: 072415FGSR-4610

Coral Springs Aquatic Complex

Results

#18 Boys 50 Meter Breast

--- Posk, Mitchell P 19 PAQ-FG NS

#19 Girls 15-16 400 Meter Free

2009USA-S Ag: 4:05.45 1988 Janet Evans
 FGC Open Rec: 4:10.81 2002 Elizabeth Hill
 FGC Record: 4:10.24 2010 Lauren Driscoll
 4:17.99 OLY 2016 Olympic Trials
 4:28.79 FUT Futures
 4:55.29 SRCH

Name	Age	Team	Finals Time
1 Mancilla, Alicia	15	GRSC-FG	4:30.26 SRCH
	30.71	33.51	34.08 34.45
	34.62	34.76	35.14 32.99
2 Quineche, Camila Ali	16	PER-ZZ	4:33.11 SRCH
	30.68	34.37	34.62 35.07
	34.74	35.01	34.45 34.17
3 Miyamoto, Victoria C	15	POMP-FG	4:34.40 SRCH
	32.09	35.57	35.78 35.44
	34.15	34.16	34.07 33.14
4 Valls, Kyla S	16	MS-FG	4:35.77 SRCH
	31.47	34.51	34.85 35.22
	34.63	35.31	34.98 34.80
5 Sizemore, Sloan M	15	POMP-FG	4:37.90 SRCH
	32.56	35.42	36.30 35.82
	34.90	34.73	34.37 33.80
6 Van Den Berg, Andre	16	AZFL-FG	4:37.98 SRCH
	31.86	34.68	35.30 35.15
	35.30	35.50	35.48 34.71
7 Hudson, Camryn C	16	LLL-FG	4:39.64 SRCH
	31.85	33.81	35.76 35.51
	36.05	35.82	35.87 34.97
8 Ellis, Brooke N	16	GRSC-FG	4:39.82 SRCH
	32.64	35.60	35.41 35.82
	35.86	35.58	35.02 33.89
9 Kock, Florence L	15	UN-FG	4:41.48 SRCH
	31.44	34.96	35.11 36.02
	36.45	36.73	35.54 35.23
10 Regueira, Nicole	15	GRSC-FG	4:41.83 SRCH
	32.32	35.39	35.55 35.99
	36.14	35.92	35.60 34.92
11 Leininger, Tara T	15	NPB-FG	4:41.96 SRCH
	32.13	34.99	35.28 35.71
	35.62	35.78	36.14 36.31
12 Heron, Kelley E	15	SOFL-FG	4:41.97 SRCH
	31.86	35.08	35.38 36.11
	35.51	36.13	36.37 35.53


13 Olivardia, Grace A	15	TPA-FL	4:43.13 SRCH
	31.91	35.50	35.53 36.24
	35.27	36.36	36.64 35.68
14 Sipowski, Shayne N	16	NPB-FG	4:44.56 SRCH
	32.31	35.74	35.93 36.45
	36.16	36.22	36.45 35.30
15 Gomez, Daniela C	15	PCS-FG	4:45.79 SRCH
	32.20	35.86	36.53 36.68
	35.77	36.51	36.49 35.75
16 Cozad, Grace G	16	WOW-FG	4:45.91 SRCH
	31.79	35.23	36.01 36.32
	36.29	37.01	36.59 36.67
17 Russell, Julianna N	15	PCS-FG	4:48.50 SRCH
	32.20	35.07	36.14 36.20
	36.68	37.45	37.63 37.13
18 Gest, Kelly E	16	POMP-FG	4:49.36 SRCH
	31.84	36.14	37.28 37.50
	37.00	37.66	36.55 35.39
19 Brannan, Marissa N	15	UN-FG	4:49.37 SRCH
	31.85	35.38	36.27 37.24
	37.34	38.00	36.91 36.38
20 Trieschmann, Hannal	15	WOW-FG	4:49.56 SRCH
	31.85	36.05	36.92 37.47
	37.22	37.91	36.94 35.20
21 Warren, Bailey K	16	PAQ-FG	4:50.61 SRCH
	32.33	36.70	36.43 37.68
	36.64	37.60	36.78 36.45
22 Cordes, Hannah Q	15	MS-FG	4:52.44 SRCH
	31.50	36.87	37.06 37.99
	36.74	38.52	37.04 36.72
23 Oyetunji, Abolade A	15	SOFL-FG	4:53.49 SRCH
			17.23 36.55
	37.22	37.51	37.45 1:51.41
24 Contogonas, Zoe L	16	TPA-FL	4:59.59
	32.51	36.20	38.08 37.98
	38.98	38.73	39.00 38.11
25 Bucaro, Sarah M	15	AZFL-FG	5:01.68
	33.38	37.57	38.15 38.14
	38.26	38.86	38.67 38.65
26 Duritsa, Ashley H	15	BRST-FG	5:01.94
	33.83	37.39	38.52 39.03
	39.49	39.60	38.75 35.33
27 Bucaro, Sophia A	16	AZFL-FG	5:02.49
	34.20	37.41	37.71 38.29
	38.14	39.10	39.20 38.44
28 Rodriguez, Sofia M	16	ASC-FG	5:02.97
	34.27	37.49	38.21 38.83
	38.88	39.11	38.85 37.33

29 Costantino, Alexandr	15	WOW-FG	5:09.63
	33.70	38.43	39.08 39.39
	39.65	40.23	39.72 39.43
30 Jung, Cybele P	16	ECAC-FG	5:12.44
	32.30	35.90	37.89 39.21
	42.84	44.91	45.00 34.39
31 Carpenter, Anna C	15	TPA-FL	5:14.30
	34.63	38.01	39.55 39.91
	40.91	41.08	40.56 39.65
--- Fernandez, Jessica N	15	GRSC-FG	NS
--- Schimansky, Megan	15	CSSC-FG	SCR

#20 Boys 15-16 400 Meter Free

2009USA-S Ag: 3:50.68 2002 Larsen Jensen
 FGC Open Rec: 3:50.68 2002 Larsen Jensen
 FGC Record: 3:59.42 1981 Matt Cetlinski
 3:58.69 OLY 2016 Olympic Trials
 4:09.99 FUT Futures
 4:38.39 SRCH

Name	Age	Team	Finals Time
1 Smith, Theodore C	16	SRQ-FL	4:10.33 SRCH
	28.53	31.12	31.20 31.41
	31.61	31.88	32.83 31.75
2 Fungairino, Aitor S	15	MACM-FG	4:13.17 SRCH
	29.04	31.87	32.61 32.99
	32.01	32.44	31.93 30.28
3 Sharp, Nicholas R	16	SAS-FG	4:15.47 SRCH
	28.36	31.73	32.08 32.64
	32.53	33.00	32.64 32.49
4 Danyliv, Orest	16	GRSC-FG	4:15.57 SRCH
	29.24	32.26	32.74 33.01
	32.40	32.35	31.94 31.63
5 Pinon, Julien	16	SOFL-FG	4:15.73 SRCH
	28.41	31.96	32.76 32.72
	32.27	32.73	32.04 32.84
6 Cancel, Miguel	15	GRSC-FG	4:16.03 SRCH
	28.51	31.77	32.75 33.32
	33.33	33.61	31.51 31.23
7 Asnis, Samuel G	16	SOFL-FG	4:16.69 SRCH
	29.93	32.43	32.74 32.68
	32.73	32.37	32.12 31.69
8 Kopecki, Christian J	16	SOFL-FG	4:16.89 SRCH
	28.84	32.04	32.70 33.12
	33.18	33.26	32.88 30.87
9 Groters, Patrick G	16	PCS-FG	4:17.04 SRCH
	28.99	32.40	32.60 32.97
	32.91	33.46	32.09 31.62



2015 FG Senior Championships-CSSC-071715, Sanction #: 072415FGSR-4610

Coral Springs Aquatic Complex

Results

#20 Boys 15-16 400 Meter Free

10	Serida, Diego	16 PER-ZZ	4:17.26	SRCH
	29.29	32.84	33.31	33.12
	33.02	32.93	32.61	30.14
11	Taddonio, Matthew J	16 BRST-FG	4:17.75	SRCH
	29.16	32.60	32.86	33.09
	32.75	33.10	32.53	31.66
12	Gribble, Trahern O	15 GRSC-FG	4:18.30	SRCH
	29.09	32.22	31.78	32.93
	32.03	33.58	33.70	32.97
13	Reuter, George P	16 TPA-FL	4:18.53	SRCH
	28.83	33.15	32.65	32.63
	33.04	33.15	33.34	31.74
14	Jacobs, Daniel A	15 UN-FG	4:18.90	SRCH
	29.18	32.08	32.74	33.33
	33.32	33.57	33.39	31.29
15	Porto, Kevin	15 SOFL-FG	4:19.34	SRCH
	29.14	32.37	32.26	33.16
	32.97	34.02	33.72	31.70
16	Cassidy, Padraic P	15 AZFL-FG	4:20.35	SRCH
	29.00	32.59	33.22	33.47
	33.25	33.46	33.31	32.05
17	Asnis, Maximilian S	15 SOFL-FG	4:20.54	SRCH
	29.77	32.57	32.82	33.79
	33.08	33.59	32.61	32.31
18	Ingram, Jared L	16 LLL-FG	4:20.62	SRCH
	28.64	33.36	33.51	33.46
	33.28	33.56	33.54	31.27
19	Marin, Ervin	15 SOFL-FG	4:20.89	SRCH
	29.28	32.91	33.37	33.09
	33.41	32.98	33.34	32.51
20	Diaz, Juan G	15 SOFL-FG	4:20.96	SRCH
	29.26	32.53	32.94	33.21
	33.25	33.09	33.73	32.95
21	Urrutia, Felipe	15 MS-FG	4:21.78	SRCH
	29.98	32.34	32.71	32.96
	33.35	33.81	33.58	33.05
22	Lucas, Juan S	16 SOFL-FG	4:22.20	SRCH
	29.98	33.20	33.69	33.82
	33.44	33.87	33.06	31.14
23	Smith, Colin D	16 UN-FG	4:22.22	SRCH
	29.75	33.10	33.26	33.36
	33.46	33.82	33.63	31.84
24	Dimatteo, Kyle E	15 LLL-FG	4:22.35	SRCH
	29.37	32.38	33.45	33.35
	33.38	34.09	33.94	32.39


25	Matheus, Eric	15 SAS-FG	4:22.38	SRCH
	29.81	32.39	32.85	34.02
	33.59	34.13	33.21	32.38
26	Dodge, Grant D	15 NPB-FG	4:23.54	SRCH
	28.92	32.55	32.61	33.43
	33.78	34.11	34.11	34.03
27	Fregosi, Carson C	16 SAS-FG	4:24.18	SRCH
	29.17	32.45	33.45	34.04
	33.68	34.23	34.24	32.92
28	Roche, Ricardo	15 SOFL-FG	4:24.69	SRCH
	30.01	32.79	33.88	33.22
	33.59	33.63	34.36	33.21
29	Proctor, Noah J	15 MCA-FG	4:25.21	SRCH
	30.32	33.31	33.93	33.14
	34.07	33.94	34.14	32.36
30	Kesten, Connor S	15 SRQ-FL	4:26.65	SRCH
	31.19	34.46	33.30	33.39
	33.33	34.47	33.73	32.78
31	Gutierrez, Chris A	16 BGS-FG	4:27.67	SRCH
	30.09	33.23	35.06	34.24
	34.99	33.81	34.31	31.94
32	Rodriguez, Fernando	15 MACM-FG	4:29.30	SRCH
	30.40	33.20	33.89	34.68
	34.61	34.97	34.56	32.99
33	Gawronski, Reese T	15 TPA-FL	4:29.32	SRCH
	29.94	33.67	34.10	33.84
	33.80	34.93	34.43	34.61
34	Cardozo, Joseph J	16 BGS-FG	4:29.47	SRCH
	30.95	33.37	34.61	34.67
	34.76			32.54
35	Vatinelle, Matthieu A	16 AKS-FG	4:29.85	SRCH
	30.69	33.44	34.23	34.61
	34.51	34.67	34.39	33.31
36	Menocal, Matthew J	16 SOFL-FG	4:31.63	SRCH
	31.29	32.53	34.53	34.20
	35.08	35.32	34.34	34.34
37	Valenti, Charles C	16 SRQ-FL	4:32.11	SRCH
	31.67	33.79	34.62	34.56
	34.71	35.06	34.61	33.09
38	Padron, Dante A	15 GRSC-FG	4:33.70	SRCH
	31.38	34.31	34.42	34.68
	34.37	35.26	34.87	34.41
39	Almagro, Richard	15 GRSC-FG	4:33.87	SRCH
	32.21	35.31	34.44	35.39
	34.56	34.86	34.04	33.06
40	Josefina, Carolus A	15 UN-FG	4:39.34	
	30.90	34.82	36.20	36.83
	35.61	36.33	35.75	32.90

41	McClenney, Bennett	16 YBC-FG	4:39.54
	31.92	35.02	35.49
	35.18	35.86	36.17
42	Fraiman, Elad	16 UN-FG	4:45.17
	31.22	35.32	36.74
	36.66	36.86	36.48
43	Mulet, Joaquin A	15 MACM-FG	4:56.86
	33.28	36.18	38.09
	38.24	38.69	37.11
---	Kuniy, Fernando	15 UN-FG	SCR
---	Avellaneda, Diego M	15 SUN-FG	SCR

#21 Girls 400 Meter Free

FGC Open Rec: 4:08.43 2002 Diana Munz
FGC Record: 4:10.24 2010 Lauren Driscoll
4:17.99 OLY 2016 Olympic Trials
4:19.49 WCT
4:22.19 SUJU
4:28.79 FUT Futures
4:43.29 SPSE
4:55.29 SRCH

Name	Age	Team	Finals Time
1 Urquidi, Nicole P	17	GRSC-FG	4:18.04 WCT
			29.45 32.19 32.55 32.97
			32.94 33.22 32.68 32.04
2 Egorova, Anya	17	GRSC-FG	4:20.98 SUJU
			29.54 32.42 33.04 33.23
			33.41 33.15 33.37 32.82
3 Fertel, Kelly A	17	GRSC-FG	4:22.97 FUT
			30.37 32.90 32.63 33.62
			33.51 33.68 33.93 32.33
4 Sanchez, Namilla S	17	GRSC-FG	4:25.09 FUT
			30.82 33.22 33.37 33.73
			33.24 33.96 33.57 33.18
5 Davis, Cameron B	19	CANE-FG	4:25.83 FUT
			30.37 33.17 33.60 33.53
			33.71 33.85 34.24 33.36
6 Santander, Andrea E	13	GRSC-FG	4:27.20 FUT
			30.58 33.51 33.93 33.93
			33.95 34.26 33.95 33.09
7 Mason, Audrey N	17	PCS-FG	4:31.19 SPSE
			31.27 34.32 33.72 34.33
			34.12 34.71 34.85 33.87
8 Squartino, Geena	19	SF-FG	4:32.67 SPSE
			31.10 33.17 34.17 34.52
			35.06 35.25 35.14 34.26



2015 FG Senior Championships-CSSC-071715, Sanction #: 072415FGSR-4610

Coral Springs Aquatic Complex

Results

#21 Girls 400 Meter Free

9	Galea Berraud, Catal	18 UN-FG	4:33.16	SPSE
	31.38	33.73	34.19	34.41
	34.61	34.83	35.22	34.79
10	Campo, Stephanie	17 CSSC-FG	4:35.39	SPSE
	31.57	33.98	34.45	34.82
	34.84	35.26	35.44	35.03
11	Gallegos, Diana Vero	17 PER-ZZ	4:36.48	SPSE
	32.36	35.03	35.42	35.38
	35.05	35.19	34.60	33.45
12	White, Caroline I	17 TPA-FL	4:37.47	SPSE
	31.58	34.33	34.94	35.81
	35.94	35.38	35.19	34.30
13	Cimino, Athena S	18 TBAY-FL	4:38.01	SPSE
	31.27	34.05	35.11	35.80
	35.61	35.93	35.74	34.50
14	Munion, Brooke	20 ACE-FG	4:38.49	SPSE
	32.27	35.19	36.11	35.39
	35.13	35.35	35.05	34.00
15	Holowchak, Makaela	14 STORM-ZZ	4:42.10	SPSE
	32.75	34.90	35.40	36.01
	35.66	36.38	35.99	35.01
16	Phillips, Lacy F	17 WOW-FG	4:42.28	SPSE
	31.77	34.80	35.93	36.12
	35.61	35.63	36.89	35.53
17	Gornisiewicz, Sabrin	17 PCS-FG	4:43.61	SRCH
	32.77	34.82	35.63	35.95
	35.80	36.39	36.66	35.59
18	Herman, Kylie F	18 SOFL-FG	4:46.50	SRCH
	32.14	35.94	35.92	36.39
	36.55	36.49	36.75	36.32
19	Strasen, Madeline M	17 TBAY-FL	4:46.85	SRCH
	34.01	36.36	36.66	36.09
	35.85	35.90	36.65	35.33
20	Battles, Rebecca T	17 JDST-FG	4:47.45	SRCH
	32.75	35.53	35.74	36.42
	36.57	36.89	37.33	36.22
21	Posso, Nastassja	17 GRSC-FG	4:50.48	SRCH
	33.01	37.26	38.01	37.81
	36.73	36.38	36.02	35.26
22	Herrod, Ashley C	17 WOW-FG	4:51.98	SRCH
	33.90	36.90	37.04	37.20
	36.76	37.19	36.67	36.32
23	Pearce, Amber K	17 JDST-FG	4:52.65	SRCH
			12.96	35.25
	36.73	37.66	1:54.33	36.09


24	Nieto, Nicole	17 MACM-FG	4:52.97	SRCH
	32.74	36.91	37.45	37.78
	37.87	37.39	37.33	35.50
25	King, Abigail N	20 PAQ-FG	4:55.45	
	32.50	35.82	36.77	37.63
	38.40	38.45	37.85	38.03
26	Mutschler, Sydney N	17 WOW-FG	4:56.14	
	33.98	36.69	37.10	37.64
	38.05	38.25	37.83	36.60
27	Prindle, Brianna L	17 GRSC-FG	4:57.76	
	34.12	36.78	37.67	38.03
	37.75	38.06	37.94	37.41
28	Seto, Tiffany	14 SF-FG	4:58.71	
	34.41	37.29	37.99	38.14
	38.02	38.18	37.75	36.93
29	Early, Taylor M	18 UN-FG	5:01.39	
	32.98	36.75	37.63	38.54
	38.75	38.99	39.22	38.53
30	Ambrosini, Antonella	17 MCA-FG	5:09.03	
	33.03	37.58	39.20	39.37
	39.94	40.00	39.85	40.06

6	Fisher, Matthew G	18 BRST-FG	4:11.98	SPSE
	28.66	31.71	31.59	31.79
	31.59	32.35	32.58	31.71
7	Zacka, Edward J	19 ACE-FG	4:12.56	SPSE
	28.44	30.79	31.19	31.41
	32.19	32.91	33.20	32.43
8	Alatorre, Fernando	17 AZFL-FG	4:13.15	SPSE
	28.75	31.55	32.08	32.56
	31.94	32.92	32.30	31.05
9	Arispe, Sebastian	22 PER-ZZ	4:14.03	SPSE
	28.03	31.56	32.11	32.55
	32.49	32.82	32.90	31.57
10	Pierce, Bryce E	18 CSSC-FG	4:17.77	SPSE
	29.15	33.00	33.10	33.21
	33.40	32.84	31.58	31.49
11	Pillado, Austin J	20 UN-FG	4:19.99	SPSE
	28.88	32.60	33.10	33.10
	33.59	32.76	33.69	32.27
12	Legrand, Jemal E	21 AZFL-FG	4:20.53	SPSE
	28.96	32.08	32.80	32.80
	32.65	33.19	34.51	33.54
13	Utz, Joaquin A	17 BGS-FG	4:21.07	SPSE
	28.93	32.58	33.40	33.66
	33.10	33.36	33.61	32.43
14	Medina, Nicolas B	17 PER-ZZ	4:21.82	SPSE
	29.25	33.40	33.77	34.20
	34.09	34.06	32.26	30.79
15	Anderson, Cameron	17 MCA-FG	4:23.10	SPSE
	30.01	32.96	33.17	33.83
	33.85	33.80	33.18	32.30
16	Bermudez, Miguel	18 UN-FG	4:23.77	SPSE
	30.98	32.93	32.38	33.52
	33.64	33.93	33.27	33.12
17	Rintel, Andreas	18 LLL-FG	4:23.87	SPSE
	29.56	32.15	33.23	33.92
	34.19	34.58	34.48	31.76
18	Arrington, Sean L	17 UN-FG	4:24.02	SPSE
	29.64	32.99	34.00	34.23
	33.24	33.58	34.00	32.34
19	Santos, Mattheus C	14 POMP-FG	4:24.09	SPSE
	30.54	33.65	33.71	34.09
	33.29	34.20	32.39	32.22
20	Hicks, Mark S	18 MS-FG	4:24.91	SPSE
	29.77	32.27	33.76	33.81
	33.92	33.49	33.67	34.22
21	Capote, Ryan A	17 SOFL-FG	4:28.97	SRCH
	29.40	33.03	34.15	34.11
	34.19	35.11	35.57	33.41

#22 Boys 400 Meter Free

FGC Open Rec: 3:48.60 2002 Klete Keller
 FGC Record: 3:50.65 1988 Anders Holmertz
 3:58.69 OLY 2016 Olympic Trials
 4:01.29 WCT
 4:03.59 SUJU
 4:09.99 FUT Futures
 4:26.39 SPSE
 4:38.39 SRCH

Name	Age	Team	Finals Time
1 Carter, Nick C	25	GRSC-FG	4:03.51 SUJU
			28.06 31.32 30.90 30.97
			30.76 31.10 30.76 29.64
2 Lupoli, Franco A	21	UN-FG	4:03.57 SUJU
			27.84 30.24 30.98 31.11
			30.80 31.04 31.17 30.39
3 Cronin, Alex M	17	JDST-FG	4:08.99 FUT
			28.52 30.70 31.62 31.66
			31.60 32.27 31.81 30.81
4 Lijoi, Vincent F	17	SRQ-FL	4:09.37 FUT
			29.24 31.57 32.03 32.07
			31.66 31.98 30.81 30.01
5 Nord, Nicholas F	21	GRSC-FG	4:09.40 FUT
			28.66 30.93 31.31 31.57
			31.54 31.52 32.17 31.70



2015 FG Senior Championships-CSSC-071715, Sanction #: 072415FGSR-4610

Coral Springs Aquatic Complex

Results

#22 Boys 400 Meter Free

22	Colon, Jordan D	18 SOFL-FG	4:29.48	SRCH
	29.61	32.93	33.49	34.47
	34.69	34.94	34.84	34.51
23	Allen, Dylan M	18 SFTL-FG	4:30.09	SRCH
	30.61	33.44	34.33	34.49
	34.46	35.01	34.55	33.20
24	Velasquez, Esteban	18 AZFL-FG	4:30.53	SRCH
	29.74	32.50		
	34.48	35.01	35.70	35.00
25	Cantisano, Jose R	17 MACM-FG	4:34.65	SRCH
	30.29	34.09	34.36	34.97
	34.96	35.60	35.39	34.99
26	Cantu, David	19 AZFL-FG	4:35.10	SRCH
	30.80	33.55	34.33	33.86
	35.00	34.14	36.27	37.15
27	Devitt, Graham F	17 SRQ-FL	4:36.50	SRCH
	30.16	34.32	35.12	35.79
	35.48	35.93	36.14	33.56
28	Folz, Joseph J	17 UN-FG	4:37.42	SRCH
	29.73	34.48	35.40	35.92
	35.22	36.08	35.49	35.10
29	Kloosterman, Tomas	19 PAQ-FG	4:40.32	
	30.27	33.90	34.89	35.36
	36.16	36.45	37.01	36.28
30	Gerstein, Brian S	17 GRSC-FG	4:45.91	
	32.42	35.19	35.55	36.68
	36.20	36.93	36.94	36.00
---	Garcia, Christian R	18 AZFL-FG		SCR
---	Gomez, Felipe	22 AZFL-FG		SCR

#24 Boys 400 Meter Free Relay

FGC Open Rec: 3:20.68 2002 Irvine Novaquatics
Tea Austin, Kicker Vencill, Scott Tucker, Jason Le
FGC Record: 3:21.49 1988 Mission Bay Makos Swi
A. Jameson, M. Soderlund, J. Holmquist, P. Johansson
3:29.89 WCT
3:34.89 SUJU
3:40.89 FUT Futures
4:04.09 SPSE

Team	Relay	Finals Time
---	JDST-FG	A SCR

#25 Girls 15-16 200 Meter Free


2009USA-S Ag: 1:57.73 2009 Dagny Knutson
FGC Open Rec: 2:00.72 2002 Rhi Jeffrey
FGC Record: 1:59.76 2003 Rhi Jeffrey
2:02.39 OLY 2016 Olympic Trials
2:08.19 FUT Futures
2:13.59 SUSE
2:22.49 SRCH

Name	Age	Team	Finals Time
A - Final			
1 Valls, Kyla S	16	MS-FG	2:06.86 FUT
	29.33	32.48	33.06 31.99
2 Maiocco, Claire O	16	TPA-FL	2:07.49 FUT
	29.67	32.61	33.49 31.72
3 Sizemore, Sloan M	15	POMP-FG	2:07.54 FUT
	29.16	32.17	33.15 33.06
4 Kock, Florence L	15	UN-FG	2:08.39 SUSE
	29.68	32.71	33.57 32.43
5 Mancilla, Alicia	15	GRSC-FG	2:09.82 SUSE
	29.72	32.73	34.18 33.19
6 Lyn, Annabella T	15	PCS-FG	2:11.78 SUSE
	30.16	33.76	34.27 33.59
7 Hudson, Camryn C	16	LLL-FG	2:12.52 SUSE
	30.48	33.52	34.62 33.90
8 Meadows, Morgan L	16	SFTL-FG	2:12.63 SUSE
	30.88	33.41	34.16 34.18
B - Final			
9 Quineche, Camila Al	16	PER-ZZ	2:10.92 SUSE
	30.49	33.85	33.83 32.75
10 Olivardia, Grace A	15	TPA-FL	2:11.45 SUSE
	30.81	33.66	33.17 33.81
11 Ellis, Brooke N	16	GRSC-FG	2:12.75 SUSE
	31.05	33.81	34.51 33.38
12 Maduro, Rebecca J	16	UN-FG	2:13.36 SUSE
	30.41	33.98	34.32 34.65
13 Asseraf, Sarah	16	SFTL-FG	2:13.89 SRCH
	31.00	33.79	34.87 34.23
14 Van Den Berg, Andre	16	AZFL-FG	2:14.26 SRCH
	30.87	34.31	34.65 34.43
15 Sipowski, Shayne N	16	NPB-FG	2:15.46 SRCH
	31.06	34.29	35.19 34.92
16 Rubin, Acadia C	15	NPB-FG	2:15.79 SRCH
	31.64	34.43	35.43 34.29

#25 Girls 15-16 200 Meter Free

2009USA-S Ag: 1:57.73 2009 Dagny Knutson
FGC Open Rec: 2:00.72 2002 Rhi Jeffrey
FGC Record: 1:59.76 2003 Rhi Jeffrey
2:02.39 OLY 2016 Olympic Trials
2:08.19 FUT Futures
2:13.59 SUSE
2:22.49 SRCH

Name	Age	Team	Prelim Time
Preliminaries			
1 Valls, Kyla S	16	MS-FG	2:07.28 qFUT
	29.15	32.12	33.16 32.85
2 Maiocco, Claire O	16	TPA-FL	2:10.74 qSUSE
	30.62	33.29	34.36 32.47
3 Kock, Florence L	15	UN-FG	2:10.82 qSUSE
	29.81	33.15	34.24 33.62
4 Sizemore, Sloan M	15	POMP-FG	2:11.20 qSUSE
	30.43	33.54	34.00 33.23
5 Hudson, Camryn C	16	LLL-FG	2:12.16 qSUSE
	30.73	33.77	34.42 33.24
6 Jung, Cybele P	16	ECAC-FG	2:12.20 qSUSE
	29.78	32.20	35.23 34.99
7 Mancilla, Alicia	15	GRSC-FG	2:12.26 qSUSE
	30.42	33.72	34.94 33.18
8 Meadows, Morgan L	16	SFTL-FG	2:12.62 qSUSE
	30.97	34.01	34.23 33.41
9 Lyn, Annabella T	15	PCS-FG	2:12.80 qSUSE
	30.54	33.15	34.89 34.22
10 Quineche, Camila Al	16	PER-ZZ	2:13.07 qSUSE
	30.31	33.45	35.13 34.18
11 Van Den Berg, Andre	16	AZFL-FG	2:13.27 qSUSE
	30.82	33.88	34.51 34.06
*12 Ellis, Brooke N	16	GRSC-FG	2:13.80 qSRCH
	30.66	34.18	35.06 33.90
*12 Asseraf, Sarah	16	SFTL-FG	2:13.80 qSRCH
	30.63	34.09	34.67 34.41
14 Maduro, Rebecca J	16	UN-FG	2:15.03 qSRCH
			1:55.19
15 Olivardia, Grace A	15	TPA-FL	2:15.12 qSRCH
	30.10	34.65	35.13 35.24
16 Sipowski, Shayne N	16	NPB-FG	2:15.38 qSRCH
	30.60	34.54	35.22 35.02
17 Rubin, Acadia C	15	NPB-FG	2:15.67 SRCH
	31.50	34.44	35.49 34.24
18 Brannan, Marissa N	15	UN-FG	2:16.44 SRCH
	30.74	33.93	35.85 35.92



2015 FG Senior Championships-CSSC-071715, Sanction #: 072415FGSR-4610

Coral Springs Aquatic Complex

Results

Preliminaries ... (#25 Girls 15-16 200 Meter Free)

19	Talamo, Julia	16 MACM-FG	2:16.72	SRCH	31.54	34.30	35.22	35.66
20	Regueira, Nicole	15 GRSC-FG	2:16.90	SRCH	32.04	34.68	35.60	34.58
21	Gest, Kelly E	16 POMP-FG	2:17.43	SRCH	31.08	34.66	36.12	35.57
22	Westbrook, Fatimah I	16 POMP-FG	2:17.98	SRCH	31.69	35.55	35.49	35.25
23	Leininger, Tara T	15 NPB-FG	2:18.30	SRCH	31.70	34.84	36.05	35.71
24	Russell, Julianna N	15 PCS-FG	2:18.34	SRCH	30.64	34.42	36.67	36.61
25	English, Isabella M	16 TPA-FL	2:18.73	SRCH	31.65	35.31	36.60	35.17
26	Warren, Bailey K	16 PAQ-FG	2:18.90	SRCH	31.29	34.67	36.99	35.95
27	Gomez, Daniela C	15 PCS-FG	2:19.05	SRCH	30.83	34.43	36.04	37.75
28	Perna, Sabrina I	15 UN-FG	2:19.09	SRCH	31.78	35.39	36.17	35.75
29	Oyetunji, Abolade A	15 SOFL-FG	2:19.26	SRCH	31.93	35.54	35.22	36.57
30	Trieschmann, Hannal	15 WOW-FG	2:20.30	SRCH	31.40	35.42	37.28	36.20
31	Fossas, Abigail R	15 SUN-FG	2:20.44	SRCH	32.77	36.63	36.42	34.62
32	Perez, Alexandra N	15 GRSC-FG	2:20.45	SRCH	32.81	35.50	36.27	35.87
33	Crouse, Ashley E	15 PAQ-FG	2:20.87	SRCH	32.21	34.87	37.16	36.63
34	Bucaro, Andrea I	16 AZFL-FG	2:20.89	SRCH	31.75	35.39	36.92	36.83
35	Cozad, Grace G	16 WOW-FG	2:21.14	SRCH	32.21	35.09	36.95	36.89
36	Secrest, Kelly N	15 NPB-FG	2:21.30	SRCH	32.69	35.84	36.54	36.23
37	Chiarella, Daria A	16 CSSC-FG	2:21.82	SRCH	32.18	35.44	36.86	37.34
38	Cordes, Hannah Q	15 MS-FG	2:22.56		31.27	36.34	38.27	36.68
39	Rubiano, Alexandra I	16 MACM-FG	2:23.44		32.57	35.78	38.20	36.89
40	Cornejo, Fernanda M	15 AZFL-FG	2:23.98		32.23	35.92	38.20	37.63
41	Contogonas, Zoe L	16 TPA-FL	2:24.00		32.04	35.60	37.99	38.37

42	Mlujeak, Stephanie N	16 SOFL-FG	2:24.27		33.03	36.21	37.66	37.37
43	Duritsa, Ashley H	15 BRST-FG	2:24.47		33.12	37.26	37.75	36.34
44	Montgomery, Anna V	15 PCS-FG	2:24.51		32.94	36.62	38.08	36.87
*45	Cabral, Kodi M	16 ECAC-FG	2:24.91		33.69	37.76	38.15	35.31
*45	Peralta, Renata	16 MS-FG	2:24.91		32.25	37.12	37.90	37.64
47	Heidish, Summer P	15 TPA-FL	2:24.97		33.52	37.07	38.06	36.32
48	Jones, Josephine J	16 WOW-FG	2:25.25		32.46	37.21	38.10	37.48
49	Gasner, Kaitlin J	15 TPA-FL	2:25.26		33.72	37.14	38.03	36.37
50	Rodriguez, Sofia M	16 ASC-FG	2:25.31		32.91	36.46	37.90	38.04
51	Costantino, Alexandr	15 WOW-FG	2:25.39		31.38	38.22	38.39	37.40
52	Carpenter, Anna C	15 TPA-FL	2:25.61		33.66	36.73	38.63	36.59
53	Giblin, Nicole A	15 NPB-FG	2:25.86		33.21	36.96	38.13	37.56
54	Comunale, Isabella	15 AZFL-FG	2:26.38		32.47	37.17	38.14	38.60
55	Christmas, Kassandr	15 LLL-FG	2:28.13		33.25	37.09	39.47	38.32
56	Garcia, Leilani N	16 TPA-FL	2:29.86		34.15	37.67	38.56	39.48
---	Bucaro, Sarah M	15 AZFL-FG	NS					
---	Grussmark, Camryn I	16 MS-FG	NS					
---	Bucaro, Sophia A	16 AZFL-FG	NS					
---	Ciesla, Marta K	16 PCS-FG	NS					

#26 Boys 15-16 200 Meter Free

2009USA-S Ag: 1:49.48 1998 Ian Crocker
 FGC Open Rec: 1:51.96 2014 Grant Sanders
 FGC Record: 1:52.36 1996 Clayton Jones
 1:51.89 OLY 2016 Olympic Trials
 1:58.09 FUT Futures
 2:01.69 SUSE
 2:11.59 SRCH

Name	Age	Team	Finals Time
A - Final			
1 Cancel, Miguel	15	GRSC-FG	1:54.54 FUT
	26.78	29.49	29.13 29.14

2	Smith, Theodore C	16 SRQ-FL	1:56.78	FUT	27.54	29.64	30.07	29.53
3	Gribble, Trahern O	15 GRSC-FG	1:58.74	SUSE	27.46	29.61	30.30	31.37
4	Marin, Ervin	15 SOFL-FG	1:59.06	SUSE	27.60	30.57	30.66	30.23
5	Jacobs, Daniel A	15 UN-FG	1:59.48	SUSE	28.33	30.80	31.34	29.01
6	Serida, Diego	16 PER-ZZ	1:59.61	SUSE	27.83	30.87	31.14	29.77
7	Reuter, George P	16 TPA-FL	1:59.82	SUSE	27.77	30.85	31.55	29.65
8	Lares, Andres A	15 AZFL-FG	2:04.29	SRCH	27.69	30.75	32.14	33.71


B - Final

9	Groters, Patrick G	16 PCS-FG	1:59.22	SUSE	27.81	30.83	30.66	29.92
10	Zuyus, Tyler E	15 POMP-FG	1:59.38	SUSE	27.57	30.54	31.14	30.13
11	Asnis, Maximilian S	15 SOFL-FG	2:00.51	SUSE	28.70	31.46	30.42	29.93
12	Dodge, Grant D	15 NPB-FG	2:00.83	SUSE	28.26	30.26	31.26	31.05
13	Lucas, Juan S	16 SOFL-FG	2:01.77	SRCH	28.81	31.68	31.16	30.12
14	Danyliv, Orest	16 GRSC-FG	2:01.90	SRCH	28.84	31.02	31.32	30.72
15	Matheus, Eric	15 SAS-FG	2:01.95	SRCH	27.73	30.91	31.55	31.76
16	Cardozo, Joseph J	16 BGS-FG	2:03.23	SRCH	28.86	31.08	32.28	31.01

#26 Boys 15-16 200 Meter Free

2009USA-S Ag: 1:49.48 1998 Ian Crocker
 FGC Open Rec: 1:51.96 2014 Grant Sanders
 FGC Record: 1:52.36 1996 Clayton Jones
 1:51.89 OLY 2016 Olympic Trials
 1:58.09 FUT Futures
 2:01.69 SUSE
 2:11.59 SRCH

Name	Age	Team	Prelim Time
Preliminaries			
1 Cancel, Miguel	15	GRSC-FG	1:57.03 qFUT
	26.95	29.44	30.28 30.36
2 Smith, Theodore C	16	SRQ-FL	1:58.14 qSUSE
	27.21	29.97	30.74 30.22




2015 FG Senior Championships-CSSC-071715, Sanction #: 072415FGSR-4610

Coral Springs Aquatic Complex

Results

Preliminaries ... (#26 Boys 15-16 200 Meter Free)

3	Gribble, Trahern O	15 GRSC-FG	1:58.73	qSUSE	25	Rodriguez, Fernando	15 MACM-FG	2:04.90	SRCH	49	Solares, Andres	15 MACM-FG	2:10.67	SRCH
	27.18	29.73	30.74	31.08		28.97	31.72	32.01	32.20		29.92	32.82	33.72	34.21
4	Serida, Diego	16 PER-ZZ	1:59.95	qSUSE	26	Ferrara, Nico J	15 CSSC-FG	2:04.91	SRCH	50	Shover, Kaden W	16 PAQ-FG	2:10.71	SRCH
	27.68	30.79	31.68	29.80		28.84	32.02	32.37	31.68		29.38	32.71	33.98	34.64
5	Marin, Ervin	15 SOFL-FG	2:00.20	qSUSE	27	Fregosi, Carson C	16 SAS-FG	2:05.08	SRCH	51	Kennedy, William T	15 LLL-FG	2:10.73	SRCH
	27.89	30.45	31.05	30.81		28.74	31.10	32.60	32.64		29.23	32.69	34.32	34.49
6	Jacobs, Daniel A	15 UN-FG	2:00.40	qSUSE	28	Taddonio, Matthew J	16 BRST-FG	2:05.49	SRCH	52	Lundgren, Paul M	15 AKS-FG	2:10.87	SRCH
	29.01	30.90	31.32	29.17		29.01	31.56	32.62	32.30		30.44	33.77	34.08	32.58
7	Lares, Andres A	15 AZFL-FG	2:01.09	qSUSE	29	Medina, Josten W	16 MS-FG	2:05.80	SRCH	53	Boswell, Wyatt P	16 WOW-FG	2:11.03	SRCH
	27.56	29.85	31.65	32.03		28.64	31.85	32.82	32.49		29.01			34.68
8	Reuter, George P	16 TPA-FL	2:01.28	qSUSE	30	Bierman, Parker C	16 NPB-FG	2:05.90	SRCH	54	Valenti, Charles C	16 SRQ-FL	2:11.27	SRCH
	28.02	30.95	31.72	30.59		28.92	31.98	32.72	32.28		30.42	33.48	34.19	33.18
9	Groters, Patrick G	16 PCS-FG	2:01.44	qSUSE	31	Roche, Ricardo	15 SOFL-FG	2:06.36	SRCH	55	Almagro, Richard	15 GRSC-FG	2:11.39	SRCH
	27.35	30.45	31.59	32.05		28.30	31.78	33.12	33.16		30.92	33.21	33.76	33.50
10	Asnis, Maximilian S	15 SOFL-FG	2:01.80	qSRCH	32	Roth, Quinn A	15 SF-FG	2:06.72	SRCH	56	Tatton, Kyle V	15 SAS-FG	2:11.66	
	29.04	31.36	31.14	30.26		28.94	31.22	32.97	33.59		29.16	33.68	34.76	34.06
11	Zuyus, Tyler E	15 POMP-FG	2:01.89	qSRCH	33	Imposimato, Juan	16 YBC-FG	2:06.99	SRCH	57	McClenney, Bennett	16 YBC-FG	2:11.95	
	28.38	31.39	31.57	30.55		28.19	31.75	33.33	33.72		29.41	33.34	34.89	34.31
12	Matheus, Eric	15 SAS-FG	2:02.32	qSRCH	34	Simpson, Daniel J	16 MACM-FG	2:07.25	SRCH	58	Perry, Chase J	15 WASC-FG	2:12.21	
	28.22	30.99	31.74	31.37		28.12	32.12	33.58	33.43		29.52	34.02	34.84	33.83
13	Cardozo, Joseph J	16 BGS-FG	2:02.64	qSRCH	35	Munoz, Julian	16 PCS-FG	2:07.65	SRCH	59	Degtyar, Matthew A	15 TPA-FL	2:13.20	
	28.38	31.04	32.29	30.93		28.07	30.94	33.52	35.12		29.09	33.03	35.37	35.71
14	Lucas, Juan S	16 SOFL-FG	2:03.03	qSRCH	36	Diaz, Juan G	15 SOFL-FG	2:07.81	SRCH	60	Duran, Leonardo	16 MACM-FG	2:14.33	
	27.43	30.69	32.75	32.16		28.82	31.96	33.12	33.91		29.98	33.40	35.45	35.50
15	Dodge, Grant D	15 NPB-FG	2:03.12	qSRCH	37	Ladd, Zachary A	16 NPB-FG	2:07.85	SRCH	61	Avellaneda, Diego M	15 SUN-FG	2:14.77	
	28.17	30.18	31.86	32.91		29.69	32.40	33.17	32.59		31.38	34.52	34.46	34.41
16	Danyliv, Orest	16 GRSC-FG	2:03.29	qSRCH	38	Diaz, Kevin M	15 GRSC-FG	2:08.22	SRCH	62	Fraiman, Elad	16 UN-FG	2:14.83	
	28.31	31.09	32.12	31.77		29.40	32.32	33.54	32.96		30.39	34.94	35.08	34.42
17	Ingram, Jared L	16 LLL-FG	2:03.32	SRCH	39	Luchau, Pablo	16 GRSC-FG	2:08.28	SRCH	63	Kuniy, Fernando	15 UN-FG	2:15.17	
	28.18	31.42	32.10	31.62		29.20	32.51	33.89	32.68		30.67	33.51	35.22	35.77
18	Dimatteo, Kyle E	15 LLL-FG	2:03.92	SRCH	40	Vargas, Sebastian	16 CSSC-FG	2:08.31	SRCH	64	Marin, Hugo E	15 MACM-FG	2:15.70	
	28.19	31.79	32.76	31.18		28.58	31.26	33.28	35.19		30.03	35.21	35.65	34.81
19	Smith, Colin D	16 UN-FG	2:04.16	SRCH	41	Vatinelle, Matthieu A	16 AKS-FG	2:08.36	SRCH	65	Gonzalez, Alejandro	15 SWAT-FG	2:16.15	
	28.33	31.39	32.83	31.61		29.52	32.46	33.42	32.96		30.03	34.65	36.44	35.03
20	Asnis, Samuel G	16 SOFL-FG	2:04.24	SRCH	42	Padron, Dante A	15 GRSC-FG	2:08.40	SRCH	66	Capalbo, Ivan D	15 AZFL-FG	2:16.20	
	29.16	31.82	32.08	31.18		30.06	32.49	33.93	31.92		30.82	34.95	35.90	34.53
21	Porto, Kevin	15 SOFL-FG	2:04.26	SRCH	43	Proctor, Noah J	15 MCA-FG	2:08.60	SRCH	67	Avallone, Christophe	16 GRSC-FG	2:17.92	
	27.62	31.36	32.41	32.87		28.91	32.15	33.24	34.30		30.79	34.77	36.91	35.45
22	Cassidy, Padraic P	15 AZFL-FG	2:04.32	SRCH	44	Menocal, Matthew J	16 SOFL-FG	2:08.92	SRCH	68	Ramirez, Alejandro	16 BKSC-FG	2:20.50	
	28.64	31.36	32.19	32.13		29.97	32.44	33.67	32.84		30.36	35.66	38.00	36.48
23	Urrutia, Felipe	15 MS-FG	2:04.79	SRCH	45	Kirton, Toshi T	15 LLL-FG	2:09.11	SRCH	69	Llanio, Jose L	16 MACM-FG	2:22.16	
	28.60	31.55	32.31	32.33		29.30	33.03	33.73	33.05		31.40	35.75	37.54	37.47
24	Gawronski, Reese T	15 TPA-FL	2:04.82	SRCH	46	Schulte, Christopher	16 POMP-FG	2:09.19	SRCH	70	Mulet, Joaquin A	15 MACM-FG	2:22.26	
	28.87	32.28	32.18	31.49		29.67	32.78	33.87	32.87		32.43	37.25	37.29	35.29
					47	Bokelmann, Wesley	15 SRQ-FL	2:09.53	SRCH	71	Calle, Santiago	15 SWAT-FG	2:25.30	
						30.78	33.02	33.15	32.58		32.18	36.80	38.64	37.68
					48	Mesa, Alfredo	16 SOFL-FG	2:09.69	SRCH	72	Graves, Zachary T	16 SWAT-FG	2:27.21	
						28.70	33.07	34.31	33.61		32.96	37.92	39.38	36.95



2015 FG Senior Championships-CSSC-071715, Sanction #: 072415FGSR-4610

Coral Springs Aquatic Complex

Results

Preliminaries ... (#26 Boys 15-16 200 Meter Free)

---	Alonso, Daimyo	15 ASC-FG	NS
---	Appleton, Daryl	15 STORM-ZZ	NS

#27 Girls 200 Meter Free

FGC Open Rec: 1:58.20 2002 Natalie Coughlin
 FGC Record: 1:58.29 2014 Katie Hoff
 2:02.39 OLY 2016 Olympic Trials
 2:03.69 WCT
 2:04.69 SUJU
 2:08.19 FUT Futures
 2:13.59 SUSE
 2:16.49 SPSE
 2:22.49 SRCH

Name	Age	Team	Finals Time
A - Final			
1 Urquidi, Nicole P	17	GRSC-FG	2:03.65 WCT
28.34	31.28	32.26	31.77
2 Egorova, Anya	17	GRSC-FG	2:03.73 SUJU
28.22	31.64	31.77	32.10
3 Suarez, Julie A	19	CANE-FG	2:06.09 FUT
29.03	31.77	32.72	32.57
4 Santander, Andrea E	13	GRSC-FG	2:08.07 FUT
29.34	32.72	33.44	32.57
5 Dodge, Katelyn M	21	BRST-FG	2:08.13 FUT
29.42	32.19	33.65	32.87
6 Sanchez, Namilla S	17	GRSC-FG	2:08.17 FUT
30.21	32.58	32.83	32.55
7 Lincoln, Emma I	19	SFTL-FG	2:10.12 SUSE
29.83	33.00	33.84	33.45
8 Munion, Brooke	20	ACE-FG	2:10.85 SUSE
30.61	33.14	33.68	33.42
B - Final			
9 White, Caroline I	17	TPA-FL	2:08.48 SUSE
29.39	32.55	33.81	32.73
10 Squartino, Geena	19	SF-FG	2:10.15 SUSE
30.06	32.82	33.93	33.34
11 Mason, Audrey N	17	PCS-FG	2:10.16 SUSE
30.75	33.23	33.40	32.78
12 Cimino, Athena S	18	TBAY-FL	2:11.83 SUSE
29.93	33.56	34.65	33.69
13 Campo, Stephanie	17	CSSC-FG	2:12.14 SUSE
29.95	33.20	34.46	34.53
14 Gallegos, Diana Vero	17	PER-ZZ	2:14.22 SPSE
30.75	34.15	35.17	34.15


15 Phillips, Lacy F	17	WOW-FG	2:15.29 SPSE
30.72	34.53	35.18	34.86
16 Herman, Kylie F	18	SOFL-FG	2:15.37 SPSE
31.05	35.04	35.00	34.28

#27 Girls 200 Meter Free

FGC Open Rec: 1:58.20 2002 Natalie Coughlin
 FGC Record: 1:58.29 2014 Katie Hoff
 2:02.39 OLY 2016 Olympic Trials
 2:03.69 WCT
 2:04.69 SUJU
 2:08.19 FUT Futures
 2:13.59 SUSE
 2:16.49 SPSE
 2:22.49 SRCH

Name	Age	Team	Prelim Time
Preliminaries			
1 Egorova, Anya	17	GRSC-FG	2:04.68 qSUJU
28.43	31.23	32.30	32.72
2 Urquidi, Nicole P	17	GRSC-FG	2:04.83 qFUT
		1:16.33	32.13
3 Suarez, Julie A	19	CANE-FG	2:07.16 qFUT
29.74	32.09	32.73	32.60
4 Santander, Andrea E	13	GRSC-FG	2:07.43 qFUT
29.44	32.51	33.07	32.41
5 Carey, Skye A	19	GPA-FG	2:08.11 qFUT
30.81	32.18	33.18	31.94
6 Sanchez, Namilla S	17	GRSC-FG	2:09.03 qSUSE
30.15	32.29	33.18	33.41
7 Dodge, Katelyn M	21	BRST-FG	2:09.16 qSUSE
30.01	32.68	33.52	32.95
8 Lincoln, Emma I	19	SFTL-FG	2:10.74 qSUSE
30.13	33.01	34.00	33.60
9 Munion, Brooke	20	ACE-FG	2:11.11 qSUSE
31.55	33.49	33.47	32.60
10 White, Caroline I	17	TPA-FL	2:11.20 qSUSE
30.06	33.28	34.18	33.68
11 Squartino, Geena	19	SF-FG	2:11.72 qSUSE
30.87	33.52	33.85	33.48
12 Cimino, Athena S	18	TBAY-FL	2:11.92 qSUSE
29.54	33.69	34.91	33.78
13 Gallegos, Diana Vero	17	PER-ZZ	2:12.15 qSUSE
30.55	33.84	34.13	33.63
14 Mason, Audrey N	17	PCS-FG	2:12.74 qSUSE
30.24	33.24	34.95	34.31
15 Campo, Stephanie	17	CSSC-FG	2:13.14 qSUSE
30.38	33.18	34.62	34.96

16 Phillips, Lacy F	17	WOW-FG	2:13.45 qSUSE
30.49	34.07	34.09	34.80
17 Galea Berraud, Catal	18	UN-FG	2:14.61 SPSE
31.09	34.12	34.84	34.56
18 Herman, Kylie F	18	SOFL-FG	2:15.26 SPSE
30.74	34.30	35.61	34.61
19 Lacusky, Sara M	18	MCA-FG	2:15.47 SPSE
30.71	34.71	35.58	34.47
20 Sauer, Lindsey N	18	CSSC-FG	2:15.81 SPSE
31.35	34.52	35.47	34.47
21 Pearce, Amber K	17	JDST-FG	2:16.12 SPSE
30.74	34.63	35.96	34.79
22 Gornisiewicz, Sabrin	17	PCS-FG	2:16.43 SPSE
32.21	34.50	34.91	34.81
*23 Hunnewell, Nicole J	18	UN-FG	2:16.44 SPSE
31.11	34.91	35.73	34.69
*23 Holowchak, Makaela	14	STORM-ZZ	2:16.44 SPSE
32.06	34.28	35.38	34.72
25 Hammond, Brittany I	20	UN-FG	2:16.49 SPSE
31.87	34.84	35.71	34.07
26 Strasen, Madeline M	17	TBAY-FL	2:16.87 SRCH
31.83	34.61	35.28	35.15
27 Posso, Nastassja	17	GRSC-FG	2:16.91 SRCH
30.87	34.90	35.79	35.35
28 Suarez, Kristen N	17	LLL-FG	2:17.09 SRCH
30.98	35.42	35.84	34.85
29 Nieto, Nicole	17	MACM-FG	2:17.32 SRCH
31.90	35.43	36.12	33.87
30 Battles, Rebecca T	17	JDST-FG	2:17.34 SRCH
31.42	34.55	35.68	35.69
31 Garcia Rodriguez, Li	17	GRSC-FG	2:17.69 SRCH
31.34	34.86	36.03	35.46
32 Manganiello, Lindsay	17	AKS-FG	2:17.92 SRCH
32.39	35.02	35.34	35.17
33 Grabenhorst, Bailey I	19	PAQ-FG	2:19.07 SRCH
32.25	35.16	36.21	35.45
34 Ingram, Fabiana J	18	LLL-FG	2:20.58 SRCH
31.17	34.69	37.12	37.60
35 Robles, Carla A	20	MACM-FG	2:20.84 SRCH
31.34	35.30	36.87	37.33
36 Herrod, Ashley C	17	WOW-FG	2:21.17 SRCH
31.98	35.86	36.98	36.35
37 Proctor, Erin M	17	MCA-FG	2:21.50 SRCH
32.60	35.70	36.49	36.71
38 Folz, Mary M	20	UN-FG	2:22.56
31.84	36.20	37.92	36.60



2015 FG Senior Championships-CSSC-071715, Sanction #: 072415FGSR-4610

Coral Springs Aquatic Complex

Results

Preliminaries ... (#27 Girls 200 Meter Free)

39	Ballestas, Emma V	14 MS-FG	2:24.10	
	31.95	36.11	37.83	38.21
40	Barral, Ann M	17 MACM-FG	2:24.77	
	32.49	35.51	38.40	38.37
41	Fejzuli, Dorian M	14 MCA-FG	2:25.39	
	32.49	37.40	39.30	36.20
42	King, Abigail N	20 PAQ-FG	2:25.75	
	31.43	35.22	39.15	39.95
43	Prindle, Brianna L	17 GRSC-FG	2:25.81	
	33.37	36.00	38.15	38.29
44	Lubie, Amber L	17 PCS-FG	2:25.82	
	33.11	36.11	38.50	38.10
*45	Ambrosini, Antonella	17 MCA-FG	2:25.93	
	32.17	37.00	39.25	37.51
*45	Barreto, Aley A	17 AZFL-FG	2:25.93	
	33.09	37.12	37.90	37.82
47	Early, Taylor M	18 UN-FG	2:26.27	
	33.39	36.92	38.07	37.89
48	Aponte, Adrienne N	17 PCS-FG	2:27.48	
	32.14	36.76	38.89	39.69
49	Comunale, Vanessa V	17 AZFL-FG	2:32.46	
	33.89	38.43	40.16	39.98
50	Cordes, Cathryn L	17 MS-FG	2:33.93	
	34.07	38.62	40.93	40.31
---	Oliva, Sophia M	19 PST-FG	NS	
---	Schulhofer, Alina K	20 PAQ-FG	NS	

#28 Boys 200 Meter Free

FGC Open Rec: 1:47.08 2002 Nate Dusing
 FGC Record: 1:48.48 1988 Anders Holmertz
 1:51.89 OLY 2016 Olympic Trials
 1:53.39 WCT
 1:54.69 SUJU
 1:58.09 FUT Futures
 2:01.69 SUSE
 2:05.59 SPSE
 2:11.59 SRCH

Name	Age	Team	Finals Time	
A - Final				
1	Lupoli, Franco A	21 UN-FG	1:53.59	SUJU
	26.77	29.33	29.64	27.85
2	Sickert, Thiago M	27 UN-FG	1:54.31	SUJU
	26.51	29.52	29.71	28.57
3	Carter, Nick C	25 GRSC-FG	1:54.62	SUJU
	26.85	29.45	29.77	28.55


4	Arispe, Sebastian	22 PER-ZZ	1:55.51	FUT
	25.95	29.78	30.50	29.28
5	Legrand, Jemal E	21 AZFL-FG	1:55.68	FUT
	26.67	29.20	29.91	29.90
6	Cronin, Alex M	17 JDST-FG	1:56.12	FUT
	27.11	29.55	30.19	29.27
7	Alatorre, Fernando	17 AZFL-FG	1:56.49	FUT
	27.04	29.86	29.73	29.86
8	Bean, Clifford B	19 BRST-FG	1:57.74	FUT
	27.47	30.34	29.90	30.03
B - Final				
9	Marcoux, Raphael	17 SFTL-FG	1:55.91	FUT
	26.31	29.86	30.03	29.71
10	Abdelraouf, Yousef E	17 LLL-FG	1:58.08	FUT
	28.01	30.33	30.20	29.54
11	Perez, Jhonny J	17 UN-FG	1:58.41	SUSE
	26.26	29.49	30.89	31.77
12	Fisher, Matthew G	18 BRST-FG	1:59.21	SUSE
	27.31	29.98	30.77	31.15
13	Zacka, Edward J	19 ACE-FG	1:59.84	SUSE
	27.44	30.15	30.78	31.47
14	Nord, Nicholas F	21 GRSC-FG	2:00.86	SUSE
	28.00	30.93	31.03	30.90
15	Pierce, Bryce E	18 CSSC-FG	2:01.33	SUSE
	27.62	31.02	31.63	31.06
16	De Pawlikowski, Bol	18 MACM-FG	2:02.62	SPSE
	27.80	31.15	32.07	31.60

#28 Boys 200 Meter Free

FGC Open Rec: 1:47.08 2002 Nate Dusing
 FGC Record: 1:48.48 1988 Anders Holmertz
 1:51.89 OLY 2016 Olympic Trials
 1:53.39 WCT
 1:54.69 SUJU
 1:58.09 FUT Futures
 2:01.69 SUSE
 2:05.59 SPSE
 2:11.59 SRCH

Name	Age	Team	Prelim Time	
Preliminaries				
1	Lupoli, Franco A	21 UN-FG	1:53.92	qSUJU
	26.58	29.16	29.69	28.49
2	Carter, Nick C	25 GRSC-FG	1:54.42	qSUJU
	26.68	28.77	29.31	29.66
3	Sickert, Thiago M	27 UN-FG	1:56.25	qFUT
	27.33	29.50	30.05	29.37

4	Alatorre, Fernando	17 AZFL-FG	1:57.56	qFUT
	27.58	29.91	1:00.07	
5	Arispe, Sebastian	22 PER-ZZ	1:57.60	qFUT
	26.51	30.00	31.05	30.04
6	Bean, Clifford B	19 BRST-FG	1:57.77	qFUT
	27.50	30.16	29.93	30.18
7	Cronin, Alex M	17 JDST-FG	1:57.86	qFUT
	27.02	29.97	30.59	30.50
9	Fisher, Matthew G	18 BRST-FG	1:58.40	qSUSE
	27.21	29.63	30.22	31.34
10	De Pawlikowski, Bol	18 MACM-FG	1:58.49	qSUSE
	27.64	30.41	30.47	29.97
*11	Abdelraouf, Yousef E	17 LLL-FG	1:59.23	qSUSE
	28.21	30.08	30.53	30.41
*11	Perez, Jhonny J	17 UN-FG	1:59.23	qSUSE
	26.99	30.45	30.71	31.08
13	Marcoux, Raphael	17 SFTL-FG	1:59.30	qSUSE
	26.62	30.28	31.33	31.07
14	Pierce, Bryce E	18 CSSC-FG	1:59.93	qSUSE
	27.31	30.07	30.99	31.56
15	Zacka, Edward J	19 ACE-FG	1:59.96	qSUSE
	27.85	29.74	31.29	31.08
16	Nord, Nicholas F	21 GRSC-FG	2:00.13	qSUSE
	27.42	30.13	30.86	31.72
17	Rutkin, Lance J	20 SFTL-FG	2:00.65	SUSE
	28.48	30.43	30.87	30.87
18	Lijoi, Vincent F	17 SRQ-FL	2:00.84	SUSE
	28.48	30.90	31.53	29.93
19	Bermudez, Miguel	18 UN-FG	2:01.43	SUSE
	27.83	30.08	31.77	31.75
20	Wiefels, Matthew D	17 JDST-FG	2:01.54	SUSE
	27.23	30.63	31.72	31.96
21	Hicks, Mark S	18 MS-FG	2:01.80	SPSE
	27.87	30.36	31.46	32.11
22	Arrington, Sean L	17 UN-FG	2:02.22	SPSE
	29.29	30.71	32.01	30.21
23	Utz, Joaquin A	17 BGS-FG	2:02.30	SPSE
	27.65	31.09	31.50	32.06
24	Moradi, Arvin	23 UN-FG	2:03.10	SPSE
	27.72	30.60	32.06	32.72
25	Soderberg, Christian	17 PCS-FG	2:03.17	SPSE
	27.66	31.36	32.44	31.71
26	Pillado, Austin J	20 UN-FG	2:03.23	SPSE
	28.30	31.53	31.98	31.42



2015 FG Senior Championships-CSSC-071715, Sanction #: 072415FGSR-4610

Coral Springs Aquatic Complex

Results

Preliminaries ... (#28 Boys 200 Meter Free)

27	Moreno, Cole O	17 GRSC-FG	2:03.38	SPSE
	28.86	31.40	32.19	30.93
28	Fuller, Tanner	17 UN-FG	2:03.70	SPSE
	27.10	31.20	32.92	32.48
29	Anderson, Cameron	17 MCA-FG	2:04.64	SPSE
	28.95	31.35	32.32	32.02
30	Pittman, Andrew C	20 ACE-FG	2:04.88	SPSE
	28.63	31.64	32.56	32.05
31	Cannon, John B	17 AKS-FG	2:05.07	SPSE
	28.63	31.22	32.17	33.05
32	Cantu, David	19 AZFL-FG	2:05.13	SPSE
	28.49	31.78	32.51	32.35
33	Dika, James	17 SFTL-FG	2:05.69	SRCH
	28.43	32.05	32.80	32.41
34	Davis, Paul A	21 WASC-FG	2:05.77	SRCH
	29.47	31.49	32.36	32.45
35	Cioffi, Christian J	17 WOW-FG	2:05.97	SRCH
	27.71	31.75	32.78	33.73
36	Colon, Jordan D	18 SOFL-FG	2:06.04	SRCH
	28.61	31.97	32.46	33.00
37	Velasquez, Esteban	18 AZFL-FG	2:06.24	SRCH
	28.52	32.02	32.98	32.72
38	Generalov, Anton	17 PCS-FG	2:06.45	SRCH
	27.96	31.65	33.44	33.40
39	Gil, Drake E	14 BRST-FG	2:06.50	SRCH
	28.99	31.51	32.73	33.27
40	Lobaton Vargas, Dan	17 AZFL-FG	2:06.91	SRCH
	28.56	32.07	33.35	32.93
41	Mamola, James A	19 BRST-FG	2:07.21	SRCH
	28.33	31.79	33.68	33.41
42	Folz, Joseph J	17 UN-FG	2:07.22	SRCH
	28.89	32.78	32.82	32.73
43	Perez, Enrique A	18 AZFL-FG	2:07.30	SRCH
	29.12	32.01	33.08	33.09
44	Davis, Che' L	17 PCS-FG	2:07.43	SRCH
	28.56	32.13	33.39	33.35
45	Kronengold, Matthew	18 PCS-FG	2:07.60	SRCH
	28.65	32.48	33.00	33.47
46	Darin, Robert G	17 PAQ-FG	2:08.06	SRCH
	30.35	33.08	33.10	31.53
47	Ho, Quoctuan N	14 ECAC-FG	2:08.08	SRCH
	29.14	32.72	33.18	33.04
48	Navarrete, Fernando	17 YBC-FG	2:08.11	SRCH
	28.88	31.88	34.22	33.13
49	Medina, Nicolas B	17 PER-ZZ	2:08.33	SRCH
	26.79	30.62	34.64	36.28

*50	Seleznev, Rodion	18 PCS-FG	2:08.45	SRCH
	29.35	32.22	33.55	33.33
*50	Ortega, Julian M	19 LLL-FG	2:08.45	SRCH
	30.08	33.25	33.05	32.07
52	Krencik, Dalton J	19 ACE-FG	2:08.73	SRCH
	30.45	33.88	31.98	32.42
53	Krieg, Jacob D	17 SRQ-FL	2:08.83	SRCH
	29.81	33.04	33.50	32.48
54	Eaddy, Taylor J	18 HAT-FG	2:08.94	SRCH
	27.78	32.29	34.16	34.71
55	Drennan, Craig M	19 AKS-FG	2:09.41	SRCH
	30.22	33.42	33.52	32.25
56	Castillo, Pedro P	17 MACM-FG	2:10.51	SRCH
	29.36	31.74	34.40	35.01
57	Folz, Francis J	19 UN-FG	2:10.90	SRCH
	28.87	32.46	34.54	35.03
58	Cantisano, Jose R	17 MACM-FG	2:10.97	SRCH
	29.24	32.60	34.30	34.83
59	Ballester-Cubas, Enri	17 GRSC-FG	2:12.32	
	29.87	33.27	34.57	34.61
60	Sargent, Liam J	17 BRST-FG	2:14.49	
	30.21	33.63	35.26	35.39
61	Gerstein, Brian S	17 GRSC-FG	2:14.90	
	31.75	33.77	34.94	34.44
62	Gomez, Felipe	22 AZFL-FG	2:16.35	
	30.12	34.49	36.35	35.39
63	Bannon, Nicholas J	17 UN-FG	2:17.10	
	29.61	34.90	37.09	35.50
64	O'Gorman, Robert	20 PAQ-FG	2:20.20	
	30.21	35.07	37.64	37.28
65	Choy, Stefan L	17 JDST-FG	2:23.44	
	31.14	38.56	37.17	36.57
---	Sanguinetti, Diego	24 CSSC-FG	DNF	
	Did not finish			
	46.81			
---	Garcia, Christian R	18 AZFL-FG	NS	
---	Kloosterman, Tomas	19 PAQ-FG	NS	
---	Hediger, Nicholas	18 PCS-FG	NS	
---	Limia, Michael	18 MACM-FG	NS	
---	Manganiello, Austin J	22 AKS-FG	NS	
---	Stewart, Blain A	21 WASC-FG	NS	

#29 Girls 15-16 50 Meter Back

FGC Open Rec: 29.49 2015 Erin Voss

FGC Record: 29.67 2013 Darby Goodwin

36.99 SRCH

Name Age Team Finals Time

A - Final

1	Kopas, Allison M	16 SFTL-FG	31.49	SRCH
2	Schimansky, Megan	15 CSSC-FG	31.54	SRCH
3	Maiocco, Claire O	16 TPA-FL	31.70	SRCH
4	Vargas, Melannie A	15 UN-FG	31.72	SRCH
5	Choy, Francesca C	16 JDST-FG	32.32	SRCH
6	Contich, Jillian J	16 UN-FG	32.89	SRCH
7	Ross, Racine E	15 AZFL-FG	33.11	SRCH
8	Sanchez, Paloma	15 MS-FG	33.52	SRCH

B - Final

9	Olivardia, Grace A	15 TPA-FL	32.42	SRCH
10	Lyn, Annabella T	15 PCS-FG	32.81	SRCH
11	Sizemore, Sloan M	15 POMP-FG	33.11	SRCH
12	Rodriguez, Jessica	16 SOFL-FG	33.22	SRCH
13	Heidish, Summer P	15 TPA-FL	33.61	SRCH
14	Sauer, Kristin A	16 CSSC-FG	33.68	SRCH
15	Morales, Frances R	16 BRST-FG	34.61	SRCH
16	Hudson, Camryn C	16 LLL-FG	35.13	SRCH

#29 Girls 15-16 50 Meter Back

FGC Open Rec: 29.49 2015 Erin Voss


FGC Record: 29.67 2013 Darby Goodwin

36.99 SRCH

Name Age Team Prelim Time

Preliminaries

1	Schimansky, Megan	15 CSSC-FG	31.77	qSRCH
2	Vargas, Melannie A	15 UN-FG	32.12	qSRCH
3	Kopas, Allison M	16 SFTL-FG	32.16	qSRCH
*4	Maiocco, Claire O	16 TPA-FL	32.47	qSRCH
*4	Choy, Francesca C	16 JDST-FG	32.47	qSRCH
6	Ross, Racine E	15 AZFL-FG	32.87	qSRCH
7	Contich, Jillian J	16 UN-FG	32.89	qSRCH
8	Sanchez, Paloma	15 MS-FG	32.95	qSRCH
9	Olivardia, Grace A	15 TPA-FL	33.20	qSRCH
10	Sizemore, Sloan M	15 POMP-FG	33.49	qSRCH
11	Lyn, Annabella T	15 PCS-FG	33.55	qSRCH
12	Sauer, Kristin A	16 CSSC-FG	33.68	qSRCH
13	Rodriguez, Jessica	16 SOFL-FG	33.89	qSRCH
14	Morales, Frances R	16 BRST-FG	34.10	qSRCH
15	Heidish, Summer P	15 TPA-FL	34.15	qSRCH
16	Hudson, Camryn C	16 LLL-FG	34.22	qSRCH



2015 FG Senior Championships-CSSC-071715, Sanction #: 072415FGSR-4610

Coral Springs Aquatic Complex

Results

Preliminaries ... (#29 Girls 15-16 50 Meter Back)

17	Anthony, Larissa N	15 BRST-FG	34.76	SRCH
18	Fossas, Abigail R	15 SUN-FG	34.80	SRCH
19	Perna, Sabrina I	15 UN-FG	35.02	SRCH
20	Abad, Victoria A	15 PST-FG	35.20	SRCH
21	Gest, Kelly E	16 POMP-FG	35.34	SRCH
22	Minnis, Isabel M	15 TBAY-FL	35.36	SRCH
23	Crookes, Shelby M	15 JDST-FG	35.57	SRCH
24	Gest, Brooke N	16 POMP-FG	35.78	SRCH
25	Bergamini, Christine	16 POMP-FG	35.81	SRCH
26	Crouse, Ashley E	15 PAQ-FG	35.82	SRCH
27	Vargas, Claudia	16 MACM-FG	36.02	SRCH
28	Cozad, Grace G	16 WOW-FG	36.07	SRCH
29	Mlujeak, Stephanie N	16 SOFL-FG	36.28	SRCH
30	Chiarella, Daria A	16 CSSC-FG	36.42	SRCH
31	Konsavage, Victoria	15 ECAC-FG	36.55	SRCH
32	Oyetunji, Abolade A	15 SOFL-FG	36.65	SRCH
33	Ibarrola, Ana M	15 WOW-FG	36.76	SRCH
34	Trieschmann, Hannal	15 WOW-FG	36.90	SRCH
35	Lugo, Raquel V	15 SOFL-FG	36.91	SRCH
36	Grabow, Jade L	16 HAT-FG	37.12	
37	Warren, Bailey K	16 PAQ-FG	37.33	
38	Carvalho, Jacqueline	15 POMP-FG	37.43	
39	Bucaro, Andrea I	16 AZFL-FG	37.44	
40	Van Den Berg, Andre	16 AZFL-FG	37.49	
41	Perez, Alexandra N	15 GRSC-FG	37.51	
42	Puia, Emily R	15 CSSC-FG	37.54	
43	Rodriguez, Sofia M	16 ASC-FG	37.75	
44	Testa, Natasha P	16 SOFL-FG	37.88	
45	Johnson, Ava R	15 JDST-FG	38.13	
46	Collins, Anaya C	16 BRST-FG	38.40	
47	Hassler, Sophie M	15 JDST-FG	38.42	
48	Yribarren, Alexis B	16 BRST-FG	38.62	
49	Tavoletti, Delaney M	16 ECAC-FG	38.76	
50	Mancini, Lauren A	15 WOW-FG	40.42	
51	Brewington, Carly F	15 CSSC-FG	40.52	
52	Hunnewell, Mandy J	15 UN-FG	40.58	
53	Comunale, Isabella	15 AZFL-FG	40.69	
54	Bauta, Hannah C	16 AKS-FG	40.80	
55	Restrepo, Alexa	16 ASC-FG	41.36	
---	Palacios, Jessalyn N	15 GRSC-FG		NS
---	Ciesla, Marta K	16 PCS-FG		NS
---	Bucaro, Sarah M	15 AZFL-FG		NS
---	Kreitz, Abigail K	15 MCA-FG		NS
---	Villarta, Justrina	16 SF-FG		NS
---	Leininger, Dana L	16 NPB-FG		NS

--- Bucaro, Sophia A 16 AZFL-FG NS

#30 Boys 15-16 50 Meter Back

FGC Open Rec: 27.64 2015 Zachary Poti
FGC Record: 26.70 2012 Dylan Carter
34.09 SRCH

Name	Age	Team	Finals Time	
A - Final				
1	Colmenares, Carlos E	16 MS-FG	27.96	SRCH
2	Groters, Patrick G	16 PCS-FG	28.56	SRCH
3	Fungairino, Aitor S	15 MACM-FG	28.62	SRCH
4	Lubian, George	15 BGS-FG	28.76	SRCH
5	Marcoux, Philippe	16 SFTL-FG	28.83	SRCH
6	Pinon, Julien	16 SOFL-FG	29.18	SRCH
7	Zuyus, Tyler E	15 POMP-FG	29.21	SRCH
8	Josefina, Carolus A	15 UN-FG	29.41	SRCH

B - Final				
9	Diaz-Velasco, Esteba	16 SOFL-FG	29.70	SRCH
10	Ingram, Jared L	16 LLL-FG	29.79	SRCH
11	Lares, Andres A	15 AZFL-FG	29.85	SRCH
12	Imposimato, Juan	16 YBC-FG	30.40	SRCH
13	Lucas, Juan S	16 SOFL-FG	30.70	SRCH
14	Degtyar, Matthew A	15 TPA-FL	30.92	SRCH
15	Cardozo, Joseph J	16 BGS-FG	30.94	SRCH

--- Bernardina, Seggio J 15 ECAC-FG DQ

Head did not break the surface by 15 meters

#30 Boys 15-16 50 Meter Back

FGC Open Rec: 27.64 2015 Zachary Poti
FGC Record: 26.70 2012 Dylan Carter
34.09 SRCH

Name	Age	Team	Prelim Time	
Preliminaries				
1	Colmenares, Carlos E	16 MS-FG	28.28	qSRCH
2	Fungairino, Aitor S	15 MACM-FG	28.79	qSRCH
3	Marcoux, Philippe	16 SFTL-FG	28.85	qSRCH
4	Lubian, George	15 BGS-FG	28.97	qSRCH
5	Groters, Patrick G	16 PCS-FG	28.98	qSRCH
6	Zuyus, Tyler E	15 POMP-FG	29.34	qSRCH
*7	Josefina, Carolus A	15 UN-FG	29.61	qSRCH
*7	Pinon, Julien	16 SOFL-FG	29.61	qSRCH
9	Lares, Andres A	15 AZFL-FG	29.80	qSRCH
10	Bernardina, Seggio J	15 ECAC-FG	30.01	qSRCH
11	Diaz-Velasco, Esteba	16 SOFL-FG	30.07	qSRCH
12	Imposimato, Juan	16 YBC-FG	30.11	qSRCH
13	Ingram, Jared L	16 LLL-FG	30.15	qSRCH
14	Lucas, Juan S	16 SOFL-FG	30.34	qSRCH

15	Degtyar, Matthew A	15 TPA-FL	30.51	qSRCH
16	Cardozo, Joseph J	16 BGS-FG	30.73	qSRCH

17	Lacoursiere, Spence I	15 HAT-FG	J30.73	SRCH
18	Mattheys, Gary-paige	15 SRQ-FL	30.89	SRCH

19	Carlson, Christian P	15 PCS-FG	31.04	SRCH
20	Appleton, Daryl	15 STORM-ZZ	31.18	SRCH
21	Luchau, Pablo	16 GRSC-FG	31.25	SRCH
22	Kaufman, Kyle-Anth	15 SFTL-FG	31.27	SRCH
23	Llanio, Jose L	16 MACM-FG	31.47	SRCH
24	Marin, Hugo E	15 MACM-FG	31.59	SRCH
*25	Dimatteo, Kyle E	15 LLL-FG	31.68	SRCH
*25	Kennedy, William T	15 LLL-FG	31.68	SRCH
27	Junghahn, Matias	16 MS-FG	31.88	SRCH
28	Simpson, Daniel J	16 MACM-FG	32.03	SRCH
29	Bokelmann, Wesley J	15 SRQ-FL	32.06	SRCH


*30	Graves, Zachary T	16 SWAT-FG	32.13	SRCH
*30	Gonzalez, Alejandro	15 SWAT-FG	32.13	SRCH
32	Komarov, Daniel J	16 SRQ-FL	32.19	SRCH
33	Proctor, Noah J	15 MCA-FG	32.27	SRCH
34	Goya, Alexis A	16 MCDA-FG	32.30	SRCH
35	Rodriguez, Fernando	15 MACM-FG	32.45	SRCH
36	Perez, Jason J	15 GRSC-FG	32.51	SRCH
37	Osorio, Juan P	15 SOFL-FG	32.52	SRCH
38	Vasquez, Carlos	15 AZFL-FG	32.82	SRCH

39	Fregosi, Carson C	16 SAS-FG	33.34	SRCH
40	Boswell, Wyatt P	16 WOW-FG	33.61	SRCH
41	Calle, Santiago	15 SWAT-FG	33.82	SRCH
42	Lara, Ronald	16 SWAT-FG	34.07	SRCH
43	Suarez, Leo A	15 LLL-FG	34.13	
44	Oliver, Noah H	16 AKS-FG	34.16	
45	Navarro, Nicolas	15 YBC-FG	34.27	

46	Acosta, Connor D	16 AKS-FG	34.35	
47	Kirton, Toshi T	15 LLL-FG	34.41	
48	Wells, David R	16 WOW-FG	34.44	
49	Stankovic, Jonathan I	16 JDST-FG	34.75	
50	Avallone, Christophe	16 GRSC-FG	34.80	
51	Arias, Andres E	15 SOFL-FG	35.14	
*52	Figueiredo, Pedro O	15 PAQ-FG	35.52	
*52	Beron-Vera, Francisc	15 MS-FG	35.52	

54	Grady, Marty	16 AZFL-FG	36.04	
55	Jennessee, Wyatt T	15 SOFL-FG	36.13	
56	Bremer, Austin M	16 BRST-FG	37.79	
57	Scalise, Lucas	16 ASC-FG	38.20	
58	Dubay, John J	16 PAQ-FG	38.44	

--- Refowich, Alexander 16 WOW-FG DQ
 Head did not break the surface by 15 meters
 --- Kraft, Garret P 15 GRSC-FG NS



2015 FG Senior Championships-CSSC-071715, Sanction #: 072415FGSR-4610

Coral Springs Aquatic Complex

Results

Preliminaries ... (#32 Boys 50 Meter Back)

13	Soderberg, Christian	17 PCS-FG	29.99	qSRCH
14	Oberndorfer, Nicolas	18 GRSC-FG	30.01	qSRCH
15	Lobrutto, Derek J	17 TPA-FL	30.04	qSRCH
*16	Contich, Henry M	17 WASC-FG	30.12	qSRCH
*16	Davis, Che' L	17 PCS-FG	30.12	qSRCH

Swim-Off Required

18	Capote, Ryan A	17 SOFL-FG	30.26	SRCH
19	Valery, Gustavo E	17 SOFL-FG	30.37	SRCH
20	Kurbanali, Kearn C	17 AZFL-FG	30.41	SRCH
21	Bermudez, Miguel	18 UN-FG	30.43	SRCH
22	Rintel, Andreas	18 LLL-FG	30.50	SRCH
23	Utz, Joaquin A	17 BGS-FG	30.52	SRCH
24	Payamps, Giancarlo	17 CSSC-FG	30.80	SRCH
25	Seleznev, Rodion	18 PCS-FG	30.96	SRCH
26	Tannhauser, Robert	17 SAS-FG	31.11	SRCH
27	Hicks, Mark S	18 MS-FG	31.14	SRCH
28	Angeles, Daniel S	19 NMST-FG	31.53	SRCH
29	Abdelraouf, Yousef E	17 LLL-FG	31.70	SRCH
30	De Freitas, Raichel F	18 ECAC-FG	31.76	SRCH
31	Marshall, Nathan	17 STORM-ZZ	31.84	SRCH
32	Norman, Joshua R	20 WASC-FG	32.03	SRCH
33	Kronengold, Matthev	18 PCS-FG	32.04	SRCH
34	Diaz, Jose N	14 AZFL-FG	32.06	SRCH
35	Zuchowski, Joshua D	11 ECAC-FG	32.15	SRCH
36	O'Gorman, Robert	20 PAQ-FG	32.17	SRCH
37	Choy, Stefan L	17 JDST-FG	32.22	SRCH
38	Trosper, Zachary S	23 WASC-FG	32.27	SRCH
39	Suarez, Joey A	14 LLL-FG	32.28	SRCH
40	Sargent, Liam J	17 BRST-FG	32.40	SRCH
41	Freire, Luiz Renato	17 AZFL-FG	32.72	SRCH
42	Louvet, Gabriel R	17 SAS-FG	33.24	SRCH
43	Krieg, Jacob D	17 SRQ-FL	33.26	SRCH
44	Meyer, Alexander I	12 CSSC-FG	33.32	SRCH
45	Liraz, Tom	14 YBC-FG	33.83	SRCH
*46	Gelatt, David E	21 ECAC-FG	34.03	SRCH
*46	Llamo, Brian	18 NMST-FG	34.03	SRCH
48	Taddonio, Cameron J	14 BRST-FG	34.20	
49	Gonzalez, Antonio A	17 GRSC-FG	34.70	
50	Ortiz, Simon	17 SOFL-FG	35.37	
51	Ortega, Sebastian M	19 LLL-FG	35.52	
52	Bannon, Nicholas J	17 UN-FG	35.53	
53	Alem, Justin A	17 GRSC-FG	36.59	
54	Delvalle, Mathew E	17 SOFL-FG	36.88	
---	Koukoulidis, Aristotc	17 SAS-FG		NS
---	Katz, Albert	21 NMST-FG		NS

---	Saco, Michael B	23 MS-FG		SCR
---	Posk, Mitchell P	19 PAQ-FG		SCR

#33 Girls 15-16 200 Meter Breast


2009USA-S Ag:	2:25.35	1992	Anita Nall
FGC Open Rec:	2:30.63	2002	Alexi Spann
FGC Record:	2:31.59	2004	Alia Atkinson
	2:34.99		OLY 2016 Olympic Trials
	2:43.79		FUT Futures
	2:57.09		SUSE
	3:11.39		SRCH

Name	Age	Team	Finals Time	
A - Final				
1	Miyamoto, Victoria C	15 POMP-FG	2:39.39	FUT
	36.95	41.24	40.70	40.50
2	English, Isabella M	16 TPA-FL	2:43.14	FUT
	36.85	42.31	42.29	41.69
3	Leininger, Tara T	15 NPB-FG	2:48.68	SUSE
	37.84	42.33	44.44	44.07
4	Morales, Frances R	16 BRST-FG	2:50.11	SUSE
	37.07	42.48	44.98	45.58
5	Dangond, Manuela M	15 MS-FG	2:51.64	SUSE
	40.06	42.89	44.45	44.24
6	Moreschi, Kaitlyn S	15 SFTL-FG	2:56.63	SUSE
	40.58	45.22	45.37	45.46
7	Fernandez, Jessica N	15 GRSC-FG	2:56.82	SUSE
	41.35	45.15	45.52	44.80
8	Giordano, Sophia M	16 MS-FG	2:58.01	SRCH
	39.81	45.62	46.55	46.03
B - Final				
9	Westbrook, Fatimah I	16 POMP-FG	2:57.48	SRCH
	38.34	45.44	46.90	46.80
10	Perez, Delanie	15 SOFL-FG	2:59.92	SRCH
	38.75	45.12	46.80	49.25
11	Sequera, Stephanie C	15 MACM-FG	3:01.86	SRCH
	40.59	46.34	47.72	47.21
12	Cordes, Hannah Q	15 MS-FG	3:03.89	SRCH
	39.49	48.75	49.06	46.59
13	Tavoletti, Delaney M	16 ECAC-FG	3:05.71	SRCH
	41.43	46.43	47.65	50.20
14	Garcia, Leilani N	16 TPA-FL	3:05.99	SRCH
	41.13	46.42	48.93	49.51
15	Hicks, Alexis A	15 SFTL-FG	3:08.76	SRCH
	42.73	49.06	49.00	47.97
---	Johnson, Hayley C	16 BRST-FG		NS

#33 Girls 15-16 200 Meter Breast

2009USA-S Ag:	2:25.35	1992	Anita Nall
FGC Open Rec:	2:30.63	2002	Alexi Spann
FGC Record:	2:31.59	2004	Alia Atkinson
	2:34.99		OLY 2016 Olympic Trials
	2:43.79		FUT Futures
	2:57.09		SUSE
	3:11.39		SRCH

Name	Age	Team	Prelim Time	
Preliminaries				
1	Miyamoto, Victoria C	15 POMP-FG	2:40.14	qFUT
	36.37	41.28	41.27	41.22
2	English, Isabella M	16 TPA-FL	2:44.31	qSUSE
	36.10	41.82	43.52	42.87
3	Leininger, Tara T	15 NPB-FG	2:50.92	qSUSE
	38.13	42.53	44.39	45.87
4	Morales, Frances R	16 BRST-FG	2:52.59	qSUSE
	37.43	43.08	46.07	46.01
5	Dangond, Manuela M	15 MS-FG	2:53.29	qSUSE
	40.00	43.30	45.02	44.97
6	Moreschi, Kaitlyn S	15 SFTL-FG	2:55.15	qSUSE
	40.72	44.42	45.32	44.69
7	Fernandez, Jessica N	15 GRSC-FG	2:57.87	qSRCH
	40.58	45.17	46.06	46.06
8	Giordano, Sophia M	16 MS-FG	2:58.65	qSRCH
	39.62	45.84	46.73	46.46
9	Westbrook, Fatimah I	16 POMP-FG	3:00.93	qSRCH
	39.63	45.93	47.72	47.65
10	Perez, Delanie	15 SOFL-FG	3:02.48	qSRCH
	39.42	45.35	48.01	49.70
11	Tavoletti, Delaney M	16 ECAC-FG	3:03.27	qSRCH
	40.85	46.53	47.73	48.16
12	Sequera, Stephanie C	15 MACM-FG	3:03.56	qSRCH
	40.89	46.59	48.05	48.03
13	Garcia, Leilani N	16 TPA-FL	3:03.85	qSRCH
	41.75	45.95	47.49	48.66
14	Hicks, Alexis A	15 SFTL-FG	3:03.89	qSRCH
	41.86	47.24	47.67	47.12
15	Cordes, Hannah Q	15 MS-FG	3:05.05	qSRCH
	39.51	46.96	49.23	49.35
16	Johnson, Hayley C	16 BRST-FG	3:06.72	qSRCH
	40.36	46.45	50.08	49.83
17	Regueira, Nicole	15 GRSC-FG	3:08.09	SRCH
	40.70	47.01	49.02	51.36
18	Gest, Kelly E	16 POMP-FG	3:09.27	SRCH
	42.82	47.55	49.64	49.26



2015 FG Senior Championships-CSSC-071715, Sanction #: 072415FGSR-4610

Coral Springs Aquatic Complex

Results

Preliminaries ... (#33 Girls 15-16 200 Meter Breast)

19	Rubiano, Alexandra	16 MACM-FG	3:09.62	SRCH
	40.93	47.61	51.01	50.07
20	Carvalho, Jacqueline	15 POMP-FG	3:11.96	
	43.91	48.58	50.88	48.59
21	Rodriguez, Adriana	15 SFTL-FG	3:14.44	
	43.36	49.85	50.97	50.26
22	Gasner, Kaitlin	15 TPA-FL	3:20.57	
	44.76	50.94	52.58	52.29
---	Jung, Cybele	16 ECAC-FG		NS

#34 Boys 15-16 200 Meter Breast

2009USA-S Ag: 2:15.53 1998 Mark Gangloff
 FGC Open Rec: 2:17.65 2002 Chris Ash
 FGC Record: 2:16.96 2010 Ryan Rosenbaum
 2:18.39 OLY 2016 Olympic Trials
 2:29.09 FUT Futures
 2:45.99 SUSE
 2:55.79 SRCH

Name	Age	Team	Finals Time	
A - Final				
1	Diaz, Adan	16 AZFL-FG	2:26.68	FUT
	33.13	37.78	38.98	36.79
2	Urrutia, Felipe	15 MS-FG	2:27.27	FUT
	33.03	37.11	38.33	38.80
3	Oliva, Jonathan	16 GRSC-FG	2:27.87	FUT
	33.92	37.12	38.76	38.07
4	Tretyakov, Nikita	16 SFTL-FG	2:30.84	SUSE
	33.92	37.77	39.45	39.70
5	Brisco, Dylan J	16 LLL-FG	2:30.94	SUSE
	33.46	38.00	39.21	40.27
6	Marin, Ervin	15 SOFL-FG	2:33.49	SUSE
	34.50	38.96	40.45	39.58
7	Refaat, Seif E	16 TPA-FL	2:34.98	SUSE
	34.52	39.43	40.79	40.24
8	Hernandez, Kevin	15 UN-FG	2:40.08	SUSE
	36.07	40.86	41.74	41.41
B - Final				
9	Cantu, Francisco	16 AZFL-FG	2:35.88	SUSE
	35.63	40.39	41.01	38.85
10	Tatton, Kyle V	15 SAS-FG	2:37.05	SUSE
	34.75	39.45	41.44	41.41
11	Ramirez, Juan A	16 MACM-FG	2:38.30	SUSE
	35.36	41.10	41.38	40.46
12	Quintero, Bryan	15 GRSC-FG	2:38.86	SUSE
	35.76	40.86	40.79	41.45


13	Celestin, Tristan	16 AZFL-FG	2:39.56	SUSE
	34.98	39.63	42.01	42.94
14	Fraiman, Elad	16 UN-FG	2:40.62	SUSE
	34.99	41.56	42.30	41.77
15	Marchesani, Alessanc	15 MCDA-FG	2:41.17	SUSE
	35.36	40.29	42.93	42.59
16	Kesten, Connor S	15 SRQ-FL	2:43.18	SUSE
	38.55	42.00	41.32	41.31

#34 Boys 15-16 200 Meter Breast

2009USA-S Ag: 2:15.53 1998 Mark Gangloff
 FGC Open Rec: 2:17.65 2002 Chris Ash
 FGC Record: 2:16.96 2010 Ryan Rosenbaum
 2:18.39 OLY 2016 Olympic Trials
 2:29.09 FUT Futures
 2:45.99 SUSE
 2:55.79 SRCH

Name	Age	Team	Prelim Time	
Preliminaries				
1	Oliva, Jonathan	16 GRSC-FG	2:27.85	qFUT
	33.79	37.06	39.14	37.86
2	Diaz, Adan	16 AZFL-FG	2:29.33	qSUSE
	33.78	38.84	39.59	37.12
3	Brisco, Dylan J	16 LLL-FG	2:29.54	qSUSE
	33.39	37.67	38.91	39.57
4	Urrutia, Felipe	15 MS-FG	2:29.85	qSUSE
	34.27	38.18	38.56	38.84
5	Marin, Ervin	15 SOFL-FG	2:34.29	qSUSE
	34.84	39.56	39.82	40.07
6	Tretyakov, Nikita	16 SFTL-FG	2:35.73	qSUSE
	33.98	40.62	40.33	40.80
7	Refaat, Seif E	16 TPA-FL	2:36.34	qSUSE
	34.08	38.62	40.77	42.87
8	Hernandez, Kevin	15 UN-FG	2:38.81	qSUSE
	36.42	40.20	41.33	40.86
9	Celestin, Tristan	16 AZFL-FG	2:39.17	qSUSE
	36.65	39.53	41.12	41.87
10	Fraiman, Elad	16 UN-FG	2:39.85	qSUSE
	35.21	41.16	42.30	41.18
11	Cantu, Francisco	16 AZFL-FG	2:39.95	qSUSE
	34.47	39.08	41.88	44.52
12	Lauzurique, Marcelo	16 UN-FG	2:40.18	qSUSE
	33.06	38.50	42.96	45.66
13	Marchesani, Alessanc	15 MCDA-FG	2:40.68	qSUSE
	35.50	40.56	41.92	42.70
14	Kesten, Connor S	15 SRQ-FL	2:41.20	qSUSE
	37.31	41.37	41.40	41.12

15	Tatton, Kyle V	15 SAS-FG	2:41.28	qSUSE
	34.45	40.82	43.23	42.78
16	Quintero, Bryan	15 GRSC-FG	2:41.45	qSUSE
	36.18	40.93	41.45	42.89
17	Ramirez, Juan A	16 MACM-FG	2:41.89	SUSE
	36.25	40.98	41.79	42.87
18	Roche, Ricardo	15 SOFL-FG	2:43.69	SUSE
	35.85	41.78	43.00	43.06
19	Veit, Eric	16 YBC-FG	2:44.63	SUSE
	35.92	41.05	43.74	43.92
20	Schulte, Christopher	16 POMP-FG	2:49.88	SRCH
	38.78	43.54	44.37	43.19
21	Picon, Manuel	16 MACM-FG	2:50.09	SRCH
	37.60	43.39	45.40	43.70
22	Gibson, Tyler W	16 SOFL-FG	2:51.16	SRCH
	37.40	44.08	45.50	44.18
*23	Darias, Teolio	15 CM-FG	2:51.87	SRCH
	35.46	43.44	45.79	47.18
*23	Perez, Jason J	15 GRSC-FG	2:51.87	SRCH
	36.66	44.02	45.44	45.75
25	Reynolds, Hunter J	15 SRQ-FL	2:52.29	SRCH
	39.37	44.71	44.61	43.60
26	Capalbo, Ivan D	15 AZFL-FG	2:54.79	SRCH
	39.13	44.68	45.97	45.01
27	Mizrachi, Eldar D	16 PST-FG	2:55.24	SRCH
	38.14	43.31	46.26	47.53
28	Vatinelle, Matthieu A	16 AKS-FG	2:55.83	
	40.23	44.75	45.82	45.03
29	Dubay, John J	16 PAQ-FG	2:59.52	
	40.15	45.35	46.68	47.34
30	Ribeiro, Damion	15 NYCC-MR	3:00.03	
	38.50	45.35	47.86	48.32
31	Avellaneda, Diego M	15 SUN-FG	3:00.47	
	41.85	45.78	46.77	46.07
32	Furman, Henry A	16 BRST-FG	3:01.91	
	38.08	47.68	48.82	47.33
---	Nguyen, Duke H	15 PAQ-FG		DQ
	Butterfly kick			
	38.63	44.62	47.95	48.10



2015 FG Senior Championships-CSSC-071715, Sanction #: 072415FGSR-4610

Coral Springs Aquatic Complex

Results

#35 Girls 200 Meter Breast

FGC Open Rec: 2:25.35 2002 Amanda Beard
 FGC Record: 2:24.53 2015 Martha McCabe
 2:34.99 OLY 2016 Olympic Trials
 2:37.19 WCT
 2:38.69 SUJU
 2:43.79 FUT Futures
 2:57.09 SUSE
 3:05.39 SPSE
 3:11.39 SRCH

Name	Age	Team	Finals Time
A - Final			
1 Fertel, Kelly A	17	GRSC-FG	2:35.66 WCT
35.71	40.02	40.46	39.47
2 Swartz, Lindsey	18	PCS-FG	2:36.25 WCT
35.38	39.24	40.43	41.20
3 White, Caroline I	17	TPA-FL	2:42.50 FUT
36.26	41.31	42.37	42.56
4 Lacusky, Sara M	18	MCA-FG	2:45.93 SUSE
38.53	42.11	42.36	42.93
5 Jurich, Emily T	18	PCS-FG	2:47.42 SUSE
36.06	41.95	44.30	45.11
6 Grabenhorst, Bailey I	19	PAQ-FG	2:47.76 SUSE
38.05	42.34	43.51	43.86
7 Valls, Anna C	19	MS-FG	2:48.78 SUSE
35.53	41.71	44.51	47.03
8 Roper, Hannah J	20	BRST-FG	2:49.52 SUSE
37.13	42.92	44.18	45.29
B - Final			
9 Strasen, Madeline M	17	TBAY-FL	2:51.30 SUSE
40.10	44.48	43.06	43.66
10 Hunnewell, Nicole J	18	UN-FG	2:52.08 SUSE
38.50	43.67	44.83	45.08
11 Vega, Isabella	17	MACM-FG	2:52.65 SUSE
38.19	43.93	45.15	45.38
12 Harrington, Kelly M	17	BRST-FG	2:53.96 SUSE
39.84	45.30	45.34	43.48
13 Wilkerson, Rebecca M	18	CSSC-FG	2:55.85 SUSE
39.65	45.11	45.73	45.36
14 Barreto, Aley A	17	AZFL-FG	2:57.27 SPSE
39.96	44.76	45.67	46.88
15 Phillips, Lacy F	17	WOW-FG	2:58.20 SPSE
39.90	46.00	46.46	45.84
16 Perez-Hickman, Andi	18	MACM-FG	2:59.30 SPSE
40.34	45.71	46.48	46.77

#35 Girls 200 Meter Breast

FGC Open Rec: 2:25.35 2002 Amanda Beard
 FGC Record: 2:24.53 2015 Martha McCabe
 2:34.99 OLY 2016 Olympic Trials
 2:37.19 WCT
 2:38.69 SUJU
 2:43.79 FUT Futures
 2:57.09 SUSE
 3:05.39 SPSE
 3:11.39 SRCH


Name	Age	Team	Prelim Time
Preliminaries			
1 Swartz, Lindsey	18	PCS-FG	2:35.61 qWCT
35.37	38.90	40.42	40.92
2 Fertel, Kelly A	17	GRSC-FG	2:36.72 qWCT
35.41	39.60	40.66	41.05
3 Kopas, Emily M	18	UN-FG	2:38.60 qSUJU
36.08	40.64	41.14	40.74
4 Jurich, Emily T	18	PCS-FG	2:45.38 qSUSE
37.38	41.83	42.69	43.48
5 White, Caroline I	17	TPA-FL	2:47.56 qSUSE
37.10	42.91	43.53	44.02
6 Lacusky, Sara M	18	MCA-FG	2:48.42 qSUSE
38.32	43.44	43.65	43.01
7 Valls, Anna C	19	MS-FG	2:49.00 qSUSE
37.83	42.86	43.91	44.40
8 Grabenhorst, Bailey I	19	PAQ-FG	2:49.85 qSUSE
39.03	43.30	43.99	43.53
9 Roper, Hannah J	20	BRST-FG	2:50.89 qSUSE
37.83	43.15	44.75	45.16
10 Strasen, Madeline M	17	TBAY-FL	2:53.56 qSUSE
40.27	44.22	44.25	44.82
11 Hunnewell, Nicole J	18	UN-FG	2:54.29 qSUSE
39.43	44.61	45.19	45.06
12 Wilkerson, Rebecca M	18	CSSC-FG	2:55.08 qSUSE
39.80	45.30	45.57	44.41
13 Vega, Isabella	17	MACM-FG	2:57.06 qSUSE
38.99	45.00	46.36	46.71
14 Harrington, Kelly M	17	BRST-FG	2:57.09 qSUSE
39.72	46.35	45.64	45.38
15 Phillips, Lacy F	17	WOW-FG	2:57.33 qSPSE
40.33	44.57	45.83	46.60
16 Barreto, Aley A	17	AZFL-FG	2:57.42 qSPSE
39.68	44.26	46.56	46.92
17 Perez-Hickman, Andi	18	MACM-FG	2:58.36 SPSE
39.86	44.58	46.32	47.60

18 Ballestas, Emma V	14	MS-FG	3:00.91 SPSE
40.27	45.97	46.89	47.78
19 Coyne, Ally M	18	TPA-FL	3:03.26 SPSE
40.22	45.99	47.77	49.28
20 Jones, Acacia L	14	CSSC-FG	3:07.06 SRCH
41.21	48.18	50.06	47.61
21 Dennis, Zoe	12	STORM-ZZ	3:07.52 SRCH
40.71	46.91	49.26	50.64
22 Nieto, Nicole	17	MACM-FG	3:07.65 SRCH
41.94	47.82	49.63	48.26
23 Gasner, Kendall M	17	TPA-FL	3:14.97
43.46	49.54	50.89	51.08
--- Creighton, Kaley C	17	BRST-FG	NS

#36 Boys 200 Meter Breast

FGC Open Rec: 2:12.14 2009 Neil Versfeld
 FGC Record: 2:10.83 2008 Vlad Polyakov
 2:18.39 OLY 2016 Olympic Trials
 2:22.09 WCT
 2:23.69 SUJU
 2:29.09 FUT Futures
 2:45.99 SUSE
 2:49.79 SPSE
 2:55.79 SRCH

Name	Age	Team	Finals Time
A - Final			
1 Guarente, Marco	18	UN-FG	2:19.62 WCT
30.40	35.94	36.52	36.76
2 Rojas, Marc A	21	SOFL-FG	2:25.91 FUT
31.96	36.89	38.51	38.55
3 Castillo, Miguel Alor	18	PER-ZZ	2:26.66 FUT
33.02	37.45	38.49	37.70
4 Sipowski, Kameron M	21	NPB-FG	2:27.19 FUT
33.79	36.86	37.92	38.62
5 Johnston, Johannes E	21	BRST-FG	2:29.67 SUSE
32.42	38.58	39.49	39.18
6 Landi, Nicholas T	20	BRST-FG	2:29.95 SUSE
32.34	37.80	39.10	40.71
7 Reid, Alexander J	18	MS-FG	2:30.05 SUSE
32.49	37.80	39.99	39.77
8 Contich, Henry M	17	WASC-FG	2:30.63 SUSE
33.95	37.73	39.57	39.38
B - Final			
9 Graff, Ryan O	18	PCS-FG	2:26.83 FUT
31.85	38.47	38.89	37.62
10 Tang, Javier Antonio	17	PER-ZZ	2:31.73 SUSE
32.92	38.94	39.65	40.22



2015 FG Senior Championships-CSSC-071715, Sanction #: 072415FGSR-4610

Coral Springs Aquatic Complex

Results

B - Final ... (#36 Boys 200 Meter Breast)

11	Junghahn, Nicolas A	19 MS-FG	2:33.49	SUSE
	33.06	38.52	40.51	41.40
12	Evenson, Alex C	19 UN-FG	2:36.54	SUSE
	34.55	40.01	41.28	40.70
13	Rintel, Andreas	18 LLL-FG	2:37.47	SUSE
	33.40	39.27	42.06	42.74
14	Lijoi, Vincent F	17 SRQ-FL	2:38.59	SUSE
	37.00	41.31	41.18	39.10
15	Colaiacona, Samuel /	18 BRST-FG	2:40.66	SUSE
	34.12	39.84	43.08	43.62
16	Won, Santiago	21 PER-ZZ	2:45.15	SUSE
	36.15	41.82	43.84	43.34

#36 Boys 200 Meter Breast
FGC Open Rec: 2:12.14 2009 Neil Versfeld
FGC Record: 2:10.83 2008 Vlad Polyakov
2:18.39 OLY 2016 Olympic Trials
2:22.09 WCT
2:23.69 SUJU
2:29.09 FUT Futures
2:45.99 SUSE
2:49.79 SPSE
2:55.79 SRCH


Name	Age	Team	Prelim Time
Preliminaries			
1	Guarente, Marco	18 UN-FG	2:21.80 qWCT
	31.67	36.28	36.64 37.21
2	Sipowski, Kameron M	21 NPB-FG	2:24.78 qFUT
	33.42	37.17	36.40 37.79
3	Castillo, Miguel Alor	18 PER-ZZ	2:26.75 qFUT
	33.58	37.73	38.08 37.36
4	Rojas, Marc A	21 SOFL-FG	2:27.41 qFUT
	33.07	38.08	38.34 37.92
5	Reid, Alexander J	18 MS-FG	2:28.43 qFUT
	32.66	37.59	38.43 39.75
6	Landi, Nicholas T	20 BRST-FG	2:29.47 qSUSE
	32.90	37.84	39.14 39.59
7	Contich, Henry M	17 WASC-FG	2:30.25 qSUSE
	33.65	38.50	37.87 40.23
8	Johnston, Johannes E	21 BRST-FG	2:30.46 qSUSE
	34.01	38.52	39.19 38.74
9	Tang, Javier Antonio	17 PER-ZZ	2:30.85 qSUSE
	33.93	38.83	38.51 39.58
10	Graff, Ryan O	18 PCS-FG	2:31.21 qSUSE
	33.19	38.91	40.01 39.10

11	Pascual, Jose M	17 UN-FG	2:34.68 qSUSE
	35.58	39.76	39.72 39.62
12	Rintel, Andreas	18 LLL-FG	2:35.10 qSUSE
	33.23	39.45	41.26 41.16
13	Won, Santiago	21 PER-ZZ	2:35.31 qSUSE
	34.35	39.08	40.88 41.00
14	Junghahn, Nicolas A	19 MS-FG	2:35.34 qSUSE
	32.76	39.35	40.48 42.75
15	Evenson, Alex C	19 UN-FG	2:36.03 qSUSE
	34.98	39.73	40.46 40.86
16	Colaiacona, Samuel /	18 BRST-FG	2:38.39 qSUSE
	34.60	39.82	41.51 42.46
17	Llenin, Luis A	17 MACM-FG	2:39.67 SUSE
	34.90	40.43	41.18 43.16
18	Lijoi, Vincent F	17 SRQ-FL	2:39.95 SUSE
	36.90	40.91	41.45 40.69
19	Pittman, Andrew C	20 ACE-FG	2:41.25 SUSE
			42.21 42.54
20	Rodriguez, Rafael	13 SOFL-FG	2:41.80 SUSE
	35.43	40.92	42.56 42.89
21	Quintero, Samuel	14 SOFL-FG	2:42.24 SUSE
	36.39	41.73	42.53 41.59
22	Allen, Dylan M	18 SFTL-FG	2:43.52 SUSE
	35.80	41.89	41.94 43.89
23	Fowler, Christian	17 MACM-FG	2:44.37 SUSE
	36.93	41.48	43.34 42.62
24	Savino, Gian L	14 CSSC-FG	2:45.35 SUSE
	37.32	42.99	42.13 42.91
*25	Fish, Jared M	22 CSSC-FG	2:46.84 SPSE
	35.38	41.57	44.30 45.59
*25	Buslov, Nikita	17 ECAC-FG	2:46.84 SPSE
	36.87	41.64	43.56 44.77
27	Costello, Patrick M	17 BRST-FG	2:46.93 SPSE
	36.18	42.09	44.22 44.44
28	Cassie, Brendan P	17 UN-FG	2:52.25 SRCH
	37.09	43.89	46.25 45.02
29	Darin, Robert G	17 PAQ-FG	2:52.91 SRCH
	38.69	44.11	45.11 45.00
30	Cioffi, Christian J	17 WOW-FG	2:55.19 SRCH
	38.75	44.32	46.53 45.59
---	Drennan, Craig M	19 AKS-FG	DQ
	False start		
	38.15	42.73	43.79 43.38
---	Kertesz, Kristof	21 SFTL-FG	NS

#37 Girls 15-16 100 Meter Fly
2009USA-S Ag: 57.93 1981 Mary T. Meagher
FGC Open Rec: 1:00.54 2002 Andrea Axtell
FGC Record: 1:01.25 2015 Jessica L Nava
1:01.19 OLY 2016 Olympic Trials
1:05.19 FUT Futures
1:08.19 SUSE
1:12.89 SRCH

Name	Age	Team	Finals Time
A - Final			
1	Maiocco, Claire O	16 TPA-FL	1:00.90 OLY
	27.96	32.94	
2	Nava, Jessica L	15 PCS-FG	1:01.35 FUT
	28.20	33.15	
3	Baldari, Alessandra T	15 NPB-FG	1:02.76 FUT
	28.67	34.09	
4	Valls, Kyla S	16 MS-FG	1:02.85 FUT
	29.16	33.69	
5	Ellis, Brooke N	16 GRSC-FG	1:05.16 FUT
	30.74	34.42	
6	Mancilla, Alicia	15 GRSC-FG	1:05.72 SUSE
	30.75	34.97	
7	Kopas, Allison M	16 SFTL-FG	1:05.81 SUSE
	30.64	35.17	
8	Muñoz, Maria Fe	16 PER-ZZ	1:06.11 SUSE
	31.35	34.76	

B - Final			
9	Ross, Racine E	15 AZFL-FG	1:05.77 SUSE
	30.65	35.12	
10	Maduro, Rebecca J	16 UN-FG	1:07.18 SUSE
	31.16	36.02	
11	Rubin, Acadia C	15 NPB-FG	1:07.56 SUSE
	31.55	36.01	
12	Talamo, Julia	16 MACM-FG	1:08.27 SRCH
	31.79	36.48	
13	English, Isabella M	16 TPA-FL	1:08.43 SRCH
	31.73	36.70	
14	Grussmark, Camryn	16 MS-FG	1:09.08 SRCH
	31.52	37.56	
15	Roque, Angelina	15 MACM-FG	1:09.41 SRCH
	32.60	36.81	
16	Hudson, Camryn C	16 LLL-FG	1:10.78 SRCH
	32.68	38.10	



2015 FG Senior Championships-CSSC-071715, Sanction #: 072415FGSR-4610

Coral Springs Aquatic Complex

Results

#37 Girls 15-16 100 Meter Fly

2009USA-S Ag: 57.93 1981 Mary T. Meagher

FGC Open Rec: 1:00.54 2002 Andrea Axtell

FGC Record: 1:01.25 2015 Jessica L Nava

1:01.19 OLY 2016 Olympic Trials

1:05.19 FUT Futures

1:08.19 SUSE

1:12.89 SRCH

Name	Age	Team	Prelim Time
Preliminaries			
1 Nava, Jessica L	15	PCS-FG	1:01.25 qFUT
	28.52	32.73	
2 Baldari, Alessandra T	15	NPB-FG	1:02.95 qFUT
	29.30	33.65	
3 Maiocco, Claire O	16	TPA-FL	1:03.47 qFUT
	29.04	34.43	
4 Valls, Kyla S	16	MS-FG	1:03.52 qFUT
	29.28	34.24	
5 Ellis, Brooke N	16	GRSC-FG	1:04.65 qFUT
	30.66	33.99	
6 Kopas, Allison M	16	SFTL-FG	1:05.20 qSUSE
	30.45	34.75	
7 Rivera, Alexa N	16	OAC-FG	1:05.81 qSUSE
	30.12	35.69	
8 Mancilla, Alicia	15	GRSC-FG	1:06.25 qSUSE
	30.58	35.67	
9 Muñoz, Maria Fe	16	PER-ZZ	1:06.41 qSUSE
	30.94	35.47	
10 Ross, Racine E	15	AZFL-FG	1:06.89 qSUSE
	31.64	35.25	
11 English, Isabella M	16	TPA-FL	1:07.73 qSUSE
	31.56	36.17	
12 Maduro, Rebecca J	16	UN-FG	1:07.97 qSUSE
	31.54	36.43	
13 Talamo, Julia	16	MACM-FG	1:08.01 qSUSE
	31.48	36.53	
14 Hudson, Camryn C	16	LLL-FG	1:08.26 qSRCH
	31.87	36.39	
15 Grussmark, Camryn	16	MS-FG	1:08.31 qSRCH
	31.71	36.60	
16 Roque, Angelina	15	MACM-FG	1:08.35 qSRCH
	31.73	36.62	
17 Rubin, Acadia C	15	NPB-FG	1:08.85 SRCH
	32.10	36.75	
18 Peralta, Renata	16	MS-FG	1:09.19 SRCH
	31.75	37.44	

19 Rodriguez, Jessica	16	SOFL-FG	1:09.52 SRCH
	31.93	37.59	
20 Ibarrola, Ana M	15	WOW-FG	1:09.69 SRCH
	31.73	37.96	
21 Sanchez, Paloma	15	MS-FG	1:09.73 SRCH
	31.45	38.28	
22 Testa, Natasha P	16	SOFL-FG	1:09.96 SRCH
	32.24	37.72	
23 Crouse, Ashley E	15	PAQ-FG	1:10.22 SRCH
	32.40	37.82	
24 Choy, Francesca C	16	JDST-FG	1:10.46 SRCH
	31.99	38.47	
25 Secrest, Kelly N	15	NPB-FG	1:10.48 SRCH
	32.47	38.01	
26 Comejo, Fernanda M	15	AZFL-FG	1:12.73 SRCH
	32.84	39.89	
27 Cozad, Grace G	16	WOW-FG	1:13.18
	33.46	39.72	
28 Konsavage, Victoria	15	ECAC-FG	1:13.20
	32.91	40.29	
29 Carpenter, Anna C	15	TPA-FL	1:13.49
	34.39	39.10	
30 Montgomery, Anna V	15	PCS-FG	1:13.52
	33.75	39.77	
31 Anthony, Larissa N	15	BRST-FG	1:13.80
	34.94	38.86	
32 Rodriguez, Sofia M	16	ASC-FG	1:13.95
	34.79	39.16	
33 Gasner, Kaitlin J	15	TPA-FL	1:14.14
	33.97	40.17	
34 Dangond, Manuela M	15	MS-FG	1:14.26
	35.08	39.18	
35 Christmas, Kassandr	15	LLL-FG	1:14.29
	33.93	40.36	
36 Giblin, Nicole A	15	NPB-FG	1:14.40
	34.26	40.14	
37 Garcia, Leilani N	16	TPA-FL	1:14.84
	33.33	41.51	
38 Vargas, Claudia	16	MACM-FG	1:15.59
	35.44	40.15	
39 Gest, Brooke N	16	POMP-FG	1:15.66
	33.21	42.45	
40 Finks, Madelene G	15	ECAC-FG	1:17.02
	34.26	42.76	
41 Smith, Selena	15	SF-FG	1:17.26
	35.98	41.28	
42 Bergamini, Christine	16	POMP-FG	1:17.65
	35.57	42.08	

43 Trieschmann, Hannal	15	WOW-FG	1:17.84
	34.87	42.97	
44 Lugo, Raquel V	15	SOFL-FG	1:19.52
	35.29	44.23	
45 Mancini, Lauren A	15	WOW-FG	1:22.85
	36.94	45.91	
--- Kreitz, Abigail K	15	MCA-FG	NS
--- Villarta, Justrina	16	SF-FG	NS
--- Johnson, Ava R	15	JDST-FG	NS

#38 Boys 15-16 100 Meter Fly

2009USA-S Ag: 52.98 2001 Michael Phelps

FGC Open Rec: 55.07 2002 Kyle Bulolz

FGC Record: 54.85 2014 Zuhayr Pigot


54.79 OLY 2016 Olympic Trials

58.39 FUT Futures

1:01.79 SUSE

1:05.39 SRCH

Name	Age	Team	Finals Time
A - Final			
1 Cancel, Miguel	15	GRSC-FG	57.32 FUT
	26.66	30.66	
2 Reuter, George P	16	TPA-FL	58.01 FUT
	27.12	30.89	
3 Pinon, Julien	16	SOFL-FG	58.06 FUT
	27.13	30.93	
4 Colmenares, Carlos E	16	MS-FG	58.25 FUT
	27.17	31.08	
5 Hoost, Irvin	16	UN-FG	58.51 SUSE
	27.30	31.21	
6 Bierman, Parker C	16	NPB-FG	59.12 SUSE
	27.75	31.37	
7 Bernardina, Seggio J	15	ECAC-FG	59.43 SUSE
	27.95	31.48	
8 Degtyar, Matthew A	15	TPA-FL	1:00.16 SUSE
	28.10	32.06	
B - Final			
9 Vargas, Sebastian	16	CSSC-FG	59.88 SUSE
	27.81	32.07	
10 Kopecki, Christian J	16	SOFL-FG	1:00.08 SUSE
	28.54	31.54	
11 Mattheys, Gary-paige	15	SRQ-FL	1:00.24 SUSE
	28.80	31.44	
12 Ingram, Jared L	16	LLL-FG	1:00.72 SUSE
	27.90	32.82	
13 Dimatteo, Kyle E	15	LLL-FG	1:00.95 SUSE
	28.52	32.43	



2015 FG Senior Championships-CSSC-071715, Sanction #: 072415FGSR-4610

Coral Springs Aquatic Complex

Results

B - Final ... (#38 Boys 15-16 100 Meter Fly)


14 Refaat, Seif E	16 TPA-FL	1:00.96	SUSE
28.86	32.10		
15 Asnis, Maximilian S	15 SOFL-FG	1:01.34	SUSE
29.27	32.07		
16 Luchau, Pablo	16 GRSC-FG	1:01.56	SUSE
27.75	33.81		

#38 Boys 15-16 100 Meter Fly

2009USA-S Ag:	52.98	2001 Michael Phelps
FGC Open Rec:	55.07	2002 Kyle Bubolz
FGC Record:	54.85	2014 Zuhayr Pigot
	54.79	OLY 2016 Olympic Trials
	58.39	FUT Futures
	1:01.79	SUSE
	1:05.39	SRCH

Name	Age	Team	Prelim Time
Preliminaries			
1 Pinon, Julien	16	SOFL-FG	57.86 qFUT
27.03	30.83		
2 Cancel, Miguel	15	GRSC-FG	58.13 qFUT
26.94	31.19		
3 Colmenares, Carlos E	16	MS-FG	58.37 qFUT
26.69	31.68		
4 Reuter, George P	16	TPA-FL	58.56 qSUSE
27.23	31.33		
5 Hoost, Irvin	16	UN-FG	59.12 qSUSE
27.55	31.57		
6 Bernardina, Seggio J	15	ECAC-FG	59.48 qSUSE
27.74	31.74		
7 Bierman, Parker C	16	NPB-FG	59.93 qSUSE
28.35	31.58		
8 Degtyar, Matthew A	15	TPA-FL	1:00.13 qSUSE
27.80	32.33		
9 Vargas, Sebastian	16	CSSC-FG	1:00.28 qSUSE
27.85	32.43		
10 Kopecki, Christian J	16	SOFL-FG	1:00.30 qSUSE
28.57	31.73		
11 Mattheys, Gary-paige	15	SRQ-FL	1:00.41 qSUSE
28.34	32.07		
12 Refaat, Seif E	16	TPA-FL	1:00.50 qSUSE
28.47	32.03		
13 Asnis, Maximilian S	15	SOFL-FG	1:00.71 qSUSE
28.69	32.02		
14 Luchau, Pablo	16	GRSC-FG	1:01.05 qSUSE
27.93	33.12		

15 Ingram, Jared L	16 LLL-FG	1:01.31	qSUSE	38 Daniel, Jyasi	16 UN-FG	1:03.76	SRCH
28.51	32.80			28.80	34.96		
16 Dimatteo, Kyle E	15 LLL-FG	1:01.49	qSUSE	39 Taddonio, Matthew J	16 BRST-FG	1:04.16	SRCH
28.38	33.11			29.71	34.45		
17 Roth, Quinn A	15 SF-FG	1:01.75	SUSE	40 Cassidy, Pdraic P	15 AZFL-FG	1:04.25	SRCH
29.08	32.67			30.14	34.11		
18 Diaz-Velasco, Esteba	16 SOFL-FG	1:01.90	SRCH	41 Kirton, Toshi T	15 LLL-FG	1:04.26	SRCH
29.11	32.79			30.38	33.88		
19 Lucas, Juan S	16 SOFL-FG	1:01.92	SRCH	42 Ladd, Zachary A	16 NPB-FG	1:04.41	SRCH
29.06	32.86			29.68	34.73		
20 Malone, Roosevelt	16 DRSC-FG	1:02.05	SRCH	43 Cantu, Francisco	16 AZFL-FG	1:04.67	SRCH
28.96	33.09			29.87	34.80		
21 Diaz, Juan G	15 SOFL-FG	1:02.11	SRCH	44 Ferrara, Nico J	15 CSSC-FG	1:05.04	SRCH
29.27	32.84			29.61	35.43		
22 Gribble, Trahern O	15 GRSC-FG	1:02.14	SRCH	45 Ramirez, Alejandro	16 BKSC-FG	1:05.13	SRCH
28.69	33.45			29.63	35.50		
23 Matheus, Eric	15 SAS-FG	1:02.24	SRCH	46 Llanio, Jose L	16 MACM-FG	1:05.19	SRCH
29.03	33.21			29.97	35.22		
24 Danyliv, Orest	16 GRSC-FG	1:02.48	SRCH	47 Stankovic, Jonathan I	16 JDST-FG	1:05.32	SRCH
29.20	33.28			30.38	34.94		
25 Medina, Josten W	16 MS-FG	1:02.49	SRCH	48 McClenney, Bennett	16 YBC-FG	1:05.51	
29.34	33.15			30.12	35.39		
26 Mesa, Alfredo	16 SOFL-FG	1:02.57	SRCH	49 Nguyen, Duke H	15 PAQ-FG	1:05.74	
28.96	33.61			31.08	34.66		
27 Jacobs, Daniel A	15 UN-FG	1:02.66	SRCH	50 Beron-Vera, Francisc	15 MS-FG	1:05.97	
29.34	33.32			30.57	35.40		
28 Ribeiro, Damion	15 NYCC-MR	1:02.70	SRCH	51 Oliver, Noah H	16 AKS-FG	1:06.25	
28.86	33.84			31.06	35.19		
29 Solares, Andres	15 MACM-FG	1:02.98	SRCH	52 Junghahn, Matias	16 MS-FG	1:06.28	
28.52	34.46			29.94	36.34		
30 Imposimato, Juan	16 YBC-FG	1:03.00	SRCH	53 Gibson, Tyler W	16 SOFL-FG	1:06.51	
28.90	34.10			31.19	35.32		
31 Simpson, Daniel J	16 MACM-FG	1:03.02	SRCH	54 Lundgren, Paul M	15 AKS-FG	1:06.58	
28.89	34.13			31.06	35.52		
32 Diaz, Kevin M	15 GRSC-FG	1:03.08	SRCH	55 Oliva, Jonathan	16 GRSC-FG	1:06.59	
29.33	33.75			30.80	35.79		
33 Dodge, Grant D	15 NPB-FG	1:03.12	SRCH	56 Vasquez, Carlos	15 AZFL-FG	1:06.62	
29.05	34.07			31.19	35.43		
34 Smith, Colin D	16 UN-FG	1:03.25	SRCH	57 Wells, David R	16 WOW-FG	1:06.78	
29.32	33.93			31.12	35.66		
35 Gutierrez, Chris A	16 BGS-FG	1:03.31	SRCH	58 Shover, Kaden W	16 PAQ-FG	1:07.08	
29.89	33.42			30.65	36.43		
36 Munoz, Julian	16 PCS-FG	1:03.34	SRCH	59 Alonso, Daimyo	15 ASC-FG	1:08.18	
29.15	34.19			31.12	37.06		
37 Hernandez, Kevin	15 UN-FG	1:03.46	SRCH	60 Duran, Leonardo	16 MACM-FG	1:08.86	
29.97	33.49			30.94	37.92		
				61 Avallone, Christophe	16 GRSC-FG	1:09.70	
				32.26	37.44		



2015 FG Senior Championships-CSSC-071715, Sanction #: 072415FGSR-4610

Coral Springs Aquatic Complex

Results

Preliminaries ... (#38 Boys 15-16 100 Meter Fly)

62	Menocal, Matthew J	16 SOFL-FG	1:09.82
	31.09	38.73	
63	Smith, Dean S	15 WOW-FG	1:11.06
	31.06	40.00	
64	Figueiredo, Pedro O	15 PAQ-FG	1:12.02
	32.65	39.37	
65	Farias, Tomas M	15 ASC-FG	1:12.58
	33.31	39.27	
66	Refowich, Alexander	16 WOW-FG	1:14.76
	33.27	41.49	
67	Genz, David	15 BRST-FG	1:16.79
	34.38	42.41	
---	Brisco, Dylan J	16 LLL-FG	NS
---	Marchesani, Alessanc	15 MCDA-FG	NS
---	Goya, Alexis A	16 MCDA-FG	NS

#39 Girls 100 Meter Fly

FGC Open Rec:	58.49	2002	Natalie Coughlin
FGC Record:	1:00.16	2012	Lucy Worrall
	1:01.19	OLY 2016 Olympic Trials	
	1:02.49	WCT	
	1:02.59	SUJU	
	1:05.19	FUT Futures	
	1:08.19	SUSE	
	1:10.89	SPSE	
	1:12.89	SRCH	

Name	Age	Team	Finals Time
A - Final			
1	Morgan, Dorothy L	18 MS-FG	1:03.01 FUT
	29.25	33.76	
2	Golding, Kathleen A	14 SOFL-FG	1:03.28 FUT
	29.54	33.74	
3	Lincoln, Emma I	19 SFTL-FG	1:03.99 FUT
	29.58	34.41	
4	Kalandiak, Alexa S	19 MS-FG	1:04.46 FUT
	29.32	35.14	
5	Temperino, Eriana L	14 ECAC-FG	1:04.92 FUT
	30.31	34.61	
6	Marinheiro, Marcella	20 SOFL-FG	1:05.37 SUSE
	30.47	34.90	
7	Santander, Andrea E	13 GRSC-FG	1:05.48 SUSE
	29.91	35.57	
8	Valle, Alejandra Luci	20 PER-ZZ	1:06.14 SUSE
	30.91	35.23	

B - Final


9	Deveny, Courtney A	19 ACE-FG	1:05.48 SUSE
	30.77	34.71	
10	Panzarino, Sydney L	19 ACE-FG	1:06.20 SUSE
	31.53	34.67	
11	Conoscenti, Laura	19 BRST-FG	1:06.29 SUSE
	30.61	35.68	
12	Aulicino, Natalie K	17 GRSC-FG	1:06.37 SUSE
	31.52	34.85	
13	Mullen, Marin E	17 SAS-FG	1:06.78 SUSE
	31.17	35.61	
14	Ghali, Miriyam A	18 PCS-FG	1:07.80 SUSE
	31.22	36.58	
15	Harrington, Kelly M	17 BRST-FG	1:08.03 SUSE
	31.68	36.35	
16	Crino, Rachel P	21 BRST-FG	1:08.82 SPSE
	31.73	37.09	

#39 Girls 100 Meter Fly

FGC Open Rec:	58.49	2002	Natalie Coughlin
FGC Record:	1:00.16	2012	Lucy Worrall
	1:01.19	OLY 2016 Olympic Trials	
	1:02.49	WCT	
	1:02.59	SUJU	
	1:05.19	FUT Futures	
	1:08.19	SUSE	
	1:10.89	SPSE	
	1:12.89	SRCH	

Name	Age	Team	Prelim Time
Preliminaries			
1	Morgan, Dorothy L	18 MS-FG	1:02.15 qWCT
	28.98	33.17	
2	Golding, Kathleen A	14 SOFL-FG	1:03.61 qFUT
	29.90	33.71	
3	Kalandiak, Alexa S	19 MS-FG	1:03.94 qFUT
	29.73	34.21	
4	Lopez, Maria A	19 GPA-FG	1:04.16 qFUT
	30.04	34.12	
5	Lincoln, Emma I	19 SFTL-FG	1:04.31 qFUT
	29.71	34.60	
6	Santander, Andrea E	13 GRSC-FG	1:04.55 qFUT
	30.11	34.44	
7	Temperino, Eriana L	14 ECAC-FG	1:05.41 qSUSE
	30.32	35.09	
8	Marinheiro, Marcella	20 SOFL-FG	1:05.43 qSUSE
	30.31	35.12	

9	Valle, Alejandra Luci	20 PER-ZZ	1:06.09 qSUSE
	30.88	35.21	
10	Mullen, Marin E	17 SAS-FG	1:06.71 qSUSE
	31.10	35.61	
*11	Panzarino, Sydney L	19 ACE-FG	1:07.08 qSUSE
	31.71	35.37	
*11	Crino, Rachel P	21 BRST-FG	1:07.08 qSUSE
	30.58	36.50	
13	Deveny, Courtney A	19 ACE-FG	1:07.16 qSUSE
	30.71	36.45	
14	Ghali, Miriyam A	18 PCS-FG	1:07.17 qSUSE
	30.19	36.98	
15	Conoscenti, Laura	19 BRST-FG	1:07.27 qSUSE
	30.52	36.75	
16	Aulicino, Natalie K	17 GRSC-FG	1:07.45 qSUSE
	31.33	36.12	
17	Harrington, Kelly M	17 BRST-FG	1:07.95 SUSE
	31.41	36.54	
18	Herfurth, Christina N	18 LLL-FG	1:08.07 SUSE
	31.66	36.41	
19	Valls, Anna C	19 MS-FG	1:08.98 SPSE
	31.88	37.10	
20	Munion, Brooke	20 ACE-FG	1:09.17 SPSE
	32.21	36.96	
21	Gallegos, Diana Vero	17 PER-ZZ	1:09.64 SPSE
	32.53	37.11	
22	Cummings, Madison	14 ECAC-FG	1:09.66 SPSE
	31.82	37.84	
23	Robles, Carla A	20 MACM-FG	1:10.00 SPSE
	32.09	37.91	
24	Rodriguez, Diana	20 BRST-FG	1:10.05 SPSE
	32.09	37.96	
25	Timmer, Elisabeth	14 UN-FG	1:10.17 SPSE
	32.37	37.80	
26	Shows, Jordan G	19 ACE-FG	1:10.51 SPSE
	31.52	38.99	
27	Williams, Jocelyn G	19 BRST-FG	1:11.00 SRCH
	32.83	38.17	
28	Moss, Faith E	19 WASC-FG	1:11.25 SRCH
	32.41	38.84	
29	Carbone, Julianna M	17 SAS-FG	1:11.27 SRCH
	33.33	37.94	
30	Lacuskys, Sara M	18 MCA-FG	1:11.96 SRCH
	33.09	38.87	
31	Pearce, Amber K	17 JDST-FG	1:12.38 SRCH
	33.21	39.17	



2015 FG Senior Championships-CSSC-071715, Sanction #: 072415FGSR-4610

Coral Springs Aquatic Complex

Results

Preliminaries ... (#39 Girls 100 Meter Fly)

32	Marquez, Mia A	14 POMP-FG	1:12.53	SRCH
	33.68	38.85		
33	Peraza, Rachel	17 MACM-FG	1:13.10	
	33.10	40.00		
34	Aponte, Adrienne N	17 PCS-FG	1:13.16	
	32.38	40.78		
35	Mutschler, Sydney N	17 WOW-FG	1:13.47	
	33.41	40.06		
36	Proctor, Erin M	17 MCA-FG	1:13.87	
	34.19	39.68		
37	Nieto, Nicole	17 MACM-FG	1:13.92	
	34.08	39.84		
38	Cordes, Cathryn L	17 MS-FG	1:14.25	
	34.18	40.07		
39	Sauer, Lindsey N	18 CSSC-FG	1:14.54	
	34.12	40.42		
40	Sykes, Caysi N	22 WASC-FG	1:14.59	
	34.03	40.56		
41	Song, Marissa D	17 JDST-FG	1:16.22	
	34.75	41.47		
42	Smith, Erika L	17 WOW-FG	1:16.30	
	34.45	41.85		
---	Reback, Daly	20 NPB-FG		DQ
	False start			
	32.84	43.62		
---	Ahern, Caitlin M	18 SFTL-FG		NS
---	Mendieta, Catalina	25 PAQ-FG		NS
---	Urquidi, Nicole P	17 GRSC-FG		NS

#40 Boys 100 Meter Fly

FGC Open Rec:	51.88	2002	Michael Phelps
FGC Record:	51.64	2008	Kaio Almeida
	54.79	OLY 2016 Olympic Trials	
	55.69	WCT	
	56.69	SUJU	
	58.39	FUT Futures	
	1:01.79	SUSE	
	1:03.39	SPSE	
	1:05.39	SRCH	

Name	Age	Team	Finals Time	
A - Final				
1	Gonzalez, Mateo	18 AZFL-FG	54.42	OLY
	25.28	29.14		
2	Sickert, Thiago M	27 UN-FG	55.28	WCT
	25.78	29.50		

3	Torres, Luke	21 SAS-FG	55.90	SUJU
	26.42	29.48		
4	Williams, Eric S	24 BRST-FG	56.22	SUJU
	25.21	31.01		
5	Carter, Nick C	25 GRSC-FG	57.01	FUT
	26.67	30.34		
6	Perez, Jhonny J	17 UN-FG	57.49	FUT
	26.45	31.04		
7	De Pawlikowski, Bol	18 MACM-FG	57.88	FUT
	27.16	30.72		
8	Reid, Alexander J	18 MS-FG	1:00.39	SUSE
	26.91	33.48		

B - Final

9	Mitsumasa, Daniel	21 PER-ZZ	55.94	SUJU
	26.37	29.57		
10	Warner, Shawn M	20 SAS-FG	57.71	FUT
	27.03	30.68		
11	Fernandes, Guy G	18 MS-FG	58.45	SUSE
	26.65	31.80		
12	Arrington, Sean L	17 UN-FG	58.49	SUSE
	26.95	31.54		
13	Nolte, John A	20 BRST-FG	58.90	SUSE
	27.10	31.80		
14	Nord, Nicholas F	21 GRSC-FG	59.26	SUSE
	27.36	31.90		
15	Rahrig, Michael T	18 LLL-FG	59.45	SUSE
	27.64	31.81		
16	Tang, Javier Antonio	17 PER-ZZ	1:01.64	SUSE
	27.89	33.75		

#40 Boys 100 Meter Fly

FGC Open Rec:	51.88	2002	Michael Phelps
FGC Record:	51.64	2008	Kaio Almeida
	54.79	OLY 2016 Olympic Trials	
	55.69	WCT	
	56.69	SUJU	
	58.39	FUT Futures	
	1:01.79	SUSE	
	1:03.39	SPSE	
	1:05.39	SRCH	


Name	Age	Team	Prelim Time	
Preliminaries				
1	Gonzalez, Mateo	18 AZFL-FG	55.51	qWCT
	26.00	29.51		
2	Sickert, Thiago M	27 UN-FG	56.01	qSUJU
	25.83	30.18		

3	Torres, Luke	21 SAS-FG	56.19	qSUJU
	26.13	30.06		
4	Reid, Alexander J	18 MS-FG	56.87	qFUT
	26.00	30.87		
5	Carter, Nick C	25 GRSC-FG	57.01	qFUT
	25.90	31.11		
6	Williams, Eric S	24 BRST-FG	57.66	qFUT
	25.42	32.24		
7	Perez, Jhonny J	17 UN-FG	57.72	qFUT
	26.43	31.29		
8	De Pawlikowski, Bol	18 MACM-FG	58.00	qFUT
	26.98	31.02		

9	Mitsumasa, Daniel	21 PER-ZZ	58.16	qFUT
	26.87	31.29		
10	Fernandes, Guy G	18 MS-FG	58.28	qFUT
	26.84	31.44		
*11	Nolte, John A	20 BRST-FG	58.37	qFUT
	26.41	31.96		
*11	Warner, Shawn M	20 SAS-FG	58.37	qFUT
	27.48	30.89		
13	Rahrig, Michael T	18 LLL-FG	58.53	qSUSE
	27.10	31.43		
14	Tang, Javier Antonio	17 PER-ZZ	58.63	qSUSE
	27.23	31.40		
15	Nord, Nicholas F	21 GRSC-FG	58.69	qSUSE
	27.40	31.29		
16	Arrington, Sean L	17 UN-FG	58.85	qSUSE
	27.01	31.84		

17	Pierce, Bryce E	18 CSSC-FG	59.02	SUSE
	27.15	31.87		
18	Winterdal, Joseph A	17 UN-FG	59.16	SUSE
	26.84	32.32		

19	De Freitas, Raichel F	18 ECAC-FG	59.48	SUSE
	26.70	32.78		
20	Moradi, Arvin	23 UN-FG	59.51	SUSE
	27.48	32.03		
21	Oakes, Malachi D	22 BRST-FG	59.52	SUSE
	28.05	31.47		
22	Marcoux, Raphael	17 SFTL-FG	59.55	SUSE
	27.13	32.42		
23	Wiefels, Matthew D	17 JDST-FG	59.58	SUSE
	27.46	32.12		
24	Cronin, Alex M	17 JDST-FG	1:00.14	SUSE
	28.23	31.91		
25	Lupoli, Franco A	21 UN-FG	1:00.31	SUSE
	28.07	32.24		



2015 FG Senior Championships-CSSC-071715, Sanction #: 072415FGSR-4610

Coral Springs Aquatic Complex

Results

Preliminaries ... (#40 Boys 100 Meter Fly)

26	Eaddy, Taylor J	18 HAT-FG	1:00.67	SUSE	27.13	33.54
27	Legrand, Jemal E	21 AZFL-FG	1:00.70	SUSE	27.56	33.14
28	Arevalo, Jaime	21 UN-FG	1:00.89	SUSE	28.04	32.85
29	Gallego, Carlos J	17 SOFL-FG	1:01.29	SUSE	27.77	33.52
30	Cannon, John B	17 AKS-FG	1:01.35	SUSE	28.68	32.67
31	Ragan, Michael E	20 ACE-FG	1:01.66	SUSE	27.67	33.99
*32	Krencik, Dalton J	19 ACE-FG	1:01.70	SUSE	28.69	33.01
*32	Cantu, David	19 AZFL-FG	1:01.70	SUSE	28.55	33.15
34	Tannhauser, Robert	17 SAS-FG	1:01.72	SUSE	28.04	33.68
35	Medina, Nicolas B	17 PER-ZZ	1:01.73	SUSE	29.10	32.63
36	Lobaton Vargas, Dan	17 AZFL-FG	1:01.86	SPSE	28.38	33.48
37	Fuller, Tanner	17 UN-FG	1:01.88	SPSE	27.49	34.39
38	Metzker, Otavio L	18 UN-FG	1:01.89	SPSE	28.93	32.96
39	Teeters, Brendan J	18 PCS-FG	1:01.90	SPSE	27.97	34.03
40	Gelatt, David E	21 ECAC-FG	1:02.00	SPSE	27.97	34.03
41	Capote, Ryan A	17 SOFL-FG	1:02.39	SPSE	28.09	34.30
42	Pineiro-Barros, Edua	17 YBC-FG	1:02.48	SPSE	28.71	33.77
43	Freire, Luiz Renato	17 AZFL-FG	1:02.53	SPSE	28.69	33.84
44	Norman, Joshua R	20 WASC-FG	1:02.69	SPSE	29.15	33.54
45	Ortega, Sebastian M	19 LLL-FG	1:02.79	SPSE	29.29	33.50
46	Castillo, Pedro P	17 MACM-FG	1:02.83	SPSE	29.10	33.73
47	Fisher, Matthew G	18 BRST-FG	1:02.94	SPSE	28.86	34.08
48	Angeles, Daniel S	19 NMST-FG	1:02.99	SPSE	28.56	34.43


49	Navarrete, Fernando	17 YBC-FG	1:03.03	SPSE	28.59	34.44
50	Payamps, Giancarlo	17 CSSC-FG	1:03.07	SPSE	28.51	34.56
51	Gil, Drake E	14 BRST-FG	1:03.13	SPSE	29.10	34.03
52	Granadeno, Aaron A	14 AZFL-FG	1:03.29	SPSE	29.08	34.21
53	Cioffi, Christian J	17 WOW-FG	1:03.50	SRCH	28.73	34.77
54	Ortega, Julian M	19 LLL-FG	1:03.58	SRCH	28.88	34.70
55	Mamola, James A	19 BRST-FG	1:03.61	SRCH	29.00	34.61
56	Marshall, Nathan	17 STORM-ZZ	1:03.76	SRCH	29.30	34.46
57	Trosper, Zachary S	23 WASC-FG	1:04.27	SRCH	28.13	36.14
58	Pascual, Jose M	17 UN-FG	1:04.66	SRCH	30.02	34.64
59	Yamamoto, Henrique	17 CSSC-FG	1:04.84	SRCH	29.59	35.25
60	Hicks, Mark S	18 MS-FG	1:05.24	SRCH	29.55	35.69
61	Bannon, Nicholas J	17 UN-FG	1:05.25	SRCH	29.20	36.05
62	Perez, Enrique A	18 AZFL-FG	1:05.30	SRCH	29.88	35.42
63	Diaz, Jose N	14 AZFL-FG	1:05.40		29.98	35.42
64	Cantisano, Jose R	17 MACM-FG	1:05.45		30.25	35.20
65	Colon, Jordan D	18 SOFL-FG	1:05.63		30.17	35.46
66	Dika, James	17 SFTL-FG	1:05.72		30.49	35.23
*67	Ballester-Cubas, Enri	17 GRSC-FG	1:06.27		30.20	36.07
*67	Llamo, Brian	18 NMST-FG	1:06.27		31.17	35.10
69	Allen, Dylan M	18 SFTL-FG	1:06.32		30.29	36.03
70	Ho, Quoctuan N	14 ECAC-FG	1:06.51		30.39	36.12
71	Anderson, Cameron	17 MCA-FG	1:06.66		30.87	35.79
72	Gonzalez, Antonio A	17 GRSC-FG	1:09.35		31.87	37.48

---	Sanguinetti, Diego	24 CSSC-FG	DQ			
	Alternating Kick					
---	Hediger, Nicholas	18 PCS-FG	NS			
---	Koukoulidis, Aristot	17 SAS-FG	NS			
---	Kertesz, Kristof	21 SFTL-FG	NS			
---	Evdokimov, Ilya	19 CSSC-FG	NS			
---	Manganiello, Austin	22 AKS-FG	NS			
---	Rutkin, Lance J	20 SFTL-FG	NS			
---	Garcia, Christian R	18 AZFL-FG	NS			
---	Rintel, Andreas	18 LLL-FG	NS			
---	Katz, Albert	21 NMST-FG	NS			
---	Limia, Michael	18 MACM-FG	NS			

#41 Girls 15-16 400 Meter IM

2009 USA-S Ag:	4:32.87	2008	Elizabeth Beisel
FGC Open Rec:	4:42.65	2009	Elizabeth Beisel
FGC Record:	4:51.01	1987	Tanya Williams
	4:54.99	OLY 2016 Olympic Trials	
	5:07.29	FUT Futures	
	5:17.29	SUSE	
	5:42.39	SRCH	

Name	Age	Team	Finals Time	
1 Baldari, Alessandra T	15	NPB-FG	5:05.58	FUT
	31.13	36.89	40.79	38.80
	43.60	44.98	35.15	34.24
2 Quineche, Camila Al	16	PER-ZZ	5:07.35	SUSE
	31.67	37.14	39.33	38.53
	45.76	46.50	34.61	33.81
3 Miyamoto, Victoria C	15	POMP-FG	5:08.29	SUSE
	32.59	37.00	42.60	41.50
	42.49	43.24	34.87	34.00
4 Ellis, Brooke N	16	GRSC-FG	5:08.98	SUSE
	31.94	36.07	41.10	39.74
	45.89	45.40	35.48	33.36
5 Muñoz, Maria Fe	16	PER-ZZ	5:11.82	SUSE
	32.14	37.07	40.23	39.41
	46.42	45.81	35.73	35.01
6 Vargas, Melannie A	15	UN-FG	5:16.07	SUSE
	31.42	38.17	40.29	39.00
	45.68	47.26	36.89	37.36
7 Rubin, Acadia C	15	NPB-FG	5:19.58	SRCH
	32.91	39.60	42.47	42.33
	46.36	46.30	35.10	34.51
8 Schimansky, Megan	15	CSSC-FG	5:21.19	SRCH
	33.05	39.27	39.43	38.59
	49.58	49.06	36.63	35.58



2015 FG Senior Championships-CSSC-071715, Sanction #: 072415FGSR-4610

Coral Springs Aquatic Complex

Results

(#41 Girls 15-16 400 Meter IM)

9	Asseraf, Sarah	16 SFTL-FG	5:25.01	SRCH
	32.49	37.94	42.93	42.97
	46.91	47.57	38.29	35.91
10	Fernandez, Jessica N	15 GRSC-FG	5:35.78	SRCH
	35.38	43.72	45.22	43.63
	45.79	46.95	39.00	36.09
11	Hicks, Alexis A	15 SFTL-FG	5:39.07	SRCH
	37.16	44.14	42.89	41.01
	49.84	48.84	38.09	37.10
12	Roque, Angelina	15 MACM-FG	5:40.79	SRCH
	32.76	37.70	43.70	43.03
	51.92	52.72	39.53	39.43
13	Rodriguez, Adriana N	15 SFTL-FG	5:47.71	4.0
	36.29	43.07	45.07	44.21
	51.00	51.76	38.54	37.77

#42 Boys 15-16 400 Meter IM

2009USA-S Ag: 4:15.20 2001 Michael Phelps
FGC Open Rec: 4:28.32 2014 Grant Sanders
FGC Record: 4:24.42 2003 Bradley Ally
4:27.49 OLY 2016 Olympic Trials
4:42.39 FUT Futures
4:59.89 SUSE
5:17.49 SRCH


Name	Age	Team	Finals Time
1 Smith, Theodore C	16	SRQ-FL	4:41.18 FUT
		29.34	33.59 35.75 34.65
		42.46	41.98 32.40 31.01
2 Kesten, Connor S	15	SRQ-FL	4:49.41 SUSE
		31.88	35.92 36.38 35.39
		42.36	42.78 32.82 31.88
3 Roche, Ricardo	15	SOFL-FG	4:50.73 SUSE
		30.95	35.98 36.66 36.44
		41.97	42.68 33.67 32.38
4 Urrutia, Felipe	15	MS-FG	4:52.90 SUSE
		29.71	34.87 39.88 39.01
		40.40	41.08 34.17 33.78
5 Hernandez, Kevin	15	UN-FG	4:54.93 SUSE
		30.18	34.33 40.66 37.87
		42.20	41.68 34.73 33.28
6 Kopecki, Christian J	16	SOFL-FG	4:58.16 SUSE
		30.68	34.02 40.14 38.61
		44.77	44.21 33.79 31.94
7 Serida, Diego	16	PER-ZZ	4:58.37 SUSE
		30.52	35.53 40.25 39.92
		43.79	44.31 32.90 31.15

8 Gutierrez, Chris A	16	BGS-FG	5:00.50	SRCH
		30.76	34.77 40.49 39.44	
		44.00	43.72 34.92 32.40	
9 Proctor, Noah J	15	MCA-FG	5:01.63	SRCH
		30.69	37.12 37.19 36.50	
		45.76	47.28 33.85 33.24	
10 Porto, Kevin	15	SOFL-FG	5:01.69	SRCH
		29.78	36.54 36.41 37.76	
		46.79	46.93 35.50 31.98	
11 Fregosi, Carson C	16	SAS-FG	5:01.88	SRCH
		30.45	35.65 39.85 39.36	
		45.06	46.05 33.39 32.07	
12 Quintero, Bryan	15	GRSC-FG	5:02.95	SRCH
		30.43	36.09 40.89 39.63	
		43.16	43.74 34.85 34.16	
13 Cantu, Francisco	16	AZFL-FG	5:04.19	SRCH
		30.23	35.61 40.41 40.11	
		41.58	42.74 37.10 36.41	
14 Vatinelle, Matthieu A	16	AKS-FG	5:04.78	SRCH
		31.50	36.69 38.75 38.30	
		45.66	46.70 34.10 33.08	
15 Bokelmann, Wesley J	15	SRQ-FL	5:09.06	SRCH
		32.44	35.76 37.87 37.06	
		47.88	47.64 35.63 34.78	
16 Medina, Josten W	16	MS-FG	5:10.80	SRCH
		29.78	34.85 41.24 40.79	
		45.70	47.41 35.83 35.20	
17 Fraiman, Elad	16	UN-FG	5:12.47	SRCH
		32.18	39.80 42.90 41.90	
		41.69	43.07 35.72 35.21	
18 Valenti, Charles C	16	SRQ-FL	5:13.69	SRCH
		33.80	40.44 39.76 38.67	
		46.23	45.75 35.14 33.90	
19 Almagro, Richard	15	GRSC-FG	5:13.87	SRCH
		32.73	37.61 40.82 40.34	
		47.53	47.38 34.11 33.35	
20 Menocal, Matthew J	16	SOFL-FG	5:21.55	
		32.68	40.02 40.04 40.24	
		48.28	48.58 35.42 36.29	
---	Cardozo, Joseph J	16	BGS-FG	NS
---	Lauzurique, Marcelo	16	UN-FG	NS
---	Avellaneda, Diego M	15	SUN-FG	SCR

#43 Girls 400 Meter IM

FGC Open Rec: 4:39.94 2010 Elizabeth Beisel
FGC Record: 4:42.37 1988 Erica Hansen
4:54.99 OLY 2016 Olympic Trials
4:56.99 WCT
4:58.09 SUJU
5:07.29 FUT Futures
5:17.29 SUSE
5:30.39 SPSE
5:42.39 SRCH

Name	Age	Team	Finals Time	
1 Fertel, Kelly A	17	GRSC-FG	4:54.14 OLY	
		31.02	35.45 39.00 37.39	
		42.13	42.00 34.17 32.98	
2 Santander, Andrea E	13	GRSC-FG	5:02.66 FUT	
		30.79	35.80 39.67 38.53	
		45.55	45.46 33.41 33.45	
3 Deveny, Courtney A	19	ACE-FG	5:07.55 SUSE	
		31.82	37.44 39.02 38.59	
		45.71	45.72 35.10 34.15	
4 Zubero, Elizabeth J	17	SFTL-FG	5:08.67 SUSE	
		30.15	35.51 41.28 41.05	
		43.68	44.20 36.80 36.00	
5 Aulicino, Natalie K	17	GRSC-FG	5:14.31 SUSE	
		32.24	37.54 39.72 39.75	
		46.34	46.78 36.22 35.72	
6 Valle, Alejandra Luci	20	PER-ZZ	5:15.17 SUSE	
		31.68	36.65 40.40 39.77	
		46.81	48.32 36.22 35.32	
7 Phillips, Lacy F	17	WOW-FG	5:24.25 SPSE	
		33.76	40.67 41.09 41.52	
		46.51	47.10 37.18 36.42	
8 Battles, Rebecca T	17	JDST-FG	5:25.78 SPSE	
		34.45	40.83 42.85 41.44	
		48.23	46.95 36.00 35.03	
9 Herman, Kylie F	18	SOFL-FG	5:30.78 SRCH	
		34.04	38.46 42.47 42.56	
		49.52	50.82 36.59 36.32	
10 Perez-Hickman, Andi	18	MACM-FG	5:31.85 SRCH	
		34.11	40.78 44.98 43.79	
		46.46	47.07 38.32 36.34	
11 Mutschler, Sydney N	17	WOW-FG	5:36.43 SRCH	
		33.67	39.36	
		52.33	51.19 38.16 37.33	
---	Squartino, Geena	19	SF-FG	NS
---	Marquez, Mia A	14	POMP-FG	NS
---	Galea Berraud, Catali	18	UN-FG	NS



2015 FG Senior Championships-CSSC-071715, Sanction #: 072415FGSR-4610

Coral Springs Aquatic Complex

Results

#43 Girls 400 Meter IM

--- Strasen, Madeline M 17 TBAY-FL SCR
 --- Kopas, Emily M 18 UN-FG SCR

#44 Boys 400 Meter IM

FGC Open Rec: 4:11.09 2002 Michael Phelps
 FGC Record: 4:14.01 2008 Bradley Ally
 4:27.49 OLY 2016 Olympic Trials
 4:33.09 WCT
 4:33.89 SUJU
 4:42.39 FUT Futures
 4:59.89 SUSE
 5:05.49 SPSE
 5:17.49 SRCH

Name	Age	Team	Finals Time
1 De Pawlikowski, Bol	18	MACM-FG	4:36.30 FUT
	28.45	33.17	35.64 35.11
	40.28	40.78	31.87 31.00
2 Manganiello, Blake E	20	AKS-FG	4:40.00 FUT
	28.80	32.97	35.98 35.06
	44.25	44.31	29.34 29.29
3 Neumann, Jose Ferna	17	PER-ZZ	4:40.05 FUT
	29.29	35.00	35.45 35.51
	40.48	40.67	32.37 31.28
4 Nord, Nicholas F	21	GRSC-FG	4:40.30 FUT
	29.02	33.04	38.46 36.02
	40.41	41.05	31.87 30.43
5 Oberndorfer, Nicolas	18	GRSC-FG	4:46.57 SUSE
	30.25	35.74	35.96 35.27
	42.71	42.39	32.66 31.59
6 Warner, Shawn M	20	SAS-FG	4:48.50 SUSE
	28.75	33.38	38.70 38.05
	41.02	42.20	33.71 32.69
7 Arrington, Sean L	17	UN-FG	4:51.06 SUSE
	29.70	35.74	37.69 37.23
	41.60	43.13	33.82 32.15
8 Moreno, Cole O	17	GRSC-FG	4:52.68 SUSE
	30.17	36.10	38.22 37.63
	42.14	42.53	33.87 32.02
9 Evenson, Alex C	19	UN-FG	4:53.80 SUSE
	30.39	35.43	38.50 38.44
	41.20	42.70	34.90 32.24
10 Anderson, Cameron	17	MCA-FG	4:53.99 SUSE
	31.04	35.61	40.15 38.59
	40.11	40.97	34.88 32.64

11 Utz, Joaquin A	17	BGS-FG	4:54.43 SUSE
	30.14	36.50	37.95 36.67
	42.37	42.70	34.14 33.96
12 Pillado, Austin J	20	UN-FG	5:00.82 SPSE
	29.96	36.50	40.11 38.77
	43.55	43.95	35.31 32.67
13 Arevalo, Jaime	21	UN-FG	5:01.71 SPSE
	30.02	35.32	39.68 39.46
	43.58	45.14	35.00 33.51
14 Drennan, Craig M	19	AKS-FG	5:02.18 SPSE
	30.56	35.95	39.63 38.46
	42.75	44.38	36.11 34.34
15 Allen, Dylan M	18	SFTL-FG	5:03.33 SPSE
	30.82	37.00	41.43 40.26
	41.98	43.87	34.95 33.02
16 Pineiro-Barros, Edua	17	YBC-FG	5:04.99 SPSE
	29.98	35.84	40.39 40.14
	45.05	45.44	35.07 33.08
17 Quintero, Samuel	14	SOFL-FG	5:06.12 SRCH
	32.43	38.61	39.67 39.13
	43.01	43.34	35.86 34.07
18 Fowler, Christian	17	MACM-FG	5:11.70 SRCH
	31.65	36.56	41.79 41.79
	43.64	45.99	36.47 33.81
19 Granadeno, Aaron A	14	AZFL-FG	5:11.82 SRCH
	30.13	36.11	40.64 38.97
	47.16	47.82	36.53 34.46
--- Llenin, Luis A	17	MACM-FG	NS
--- Limia, Michael	18	MACM-FG	SCR
--- Velasquez, Esteban	18	AZFL-FG	SCR

#47 Girls 200 Meter Medley Relay

FGC Open Rec: 1:58.02 2014 Miami Swimming


Laine Morgan, Annie Valls, Alexa Kalandiak, Kyla V

FGC Record: 1:58.02 2014 Miami Swimming

Laine Morgan, Annie Valls, Alexa Kalandiak, Kyla V

Team	Relay	Finals Time
1 MS-FG	A	1:58.64 40.0
	Morgan, Dorothy L 18	Valls, Anna C 19
	Kalandiak, Alexa S 19	Valls, Kyla S 16
	30.71	33.00 28.59 26.34
2 TPA-FL	A	2:01.38 34.0
	Olivardia, Grace A 15	English, Isabella M 16
	Maiocco, Claire O 16	White, Caroline I 17
	32.26	34.08 27.41 27.63

3 BRST-FG	A	2:03.38 32.0	
	Crino, Rachel P 21	Roper, Hannah J 20	
	Harrington, Kelly M 17	Dodge, Katelyn M 21	
	31.17	35.94 29.29 26.98	
4 SOFL-FG	A	2:03.94 30.0	
	Marinheiro, Marcella M 20	Rodriguez, Jessica 16	
	Katcher, Olivia E 19	Heron, Kelley E 15	
	30.75	34.53 30.57 28.09	
5 PAQ-FG	A	2:05.21 28.0	
	Maraskine, Sarah J 24	Grabenhorst, Bailey R 19	
	Crouse, Ashley E 15	Simmons, Caroline I 24	
	40.77	26.08 31.30 27.06	
6 POMP-FG	A	2:06.00 26.0	
	Sizemore, Sloan M 15	Westbrook, Fatimah D 16	
	Miyamoto, Victoria C 15	Gest, Kelly E 16	
	32.95	34.57 30.09 28.39	
7 GRSC-FG	A	2:06.34 24.0	
	Aulicino, Natalie K 17	Fertel, Kelly A 17	
	Santander, Andrea E 13	Urquidi, Nicole P 17	
	34.14	35.00 29.83 27.37	
8 MACM-FG	A	2:09.09 22.0	
	Robles, Carla A 20	Vega, Isabella 17	
	Bedard-Khalid, Cloe 16	Noya, Arianna 18	
	34.59	36.85 29.57 28.08	
9 CSSC-FG	A	2:09.45 18.0	
	Sauer, Kristin A 16	Wilkerson, Rebecca M 18	
	Sauer, Lindsey N 18	Gautieri, Nicole R 18	
	33.57	36.99 30.48 28.41	
10 ECAC-FG	A	2:09.59 14.0	
	Cummings, Madison M 14	Jung, Cybele P 16	
	Temperino, Eriana L 14	Cabral, Kodi M 16	
	32.63	37.54 29.88 29.54	
11 AZFL-FG	A	2:09.62 12.0	
	Bucaro, Sophia A 16	Barreto, Aleya A 17	
	Ross, Racine E 15	Fiorenzi, Philomena J 19	
	34.95	36.77 29.98 27.92	
12 BRST-FG	B	2:09.75 10.0	
	Duritsa, Ashley H 15	Morales, Frances R 16	
	Conoscenti, Laura 19	Creighton, Kaley C 17	
	34.20	36.47 29.96 29.12	
13 NPB-FG	A	2:10.41 8.0	
	Baldari, Alessandra T 15	Leininger, Tara T 15	
	Rubin, Acadia C 15	Sipowski, Shayne N 16	
	33.55	36.95 31.23 28.68	
14 MS-FG	B	2:10.49 6.0	
	Sanchez, Paloma 15	Cordes, Hannah Q 15	
	Peralta, Renata 16	Grussmark, Camryn J 16	
	33.47		29.45



2015 FG Senior Championships-CSSC-071715, Sanction #: 072415FGSR-4610

Coral Springs Aquatic Complex

Results

#47 Girls 200 Meter Medley Relay


15	TPA-FL	B	2:11.59	4.0
	Heidish, Summer P 15	Coyne, Ally M 18		
	Garcia, Leilani N 16	Gasner, Kaitlin J 15		
	33.26	37.07	32.32	28.94
16	GRSC-FG	B	2:12.63	2.0
	Regueira, Nicole 15	Ellis, Brooke N 16		
	Mancilla, Alicia 15	Sanchez, Namilla S 17		
	36.29	37.25	30.81	28.28
17	MACM-FG	B	2:13.17	
	Vargas, Claudia 16	Perez-Hickman, Andrea I 17		
	Roque, Angelina 15	Rubiano, Alexandra M 16		
	34.85	38.79	30.20	29.33
18	SOFL-FG	B	2:13.66	
	Marinho, Melissa M 18	Perez, Delanie 15		
	Oyetunji, Abolade A 15	Swanson, Carly A 17		
	33.46	37.51	33.15	29.54
19	WOW-FG	A	2:13.89	
	Mutschler, Sydney N 17	Phillips, Lacy F 17		
	Ibarrola, Ana M 15	Cozad, Grace G 16		
	34.61	38.62	31.80	28.86
20	WASC-FG	A	2:14.04	
	Moss, Faith E 19	Wood, Amanda J 16		
	Sykes, Caysi N 22	McReed, Osianna L 18		
	32.86	41.39	31.63	28.16
21	MCA-FG	A	2:16.76	
	Proctor, Erin M 17	Lacusk, Sara M 18		
	Fejzuli, Dorian M 14	Nolan, Carolyn 15		
	34.41	39.13	31.58	31.64
22	JDST-FG	A	2:18.54	
	Crookes, Shelby M 15	Battles, Rebecca T 17		
	Choy, Francesca C 16	Hassler, Sophie M 15		
	34.54	41.26	31.34	31.40
23	JDST-FG	B	2:24.63	
	Johnson, Ava R 15	Earle, Kaitlyn M 15		
	Song, Marissa D 17	Delgado, Davina I 15		
	36.37	42.64	33.58	32.04
---	SFTL-FG	A	SCR	

#48 Boys 200 Meter Medley Relay

FGC Open Rec: 1:43.58 2013 Bolles School Sharks
 Ryan Murphy, Marijn Van Zundert, Joseph Schooling,
 FGC Record: 1:42.11 1989 Fort Lauderdale Swim
 M.Ross, R.Korhammer, K.Hayes, T.Pace

Team	Relay	Finals Time
1 MS-FG	A	1:47.21 40.0
	Fernandes, Guy G 18	Junghahn, Nicolas A 19
	Reid, Alexander J 18	Selts, Brandon P 28
	28.10	30.37 25.17 23.57
2 BRST-FG	A	1:47.78 34.0
	Nolte, John A 20	Johnston, Johannes E 21
	Williams, Eric S 24	Oakes, Malachi D 22
	27.91	30.72 25.14 24.01
3 WASC-FG	A	1:48.66 32.0
	Stewart, Blain A 21	Contich, Henry M 17
	Barbar, Anthony J 22	Norman, Joshua R 20
	28.08	30.62 25.25 24.71
4 SFTL-FG	A	1:49.08 30.0
	Tretyakov, Nikita 16	Kertesz, Kristof 21
	Marcoux, Raphael 17	Marcoux, Philippe 16
	27.11	31.72 25.98 24.27
5 LLL-FG	A	1:49.09 28.0
	Pisani, William J 17	Rintel, Andreas 18
	Rahrig, Michael T 18	Abdelraouf, Yousef E 17
	27.03	31.68 25.83 24.55
6 AZFL-FG	A	1:49.20 26.0
	Alatorre, Fernando 17	Celestin, Tristan 16
	Gonzalez, Mateo 18	Legrand, Jemal E 21
	28.06	31.81 25.05 24.28
7 MS-FG	B	1:49.46 24.0
	Colmenares, Carlos E 16	Urrutia, Felipe 15
	Soto, Anthony 20	Saco, Michael B 23
	27.85	32.23 26.00 23.38
8 SOFL-FG	A	1:50.02 22.0
	Farah, Jonathan E 17	Rojas, Marc A 21
	Pinon, Julien 16	Capote, Ryan A 17
	28.83	30.53 26.06 24.60
9 GRSC-FG	A	1:51.48 18.0
	Carter, Nick C 25	Oliva, Jonathan 16
	Nord, Nicholas F 21	Luchau, Pablo 16
	26.77	32.54 27.07 25.10
10 MACM-FG	B	1:51.56 14.0
	Fungairino, Aitor S 15	Ramirez, Juan A 16
	Garcia-Del Pozo, Maximilian	Simpson, Daniel J 16
	28.04	31.59 26.53 25.40

11	MACM-FG	A	1:52.77	12.0
	Carriazo, Alejandro 16	Lima, Bernardo B 18		
	Moya, Adrian 16	Faucher, Diego 16		
	28.96	32.26	26.89	24.66
12	TPA-FL	A	1:53.02	10.0
	Lobrutto, Derek J 17	Refaat, Seif E 16		
	Reuter, George P 16	Gawronski, Reese T 15		
	29.27	31.82	26.50	25.43
13	BRST-FG	B	1:54.42	8.0
	Landi, Nicholas T 20	Colaiacova, Samuel A 18		
	Bean, Clifford B 19	Fisher, Matthew G 18		
	28.25	32.90	27.52	25.75
14	CSSC-FG	A	1:54.43	6.0
	Payamps, Giancarlo 17	Yamamoto, Henrique A 17		
	Pierce, Bryce E 18	Ferrara, Nico J 15		
	29.72	33.58	26.24	24.89
15	SOFL-FG	B	1:55.30	4.0
	Diaz-Velasco, Esteban 16	Marin, Ervin 15		
	Lucas, Juan S 16	Asnis, Maximilian S 15		
	33.86	28.85	27.13	25.46
16	YBC-FG	A	1:55.51	2.0
	Imposimato, Juan 16	Andara, Leopoldo J 29		
	Navarro, Nicolas 15	Veit, Eric 16		
	29.64	32.44	27.08	26.35
17	AZFL-FG	B	1:55.55	
	Lares, Andres A 15	Cantu, Francisco 16		
	Lobaton Vargas, Daniel 17	Cantu, David 19		
	29.26	32.74	28.44	25.11
18	ECAC-FG	A	1:55.76	
	Bernardina, Seggio J 15	Buslov, Nikita 17		
	De Freitas, Raichel F 18	Gelatt, David E 21		
	29.84	33.54	26.68	25.70
19	SRQ-FL	A	1:57.90	
	Kesten, Connor S 15	Lijoi, Vincent F 17		
	Smith, Theodore C 16	Mattheys, Gary-paige 15		
	30.51	32.98	28.37	26.04
20	GRSC-FG	B	1:58.21	
	Oberndorfer, Nicolas 18	Quintero, Bryan 15		
	Danyliv, Orest 16	Moreno, Cole O 17		
	29.99	34.27	28.19	25.76
21	PAQ-FG	A	1:59.90	
	Shover, Kaden W 16	Darin, Robert G 17		
	Kloosterman, Tomas 19	Posk, Mitchell P 19		
	32.11	34.72	27.95	25.12
22	WOW-FG	A	2:03.91	
	Boswell, Wyatt P 16	Refowich, Alexander J 16		
	Cioffi, Christian J 17	Wells, David R 16		
	31.64	37.46	28.26	26.55



2015 FG Senior Championships-CSSC-071715, Sanction #: 072415FGSR-4610

Coral Springs Aquatic Complex

Results

#48 Boys 200 Meter Medley Relay

23	SRQ-FL	B		2:05.82
	Bokelmann, Wesley A	15	Reynolds, Hunter J	15
	Komarov, Daniel J	16	Krieg, Jacob D	17
		32.16	37.18	30.23
				26.25
---	SAS-FG	A		NS
---	JDST-FG	A		SCR

#49 Girls 15-16 100 Meter Back

2009USA-S Ag:	1:00.87	2008	Elizabeth Beisel
FGC Open Rec:	1:01.76	2015	Erin Voss
FGC Record:	1:02.63	2009	Lauren Driscoll
	1:03.39	OLY 2016 Olympic Trials	
	1:07.29	FUT Futures	
	1:12.79	SUSE	
	1:18.49	SRCH	

Name	Age	Team	Finals Time
------	-----	------	-------------

A - Final

1	Nava, Jessica L	15	PCS-FG	1:05.99	FUT
				31.53	34.46
2	Heron, Kelley E	15	SOFL-FG	1:06.44	FUT
				31.55	34.89
3	Schimansky, Megan	15	CSSC-FG	1:07.04	FUT
				32.09	34.95
4	Choy, Francesca C	16	JDST-FG	1:08.24	SUSE
				33.20	35.04
5	Vargas, Melannie A	15	UN-FG	1:08.91	SUSE
				32.61	36.30
6	Olivardia, Grace A	15	TPA-FL	1:09.76	SUSE
				33.59	36.17
7	Rodriguez, Jessica	16	SOFL-FG	1:10.66	SUSE
				34.16	36.50
---	Rivera, Alexa N	16	OAC-FG		NS

B - Final

9	Sizemore, Sloan M	15	POMP-FG	1:10.08	SUSE
				33.92	36.16
10	Lyn, Annabella T	15	PCS-FG	1:10.47	SUSE
				33.59	36.88
11	Heidish, Summer P	15	TPA-FL	1:12.04	SUSE
				35.04	37.00
12	Sauer, Kristin A	16	CSSC-FG	1:12.73	SUSE
				35.42	37.31
13	Duritsa, Ashley H	15	BRST-FG	1:12.78	SUSE
				36.00	36.78
14	Sanchez, Paloma	15	MS-FG	1:13.01	SRCH
				34.59	38.42

15	Minnis, Isabel M	15	TBAY-FL	1:13.36	SRCH
				35.34	38.02
16	Fossas, Abigail R	15	SUN-FG	1:14.11	SRCH
				35.89	38.22

#49 Girls 15-16 100 Meter Back


2009USA-S Ag:	1:00.87	2008	Elizabeth Beisel
FGC Open Rec:	1:01.76	2015	Erin Voss
FGC Record:	1:02.63	2009	Lauren Driscoll
	1:03.39	OLY 2016 Olympic Trials	
	1:07.29	FUT Futures	
	1:12.79	SUSE	
	1:18.49	SRCH	

Name	Age	Team	Prelim Time
------	-----	------	-------------

Preliminaries

1	Nava, Jessica L	15	PCS-FG	1:07.44	qSUSE
				32.98	34.46
2	Heron, Kelley E	15	SOFL-FG	1:07.93	qSUSE
				33.10	34.83
3	Schimansky, Megan	15	CSSC-FG	1:08.71	qSUSE
				33.29	35.42
4	Vargas, Melannie A	15	UN-FG	1:09.14	qSUSE
				33.29	35.85
5	Rivera, Alexa N	16	OAC-FG	1:09.92	qSUSE
				33.53	36.39
6	Choy, Francesca C	16	JDST-FG	1:10.03	qSUSE
				33.65	36.38
7	Olivardia, Grace A	15	TPA-FL	1:11.09	qSUSE
				34.16	36.93
8	Rodriguez, Jessica	16	SOFL-FG	1:12.54	qSUSE
				35.11	37.43
9	Lyn, Annabella T	15	PCS-FG	1:12.57	qSUSE
				34.90	37.67
10	Sizemore, Sloan M	15	POMP-FG	1:12.59	qSUSE
				34.38	38.21
11	Sanchez, Paloma	15	MS-FG	1:12.95	qSRCH
				34.60	38.35
12	Sauer, Kristin A	16	CSSC-FG	1:13.28	qSRCH
				35.28	38.00
13	Minnis, Isabel M	15	TBAY-FL	1:13.67	qSRCH
				35.94	37.73
14	Heidish, Summer P	15	TPA-FL	1:13.71	qSRCH
				35.81	37.90
15	Fossas, Abigail R	15	SUN-FG	1:13.83	qSRCH
				35.74	38.09
16	Duritsa, Ashley H	15	BRST-FG	1:13.97	qSRCH
				36.23	37.74

17	Bucaro, Sophia A	16	AZFL-FG	1:14.00	SRCH
				36.12	37.88
18	Perna, Sabrina I	15	UN-FG	1:14.69	SRCH
				36.02	38.67
19	Brannan, Marissa N	15	UN-FG	1:14.86	SRCH
				35.85	39.01
20	Meadows, Morgan L	16	SFTL-FG	1:15.18	SRCH
				37.33	37.85
21	Crouse, Ashley E	15	PAQ-FG	1:15.74	SRCH
				36.57	39.17
22	Contich, Jillian J	16	UN-FG	1:16.35	SRCH
				37.09	39.26
23	Regueira, Nicole	15	GRSC-FG	1:16.44	SRCH
				37.60	38.84
24	Oyetunji, Abolade A	15	SOFL-FG	1:16.47	SRCH
				37.84	38.63
25	Abad, Victoria A	15	PST-FG	1:16.60	SRCH
				37.15	39.45
26	Anthony, Larissa N	15	BRST-FG	1:16.68	SRCH
				37.10	39.58
27	Vargas, Claudia	16	MACM-FG	1:16.81	SRCH
				36.86	39.95
28	Bucaro, Sarah M	15	AZFL-FG	1:16.85	SRCH
				36.57	40.28
29	Hicks, Alexis A	15	SFTL-FG	1:17.03	SRCH
				37.52	39.51
30	Crookes, Shelby M	15	JDST-FG	1:17.20	SRCH
				37.33	39.87
31	Roque, Angelina	15	MACM-FG	1:17.30	SRCH
				38.08	39.22
32	Mlujcak, Stephanie N	16	SOFL-FG	1:17.31	SRCH
				37.57	39.74
33	Montgomery, Anna V	15	PCS-FG	1:18.47	SRCH
				38.54	39.93
34	Rodriguez, Adriana N	15	SFTL-FG	1:18.84	
				38.13	40.71
35	Bucaro, Andrea I	16	AZFL-FG	1:19.17	
				38.04	41.13
36	Gest, Brooke N	16	POMP-FG	1:19.30	
				38.33	40.97
37	Bergamini, Christine	16	POMP-FG	1:19.32	
				38.44	40.88
38	Chiarella, Daria A	16	CSSC-FG	1:19.40	
				37.80	41.60
39	Giblin, Nicole A	15	NPB-FG	1:19.66	
				38.86	40.80



2015 FG Senior Championships-CSSC-071715, Sanction #: 072415FGSR-4610

Coral Springs Aquatic Complex

Results

Preliminaries ... (#49 Girls 15-16 100 Meter Back)

40	Perez, Alexandra N	15 GRSC-FG	1:19.67
	39.01	40.66	
41	Carvalho, Jacqueline	15 POMP-FG	1:19.96
	38.61	41.35	
42	Costantino, Alexandr	15 WOW-FG	1:20.32
	38.80	41.52	
43	Van Den Berg, Andre	16 AZFL-FG	1:20.61
	38.55	42.06	
44	Nolan, Carolyn	15 MCA-FG	1:20.77
45	Contogonas, Zoe L	16 TPA-FL	1:20.88
	39.22	41.66	
46	Rodriguez, Sofia M	16 ASC-FG	1:21.31
	39.82	41.49	
47	Gasner, Kaitlin J	15 TPA-FL	1:21.61
	38.67	42.94	
48	Johnson, Ava R	15 JDST-FG	1:22.01
	39.16	42.85	
49	Puia, Emily R	15 CSSC-FG	1:22.33
50	Tavoletti, Delaney M	16 ECAC-FG	1:22.51
	38.53	43.98	
51	Hassler, Sophie M	15 JDST-FG	1:23.15
	40.30	42.85	
52	Leininger, Dana L	16 NPB-FG	1:23.49
	40.05	43.44	
53	Delgado, Davina I	15 JDST-FG	1:25.20
	41.11	44.09	
---	Lugo, Raquel V	15 SOFL-FG	DQ
	Delay initiating turn		
	38.63	41.06	
---	Restrepo, Alexa	16 ASC-FG	DQ
	No touch at turn		
	45.80	47.57	
---	Kreitz, Abigail K	15 MCA-FG	NS
---	Tin, Lisa K	16 ECAC-FG	SCR

#50 Boys 15-16 100 Meter Back


2009USA-S Ag: 55.61 2008 Patrick Murphy
 FGC Open Rec: 57.16 2002 David Plummer
 FGC Record: 56.83 2012 Dylan Carter
 57.19 OLY 2016 Olympic Trials
 1:00.79 FUT Futures
 1:07.19 SUSE
 1:10.29 SRCH

Name	Age	Team	Finals Time
A - Final			
1	Cancel, Miguel	15 GRSC-FG	1:00.42 FUT
	29.37	31.05	
2	Groters, Patrick G	16 PCS-FG	1:00.82 SUSE
	29.26	31.56	
3	Fungairino, Aitor S	15 MACM-FG	1:01.19 SUSE
	30.04	31.15	
4	Colmenares, Carlos E	16 MS-FG	1:01.71 SUSE
	29.11	32.60	
5	Lares, Andres A	15 AZFL-FG	1:02.17 SUSE
	30.12	32.05	
6	Gribble, Trahern O	15 GRSC-FG	1:02.44 SUSE
	29.77	32.67	
7	Diaz-Velasco, Esteba	16 SOFL-FG	1:02.84 SUSE
	30.85	31.99	
8	Marcoux, Philippe	16 SFTL-FG	1:03.00 SUSE
	30.18	32.82	
B - Final			
9	Zuyus, Tyler E	15 POMP-FG	1:01.88 SUSE
	30.36	31.52	
10	Lubian, George	15 BGS-FG	1:03.33 SUSE
	31.10	32.23	
11	Ingram, Jared L	16 LLL-FG	1:03.46 SUSE
	30.24	33.22	
12	Lucas, Juan S	16 SOFL-FG	1:03.53 SUSE
	30.77	32.76	
13	Josefina, Carolus A	15 UN-FG	1:04.03 SUSE
	31.01	33.02	
14	Porto, Kevin	15 SOFL-FG	1:05.21 SUSE
	30.79	34.42	
15	Brisco, Dylan J	16 LLL-FG	1:05.24 SUSE
	31.15	34.09	
16	Imposimato, Juan	16 YBC-FG	1:07.55 SRCH
	32.41	35.14	

#50 Boys 15-16 100 Meter Back

2009USA-S Ag: 55.61 2008 Patrick Murphy
 FGC Open Rec: 57.16 2002 David Plummer
 FGC Record: 56.83 2012 Dylan Carter
 57.19 OLY 2016 Olympic Trials
 1:00.79 FUT Futures
 1:07.19 SUSE
 1:10.29 SRCH

Name	Age	Team	Prelim Time
Preliminaries			
1	Colmenares, Carlos E	16 MS-FG	1:01.04 qSUSE
	29.13	31.91	
2	Cancel, Miguel	15 GRSC-FG	1:01.21 qSUSE
	30.12	31.09	
3	Marcoux, Philippe	16 SFTL-FG	1:01.70 qSUSE
	29.81	31.89	
4	Fungairino, Aitor S	15 MACM-FG	1:02.01 qSUSE
	29.81	32.20	
5	Groters, Patrick G	16 PCS-FG	1:02.10 qSUSE
	30.82	31.28	
6	Lares, Andres A	15 AZFL-FG	1:02.15 qSUSE
	30.21	31.94	
7	Smith, Theodore C	16 SRQ-FL	1:03.32 qSUSE
	31.35	31.97	
8	Gribble, Trahern O	15 GRSC-FG	1:03.45 qSUSE
	29.95	33.50	
9	Diaz, Adan	16 AZFL-FG	1:03.53 qSUSE
	31.34	32.19	
10	Diaz-Velasco, Esteba	16 SOFL-FG	1:03.58 qSUSE
	31.57	32.01	
11	Josefina, Carolus A	15 UN-FG	1:04.46 qSUSE
	31.67	32.79	
12	Lubian, George	15 BGS-FG	1:04.60 qSUSE
	31.70	32.90	
13	Lucas, Juan S	16 SOFL-FG	1:04.61 qSUSE
	31.62	32.99	
14	Porto, Kevin	15 SOFL-FG	1:04.63 qSUSE
	31.19	33.44	
15	Ingram, Jared L	16 LLL-FG	1:04.67 qSUSE
	31.39	33.28	
16	Zuyus, Tyler E	15 POMP-FG	1:04.74 qSUSE
	31.26	33.48	
17	Imposimato, Juan	16 YBC-FG	1:04.83 SUSE
	30.93	33.90	
18	Brisco, Dylan J	16 LLL-FG	1:04.87 SUSE
	31.60	33.27	



2015 FG Senior Championships-CSSC-071715, Sanction #: 072415FGSR-4610

Coral Springs Aquatic Complex

Results

Preliminaries ... (#50 Boys 15-16 100 Meter Back)

19	Lacoursiere, Spence	15 HAT-FG	1:05.02	SUSE
	31.65	33.37		
20	Kesten, Connor S	15 SRQ-FL	1:05.14	SUSE
	31.86	33.28		
21	Dimatteo, Kyle E	15 LLL-FG	1:05.36	SUSE
	32.28	33.08		
22	Cardozo, Joseph J	16 BGS-FG	1:05.52	SUSE
	32.03	33.49		
23	Ferrara, Nico J	15 CSSC-FG	1:05.87	SUSE
	31.72	34.15		
24	Mesa, Alfredo	16 SOFL-FG	1:06.85	SUSE
	33.09	33.76		
25	Roth, Quinn A	15 SF-FG	1:06.96	SUSE
	32.17	34.79		
26	Bernardina, Seggio J	15 ECAC-FG	1:06.98	SUSE
	32.56	34.42		
27	Proctor, Noah J	15 MCA-FG	1:07.15	SUSE
	33.09	34.06		
28	Junghahn, Matias	16 MS-FG	1:07.51	SRCH
	33.02	34.49		
29	Kennedy, William T	15 LLL-FG	1:07.53	SRCH
	32.84	34.69		
30	Degtyar, Matthew A	15 TPA-FL	1:07.84	SRCH
	32.86	34.98		
31	Vatinelle, Matthieu A	16 AKS-FG	1:08.08	SRCH
	33.73	34.35		
32	Appleton, Daryl	15 STORM-ZZ	1:08.62	SRCH
	33.17	35.45		
33	Carlson, Christian P	15 PCS-FG	1:08.71	SRCH
	32.85	35.86		
34	Marin, Hugo E	15 MACM-FG	1:09.13	SRCH
	32.62	36.51		
35	Bokelmann, Wesley J	15 SRQ-FL	1:09.28	SRCH
	34.36	34.92		
36	Kaufman, Kyle-Anth	15 SFTL-FG	1:09.33	SRCH
	33.17	36.16		
37	Osorio, Juan P	15 SOFL-FG	1:09.55	SRCH
	33.79	35.76		
38	Valenti, Charles C	16 SRQ-FL	1:09.99	SRCH
	33.96	36.03		
39	Boswell, Wyatt P	16 WOW-FG	1:10.20	SRCH
	34.44	35.76		
40	Vasquez, Carlos	15 AZFL-FG	1:10.86	
	34.73	36.13		
41	Komarov, Daniel J	16 SRQ-FL	1:11.13	
	35.83	35.30		

42	Perez, Jason J	15 GRSC-FG	1:11.41	
	34.17	37.24		
43	Llanio, Jose L	16 MACM-FG	1:12.95	
	34.96	37.99		
44	Suarez, Leo A	15 LLL-FG	1:14.06	
	35.78	38.28		
45	Padron, Dante A	15 GRSC-FG	1:14.84	
	36.41	38.43		
46	Wells, David R	16 WOW-FG	1:14.93	
	35.77	39.16		
47	Avallone, Christophe	16 GRSC-FG	1:16.44	
	36.46	39.98		
48	Waxman, Ethan	16 JDST-FG	1:20.35	
	38.71	41.64		
49	Kraft, Garret P	15 GRSC-FG	1:20.79	
	38.15	42.64		
---	Barton, Taylor W	16 POMP-FG	DQ	
	Re-Submerged			
	35.47	36.85		
---	McClenney, Bennett	16 YBC-FG	DQ	
	Delay initiating turn			
	34.35	36.62		
---	Ladd, Zachary A	16 NPB-FG	DQ	
	Other			
	32.88	35.01		
---	Navarro, Nicolas	15 YBC-FG	DQ	
	Other			
	35.42	37.68		
---	Lauzurique, Marcelo	16 UN-FG	NS	

4	Lanoe, Talisa E	20 PAQ-FG	1:07.15	FUT
	32.88	34.27		
5	Maraskine, Sarah J	24 PAQ-FG	1:08.55	SUSE
	32.24	36.31		
6	Manganiello, Lindsay	17 AKS-FG	1:08.97	SUSE
	33.47	35.50		
7	Carrillo, Massie	23 PER-ZZ	1:09.24	SUSE
	33.18	36.06		
8	Marinheiro, Melissa	18 SOFL-FG	1:10.24	SUSE
	33.48	36.76		

B - Final

9	Cummings, Madison	14 ECAC-FG	1:08.51	SUSE
	33.58	34.93		
10	Stinemire, Samantha	17 PCS-FG	1:09.79	SUSE
	33.76	36.03		
11	Campo, Stephanie	17 CSSC-FG	1:10.52	SUSE
	33.98	36.54		
12	Suarez, Kristen N	17 LLL-FG	1:11.14	SUSE
	34.19	36.95		
13	Mullen, Marin E	17 SAS-FG	1:11.49	SUSE
	34.56	36.93		
14	Shows, Jordan G	19 ACE-FG	1:11.67	SUSE
	33.83	37.84		
15	Aulicino, Natalie K	17 GRSC-FG	1:11.98	SUSE
	34.81	37.17		
16	Lacusky, Sara M	18 MCA-FG	1:17.35	SRCH
	36.74	40.61		

#51 Girls 100 Meter Back


FGC Open Rec:	59.58	2002	Natalie Coughlin
FGC Record:	1:00.51	2013	Clara Smiddy
	1:03.39	OLY 2016 Olympic Trials	
	1:04.59	SUJU	
	1:04.69	WCT	
	1:07.29	FUT Futures	
	1:12.79	SUSE	
	1:15.49	SPSE	
	1:18.49	SRCH	

#51 Girls 100 Meter Back

FGC Open Rec:	59.58	2002	Natalie Coughlin
FGC Record:	1:00.51	2013	Clara Smiddy
	1:03.39	OLY 2016 Olympic Trials	
	1:04.59	SUJU	
	1:04.69	WCT	
	1:07.29	FUT Futures	
	1:12.79	SUSE	
	1:15.49	SPSE	
	1:18.49	SRCH	

Name	Age	Team	Finals Time
A - Final			
1	Leander, Christina E	20 CANE-FG	1:04.77 FUT
	31.08	33.69	
2	Suarez, Julie A	19 CANE-FG	1:05.27 FUT
	31.75	33.52	
3	Crino, Rachel P	21 BRST-FG	1:06.74 FUT
	32.51	34.23	

Name	Age	Team	Prelim Time
Preliminaries			
1	Suarez, Julie A	19 CANE-FG	1:05.86 qFUT
	31.82	34.04	
2	Leander, Christina E	20 CANE-FG	1:05.96 qFUT
	32.32	33.64	
3	Maraskine, Sarah J	24 PAQ-FG	1:07.13 qFUT
	32.40	34.73	



2015 FG Senior Championships-CSSC-071715, Sanction #: 072415FGSR-4610

Coral Springs Aquatic Complex

Results

Preliminaries ... (#51 Girls 100 Meter Back)

4	Lanoe, Talisa E	20 PAQ-FG	1:08.25	qSUSE
	34.17	34.08		
5	Marinheiro, Melissa I	18 SOFL-FG	1:08.57	qSUSE
	33.21	35.36		
6	Crino, Rachel P	21 BRST-FG	1:08.76	qSUSE
	33.46	35.30		
7	Manganiello, Lindsay	17 AKS-FG	1:09.06	qSUSE
	33.32	35.74		
8	Carrillo, Massie	23 PER-ZZ	1:09.72	qSUSE
	33.80	35.92		
9	Cummings, Madison	14 ECAC-FG	1:10.19	qSUSE
	34.53	35.66		
10	Ghali, Miriyam A	18 PCS-FG	1:10.28	qSUSE
	33.72	36.56		
11	Stinemire, Samantha	17 PCS-FG	1:10.74	qSUSE
	35.00	35.74		
12	Shows, Jordan G	19 ACE-FG	1:10.98	qSUSE
	34.27	36.71		
13	Lacusky, Sara M	18 MCA-FG	1:11.11	qSUSE
	34.06	37.05		
14	Campo, Stephanie	17 CSSC-FG	1:11.75	qSUSE
	34.69	37.06		
15	Suarez, Kristen N	17 LLL-FG	1:11.97	qSUSE
	34.76	37.21		
16	Mullen, Marin E	17 SAS-FG	1:11.99	qSUSE
	34.70	37.29		
17	Aulicino, Natalie K	17 GRSC-FG	1:12.23	SUSE
	35.23	37.00		
18	Barral, Ann M	17 MACM-FG	1:12.37	SUSE
	34.34	38.03		
19	Harrington, Kelly M	17 BRST-FG	1:12.87	SPSE
	35.12	37.75		
20	Garcia Rodriguez, Li	17 GRSC-FG	1:13.68	SPSE
	35.59	38.09		
21	Moss, Faith E	19 WASC-FG	1:13.93	SPSE
	35.32	38.61		
22	Proctor, Erin M	17 MCA-FG	1:14.12	SPSE
	35.78	38.34		
23	King, Abigail N	20 PAQ-FG	1:15.11	SPSE
	37.40	37.71		
24	Beltrano, Gabriella J	13 CSSC-FG	1:15.19	SPSE
	36.15	39.04		
25	Battles, Rebecca T	17 JDST-FG	1:15.25	SPSE
	36.47	38.78		

26	Posso, Nastassja	17 GRSC-FG	1:15.52	SRCH
	36.47	39.05		
27	Gornisiewicz, Sabrin	17 PCS-FG	1:15.57	SRCH
	37.40	38.17		
28	Mutschler, Sydney N	17 WOW-FG	1:15.68	SRCH
	36.56	39.12		
29	Lubie, Amber L	17 PCS-FG	1:16.29	SRCH
	36.97	39.32		
30	Early, Taylor M	18 UN-FG	1:17.98	SRCH
	37.55	40.43		
31	Barreto, Aleya A	17 AZFL-FG	1:18.28	SRCH
	37.47	40.81		
32	Parrilli, Margot R	14 MCA-FG	1:18.69	
	37.78	40.91		
33	Fejzuli, Dorian M	14 MCA-FG	1:19.14	
	37.94	41.20		
34	Song, Marissa D	17 JDST-FG	1:19.72	
	38.14	41.58		
35	Phillips, Mary R	14 WOW-FG	1:19.83	
	38.58	41.25		
36	Prindle, Brianna L	17 GRSC-FG	1:28.40	
	43.31	45.09		
---	Pearce, Amber K	17 JDST-FG		DQ
	Re-Submerged			
	36.39	38.98		
---	Egorova, Anya	17 GRSC-FG		NS
---	Stewart, Courtney W	17 BEST-FG		NS
---	Herfurth, Christina N	18 LLL-FG		NS

#52 Boys 100 Meter Back

FGC Open Rec:	53.95	2009	Ryan Lochte
FGC Record:	52.59	2008	Randall Bal
	57.19		OLY 2016 Olympic Trials
	58.29		WCT
	58.99		SUJU
	1:00.79		FUT Futures
	1:07.19		SUSE
	1:07.29		SPSE
	1:10.29		SRCH

Name	Age	Team	Finals Time
A - Final			
1	Carter, Nick C	25 GRSC-FG	57.37 WCT
	27.78	29.59	
2	Sickert, Thiago M	27 UN-FG	57.61 WCT
	27.82	29.79	
3	Mitsumasa, Daniel	21 PER-ZZ	58.59 SUJU
	28.37	30.22	

4	Gonzalez, Mateo	18 AZFL-FG	58.66	SUJU
	28.40	30.26		
5	Alatorre, Fernando	17 AZFL-FG	1:00.03	FUT
	29.19	30.84		
6	Neumann, Jose Ferna	17 PER-ZZ	1:00.65	FUT
	29.75	30.90		
7	Fernandes, Guy G	18 MS-FG	1:01.08	SUSE
	29.64	31.44		
8	Stewart, Blain A	21 WASC-FG	1:01.24	SUSE
	29.77	31.47		


B - Final

*9	Bermudez, Miguel	18 UN-FG	1:02.36	SUSE
	30.38	31.98		
*9	Oberndorfer, Nicolas	18 GRSC-FG	1:02.36	SUSE
	30.35	32.01		
11	Generalov, Anton	17 PCS-FG	1:02.91	SUSE
	30.13	32.78		
12	Lobrutto, Derek J	17 TPA-FL	1:03.03	SUSE
	30.30	32.73		
13	Utz, Joaquin A	17 BGS-FG	1:03.41	SUSE
	30.51	32.90		
14	Arrington, Sean L	17 UN-FG	1:03.47	SUSE
	31.07	32.40		
15	Hicks, Mark S	18 MS-FG	1:03.48	SUSE
	30.48	33.00		
16	Cantu, David	19 AZFL-FG	1:04.00	SUSE
	31.25	32.75		

#52 Boys 100 Meter Back

FGC Open Rec:	53.95	2009	Ryan Lochte
FGC Record:	52.59	2008	Randall Bal
	57.19		OLY 2016 Olympic Trials
	58.29		WCT
	58.99		SUJU
	1:00.79		FUT Futures
	1:07.19		SUSE
	1:07.29		SPSE
	1:10.29		SRCH

Name	Age	Team	Prelim Time
Preliminaries			
1	Carter, Nick C	25 GRSC-FG	57.09 qOLY
	27.79	29.30	
2	Sickert, Thiago M	27 UN-FG	58.21 qWCT
	28.45	29.76	
3	Gonzalez, Mateo	18 AZFL-FG	59.01 qFUT
	28.91	30.10	



2015 FG Senior Championships-CSSC-071715, Sanction #: 072415FGSR-4610

Coral Springs Aquatic Complex

Results

Preliminaries ... (#52 Boys 100 Meter Back)

4	Mitsumasa, Daniel	21 PER-ZZ	59.23	qFUT	28.84	30.39
5	Fernandes, Guy G	18 MS-FG	1:00.24	qFUT	29.28	30.96
6	Stewart, Blain A	21 WASC-FG	1:01.04	qSUSE	29.75	31.29
7	Alatorre, Fernando	17 AZFL-FG	1:01.33	qSUSE	29.66	31.67
8	Pisani, William J	17 LLL-FG	1:01.46	qSUSE	29.05	32.41
9	Neumann, Jose Ferna	17 PER-ZZ	1:01.65	qSUSE	30.29	31.36
10	Oberndorfer, Nicolas	18 GRSC-FG	1:02.89	qSUSE	30.71	32.18
11	Generalov, Anton	17 PCS-FG	1:03.12	qSUSE	30.30	32.82
*12	Ragan, Michael E	20 ACE-FG	1:03.34	qSUSE	30.38	32.96
*12	Bermudez, Miguel	18 UN-FG	1:03.34	qSUSE	31.23	32.11
14	Arrington, Sean L	17 UN-FG	1:03.43	qSUSE	30.89	32.54
15	Lobrutto, Derek J	17 TPA-FL	1:03.80	qSUSE	31.10	32.70
16	Cantu, David	19 AZFL-FG	1:04.05	qSUSE	30.74	33.31
17	Utz, Joaquin A	17 BGS-FG	1:04.40	SUSE	31.32	33.08
18	Hicks, Mark S	18 MS-FG	1:04.52	SUSE	31.35	33.17
19	Capote, Ryan A	17 SOFL-FG	1:04.71	SUSE	31.55	33.16
20	Soderberg, Christian	17 PCS-FG	1:04.72	SUSE	31.82	32.90
21	Rintel, Andreas	18 LLL-FG	1:05.17	SUSE	31.47	33.70
22	Payamps, Giancarlo	17 CSSC-FG	1:05.35	SUSE	30.83	34.52
23	Velasquez, Esteban	18 AZFL-FG	1:05.67	SUSE	31.58	34.09
24	Valery, Gustavo E	17 SOFL-FG	1:05.94	SUSE	31.76	34.18
25	Dika, James	17 SFTL-FG	1:06.07	SUSE	31.18	34.89

26	Gallego, Carlos J	17 SOFL-FG	1:06.90	SUSE	32.28	34.62
27	Kurbanali, Kearn C	17 AZFL-FG	1:06.92	SUSE	31.52	35.40
28	Kronengold, Matthew	18 PCS-FG	1:08.21	SRCH	32.92	35.29
29	Abdelraouf, Yousef E	17 LLL-FG	1:08.23	SRCH	32.84	35.39
30	Granadeno, Aaron A	14 AZFL-FG	1:08.24	SRCH	33.65	34.59
31	Rutkin, Lance J	20 SFTL-FG	1:08.57	SRCH	33.20	35.37
32	Angeles, Daniel S	19 NMST-FG	1:08.73	SRCH	32.31	36.42
33	Choy, Stefan L	17 JDST-FG	1:08.80	SRCH	33.63	35.17
34	Sargent, Liam J	17 BRST-FG	1:08.90	SRCH	33.48	35.42
35	Folz, Joseph J	17 UN-FG	1:09.11	SRCH	33.42	35.69
36	Diaz, Jose N	14 AZFL-FG	1:09.30	SRCH	33.28	36.02
37	Llamo, Brian	18 NMST-FG	1:09.51	SRCH	33.63	35.88
38	Zuchowski, Joshua D	11 ECAC-FG	1:09.90	SRCH	34.15	35.75
39	Minshew, Dennis S	17 PST-FG	1:09.98	SRCH	34.15	35.83
40	Posk, Mitchell P	19 PAQ-FG	1:10.09	SRCH	34.78	35.31
41	Folz, Francis J	19 UN-FG	1:11.55		34.38	37.17
42	Suarez, Joey A	14 LLL-FG	1:12.46		34.45	38.01
43	Krieg, Jacob D	17 SRQ-FL	1:12.60		35.16	37.44
44	Billings, Jason A	17 MCA-FG	1:12.89		34.52	38.37
45	O'Gorman, Robert	20 PAQ-FG	1:14.13		35.60	38.53
46	Bannon, Nicholas J	17 UN-FG	1:15.23		36.56	38.67
47	Gonzalez, Antonio A	17 GRSC-FG	1:15.43		37.02	38.41
48	Johnston, Sean T	17 JDST-FG	1:17.55		36.94	40.61
49	Gerstein, Brian S	17 GRSC-FG	1:20.10		38.85	41.25

---	Krencik, Dalton J	19 ACE-FG	DQ			
Head did not break the surface by 15 meters						
		30.40	34.58			
---	Ortega, Sebastian M	19 LLL-FG	NS			
---	Fuller, Tanner	17 UN-FG	NS			
---	Garcia, Christian R	18 AZFL-FG	NS			
---	Seleznev, Rodion	18 PCS-FG	NS			
---	Louvet, Gabriel R	17 SAS-FG	NS			

#53 Girls 15-16 50 Meter Fly


FGC Open Rec: 26.00 2011 Amanda Ray
 FGC Record: 27.70 2015 Jessica L Nava
 35.39 SRCH

Name	Age	Team	Finals Time	
A - Final				
1	Nava, Jessica L	15 PCS-FG	27.70	SRCH
2	Maiocco, Claire O	16 TPA-FL	28.06	SRCH
3	Valls, Kyla S	16 MS-FG	29.00	SRCH
4	Baldari, Alessandra T	15 NPB-FG	29.16	SRCH
5	Ross, Racine E	15 AZFL-FG	29.60	SRCH
6	Ellis, Brooke N	16 GRSC-FG	29.83	SRCH
7	Mancilla, Alicia	15 GRSC-FG	30.61	SRCH
8	Peralta, Renata	16 MS-FG	30.67	SRCH
B - Final				
9	Maduro, Rebecca J	16 UN-FG	30.37	SRCH
10	Kock, Florence L	15 UN-FG	30.40	SRCH
11	Grussmark, Camryn	16 MS-FG	30.64	SRCH
12	Rubin, Acadia C	15 NPB-FG	30.68	SRCH
13	Sanchez, Paloma	15 MS-FG	30.70	SRCH
14	Roque, Angelina	15 MACM-FG	30.92	SRCH
15	Ibarrola, Ana M	15 WOW-FG	31.05	SRCH
16	Asseraf, Sarah	16 SFTL-FG	31.20	SRCH

#53 Girls 15-16 50 Meter Fly

FGC Open Rec: 26.00 2011 Amanda Ray
 FGC Record: 27.70 2015 Jessica L Nava
 35.39 SRCH

Name	Age	Team	Prelim Time	
Preliminaries				
1	Nava, Jessica L	15 PCS-FG	28.36	qSRCH
2	Baldari, Alessandra T	15 NPB-FG	28.76	qSRCH
3	Maiocco, Claire O	16 TPA-FL	28.83	qSRCH
4	Valls, Kyla S	16 MS-FG	29.45	qSRCH
5	Ellis, Brooke N	16 GRSC-FG	29.87	qSRCH
6	Ross, Racine E	15 AZFL-FG	29.92	qSRCH
7	Peralta, Renata	16 MS-FG	30.51	qSRCH
8	Mancilla, Alicia	15 GRSC-FG	30.52	qSRCH



2015 FG Senior Championships-CSSC-071715, Sanction #: 072415FGSR-4610

Coral Springs Aquatic Complex

Results

Preliminaries ... (#53 Girls 15-16 50 Meter Fly)

9	Grussmark, Camryn	16 MS-FG	30.58	qSRCH
10	Kock, Florence L	15 UN-FG	30.60	qSRCH
11	Sanchez, Paloma	15 MS-FG	30.62	qSRCH
12	Rubin, Acadia C	15 NPB-FG	30.79	qSRCH
13	Maduro, Rebecca J	16 UN-FG	30.87	qSRCH
14	Roque, Angelina	15 MACM-FG	31.09	qSRCH
15	Ibarrola, Ana M	15 WOW-FG	31.18	qSRCH
16	Asseraf, Sarah	16 SFTL-FG	31.31	qSRCH
17	Choy, Francesca C	16 JDST-FG	31.43	SRCH
18	Olivardia, Grace A	15 TPA-FL	31.50	SRCH
19	Hudson, Camryn C	16 LLL-FG	31.53	SRCH
20	Testa, Natasha P	16 SOFL-FG	31.54	SRCH
21	Trieu, Audrey A	15 UN-FG	31.63	SRCH
22	Crouse, Ashley E	15 PAQ-FG	31.68	SRCH
23	Contich, Jillian J	16 UN-FG	31.75	SRCH
24	Cornejo, Fernanda M	15 AZFL-FG	32.07	SRCH
25	Konsavage, Victoria	15 ECAC-FG	32.13	SRCH
26	Gasner, Kaitlin J	15 TPA-FL	32.17	SRCH
27	Rubiano, Alexandra	16 MACM-FG	32.23	SRCH
28	Collins, Anaya C	16 BRST-FG	32.31	SRCH
29	Montgomery, Anna V	15 PCS-FG	32.34	SRCH
30	Gest, Brooke N	16 POMP-FG	32.46	SRCH
31	Perna, Sabrina I	15 UN-FG	32.47	SRCH
32	Cozad, Grace G	16 WOW-FG	32.51	SRCH
33	Anthony, Larissa N	15 BRST-FG	32.57	SRCH
34	Perez, Delanie	15 SOFL-FG	32.62	SRCH
35	Chiarella, Daria A	16 CSSC-FG	32.63	SRCH
36	Carpenter, Anna C	15 TPA-FL	32.64	SRCH
37	Rodriguez, Jessica	16 SOFL-FG	32.69	SRCH
38	Secrest, Kelly N	15 NPB-FG	32.81	SRCH
39	Giordano, Sophia M	16 MS-FG	32.82	SRCH
40	Garcia, Leilani N	16 TPA-FL	32.87	SRCH
41	Sauer, Kristin A	16 CSSC-FG	32.91	SRCH
42	Gest, Kelly E	16 POMP-FG	32.95	SRCH
*43	Oyetunji, Abolade A	15 SOFL-FG	32.98	SRCH
*43	Christmas, Kassandr	15 LLL-FG	32.98	SRCH
45	Minnis, Isabel M	15 TBAY-FL	33.13	SRCH
46	Giblin, Nicole A	15 NPB-FG	33.28	SRCH
47	Lugo, Raquel V	15 SOFL-FG	33.39	SRCH
48	Trieschmann, Hannal	15 WOW-FG	33.50	SRCH
49	Leininger, Dana L	16 NPB-FG	33.86	SRCH
50	Rodriguez, Sofia M	16 ASC-FG	33.88	SRCH
51	Grabow, Jade L	16 HAT-FG	33.97	SRCH
52	Maier, Kendall M	15 BRST-FG	34.04	SRCH
53	Moreschi, Kaitlyn S	15 SFTL-FG	34.05	SRCH

*54	Johnson, Ava R	15 JDST-FG	34.27	SRCH
*54	Bergamini, Christine	16 POMP-FG	34.27	SRCH
56	Yribarren, Alexis B	16 BRST-FG	34.47	SRCH
57	Mancini, Lauren A	15 WOW-FG	34.58	SRCH
58	Johnson, Hayley C	16 BRST-FG	34.77	SRCH
59	Cabral, Kodi M	16 ECAC-FG	34.78	SRCH
60	Finks, Madelene G	15 ECAC-FG	34.88	SRCH
61	Bucaro, Sophia A	16 AZFL-FG	34.89	SRCH
62	Smith, Selena	15 SF-FG	34.92	SRCH
63	Vargas, Claudia	16 MACM-FG	34.94	SRCH
64	Earle, Kaitlyn M	15 JDST-FG	34.97	SRCH
65	Abad, Victoria A	15 PST-FG	35.81	
66	Martinez, Lexi	16 NMST-FG	36.14	
67	Wood, Amanda J	16 WASC-FG	36.25	
68	Hunnewell, Mandy J	15 UN-FG	36.33	
69	Carvalho, Jacqueline	15 POMP-FG	36.67	
70	Hassler, Sophie M	15 JDST-FG	36.77	
71	Sandbrook, Theresa	16 PST-FG	36.79	
72	Crookes, Shelby M	15 JDST-FG	37.27	
73	Bauta, Hannah C	16 AKS-FG	38.69	
74	Delgado, Davina I	15 JDST-FG	40.97	
75	Nolan, Carolyn	15 MCA-FG	41.89	
---	Palacios, Jessalyn N	15 GRSC-FG	NS	
---	Talamo, Julia	16 MACM-FG	NS	
---	Villarta, Justrina	16 SF-FG	NS	
---	Jung, Cybele P	16 ECAC-FG	NS	
---	Brewington, Carly F	15 CSSC-FG	NS	

#54 Boys 15-16 50 Meter Fly

FGC Open Rec: 26.01 2012 Zuhayr Pigot

FGC Record: 25.03 2013 Zuhayr Pigot

30.89 SRCH

Name	Age	Team	Finals Time	
A - Final				
1	Schreuders, Mikel C	16 UN-FG	25.94	SRCH
2	Hoost, Irvin	16 UN-FG	26.01	SRCH
3	Pinon, Julien	16 SOFL-FG	26.39	SRCH
4	Malone, Roosevelt	16 DRSC-FG	26.77	SRCH
*5	Reuter, George P	16 TPA-FL	26.81	SRCH
*5	Cancel, Miguel	15 GRSC-FG	26.81	SRCH
7	Colmenares, Carlos E	16 MS-FG	27.21	SRCH
8	Ingram, Jared L	16 LLL-FG	27.26	SRCH
B - Final				
9	Zuyus, Tyler E	15 POMP-FG	26.91	SRCH
10	Degtyar, Matthew A	15 TPA-FL	27.16	SRCH
11	Bernardina, Seggio J	15 ECAC-FG	27.30	SRCH
12	Gribble, Trahern O	15 GRSC-FG	27.54	SRCH

13	Luchau, Pablo	16 GRSC-FG	27.60	SRCH
14	Daniel, Jyasi	16 UN-FG	27.62	SRCH
15	Bierman, Parker C	16 NPB-FG	27.86	SRCH
16	Dimatteo, Kyle E	15 LLL-FG	28.35	SRCH

#54 Boys 15-16 50 Meter Fly

FGC Open Rec: 26.01 2012 Zuhayr Pigot


FGC Record: 25.03 2013 Zuhayr Pigot

30.89 SRCH

Name	Age	Team	Prelim Time	
Preliminaries				
1	Schreuders, Mikel C	16 UN-FG	25.90	qSRCH
2	Hoost, Irvin	16 UN-FG	26.12	qSRCH
3	Cancel, Miguel	15 GRSC-FG	26.40	qSRCH
4	Pinon, Julien	16 SOFL-FG	26.66	qSRCH
5	Colmenares, Carlos E	16 MS-FG	26.75	qSRCH
6	Malone, Roosevelt	16 DRSC-FG	26.76	qSRCH
7	Reuter, George P	16 TPA-FL	26.81	qSRCH
8	Ingram, Jared L	16 LLL-FG	27.07	qSRCH
9	Zuyus, Tyler E	15 POMP-FG	27.19	qSRCH
10	Luchau, Pablo	16 GRSC-FG	27.27	qSRCH
11	Bernardina, Seggio J	15 ECAC-FG	27.28	qSRCH
12	Degtyar, Matthew A	15 TPA-FL	27.33	qSRCH
13	Daniel, Jyasi	16 UN-FG	27.63	qSRCH
14	Bierman, Parker C	16 NPB-FG	27.67	qSRCH
15	Gribble, Trahern O	15 GRSC-FG	27.76	qSRCH
16	Goya, Alexis A	16 MCDA-FG	27.79	qSRCH
17	Dimatteo, Kyle E	15 LLL-FG	27.82	SRCH
*18	Celestin, Tristan	16 AZFL-FG	27.89	SRCH
*18	Brisco, Dylan J	16 LLL-FG	27.89	SRCH

Swim-Off Required

20	Jacobs, Daniel A	15 UN-FG	27.91	SRCH
*21	Mesa, Alfredo	16 SOFL-FG	28.05	SRCH
*21	Simpson, Daniel J	16 MACM-FG	28.05	SRCH
23	Asnis, Maximilian S	15 SOFL-FG	28.26	SRCH
24	Lares, Andres A	15 AZFL-FG	28.36	SRCH
25	Diaz-Velasco, Esteba	16 SOFL-FG	28.37	SRCH
26	Solares, Andres	15 MACM-FG	28.40	SRCH
27	Lucas, Juan S	16 SOFL-FG	28.41	SRCH
28	Diaz, Juan G	15 SOFL-FG	28.57	SRCH
29	Matheus, Eric	15 SAS-FG	28.63	SRCH
30	Nguyen, Duke H	15 PAQ-FG	28.64	SRCH
31	Roth, Quinn A	15 SF-FG	28.68	SRCH
32	Ferrara, Nico J	15 CSSC-FG	28.72	SRCH
33	Medina, Josten W	16 MS-FG	28.78	SRCH
34	Rodriguez, Fernando	15 MACM-FG	28.83	SRCH
35	Ramirez, Alejandro	16 BKSC-FG	29.05	SRCH



2015 FG Senior Championships-CSSC-071715, Sanction #: 072415FGSR-4610

Coral Springs Aquatic Complex

Results

Preliminaries ... (#54 Boys 15-16 50 Meter Fly)

36	Shover, Kaden W	16 PAQ-FG	29.15	SRCH
37	Gonzalez, Alejandro	15 SWAT-FG	29.40	SRCH
38	Smith, Colin D	16 UN-FG	29.47	SRCH
39	Cassidy, Padraic P	15 AZFL-FG	29.49	SRCH
40	Llanio, Jose L	16 MACM-FG	29.53	SRCH
*41	Oliver, Noah H	16 AKS-FG	29.59	SRCH
*41	Osorio, Juan P	15 SOFL-FG	29.59	SRCH
43	Kennedy, William T	15 LLL-FG	29.62	SRCH
*44	Stankovic, Jonathan I	16 JDST-FG	29.63	SRCH
*44	Kirton, Toshi T	15 LLL-FG	29.63	SRCH
46	Munoz, Julian	16 PCS-FG	29.65	SRCH
47	Diaz, Kevin M	15 GRSC-FG	29.70	SRCH
48	Ladd, Zachary A	16 NPB-FG	29.72	SRCH
49	Vasquez, Carlos	15 AZFL-FG	29.83	SRCH
50	Lara, Ronald	16 SWAT-FG	29.92	SRCH
51	Perry, Chase J	15 WASC-FG	29.93	SRCH
52	Gibson, Tyler W	16 SOFL-FG	29.95	SRCH
53	Gutierrez, Chris A	16 BGS-FG	30.03	SRCH
54	Beron-Vera, Francisc	15 MS-FG	30.15	SRCH
55	Fregosi, Carson C	16 SAS-FG	30.19	SRCH
56	Asnis, Samuel G	16 SOFL-FG	30.33	SRCH
57	Duran, Leonardo	16 MACM-FG	30.37	SRCH
58	Grady, Marty	16 AZFL-FG	30.44	SRCH
*59	Smith, Dean S	15 WOW-FG	30.57	SRCH
*59	Avallone, Christophe	16 GRSC-FG	30.57	SRCH
61	Alonso, Daimyo	15 ASC-FG	30.63	SRCH
62	Boswell, Wyatt P	16 WOW-FG	30.64	SRCH
63	Graves, Zachary T	16 SWAT-FG	30.72	SRCH
64	Acosta, Connor D	16 AKS-FG	30.73	SRCH
65	Sturm, David N	16 BKSC-FG	30.74	SRCH
66	Manrique, Sebastian	15 YBC-FG	30.75	SRCH
67	Komarov, Daniel J	16 SRQ-FL	30.78	SRCH
68	Calle, Santiago	15 SWAT-FG	30.86	SRCH
69	Menocal, Matthew J	16 SOFL-FG	31.13	
70	Figueiredo, Pedro O	15 PAQ-FG	31.27	
71	Bremer, Austin M	16 BRST-FG	31.30	
72	Darias, Teolio	15 CM-FG	31.47	
73	Farias, Tomas M	15 ASC-FG	31.52	
74	Jennessee, Wyatt T	15 SOFL-FG	31.55	
75	Refowich, Alexander	16 WOW-FG	31.90	
76	Moran, Bryan	16 SOFL-FG	32.16	
77	Klauder-Lopez, Nich	15 GRSC-FG	32.21	
78	Kraft, Garret P	15 GRSC-FG	32.40	
*79	Navarro, Nicolas	15 YBC-FG	32.47	
*79	Kaufman, Kyle-Anth	15 SFTL-FG	32.47	
81	Arias, Andres E	15 SOFL-FG	32.70	

82	Hartshorne, Michael.	15 JDST-FG	33.11	
83	Genz, David	15 BRST-FG	33.69	
84	Waxman, Ethan	16 JDST-FG	34.61	
85	Suarez, Leo A	15 LLL-FG	36.03	
86	Scalise, Lucas	16 ASC-FG	38.42	
---	Mattheys, Gary-paige	15 SRQ-FL	DQ	
Alternating Kick				
---	Gomez, Diego	16 YBC-FG	NS	

#55 Girls 50 Meter Fly

FGC Open Rec: 26.85 2015 Sveta Khakhlova

FGC Record: 25.50 2009 Dara Torres

35.39 SRCH

Name	Age	Team	Finals Time	
A - Final				
1	Morgan, Dorothy L	18 MS-FG	28.98	SRCH
2	Kalandiak, Alexa S	19 MS-FG	29.02	SRCH
3	Lincoln, Emma I	19 SFTL-FG	29.31	SRCH
4	Marinheiro, Marcella	20 SOFL-FG	29.46	SRCH
5	Golding, Kathleen A	14 SOFL-FG	29.47	SRCH
6	Malarin, Andrea	17 PER-ZZ	29.50	SRCH
7	Harrington, Kelly M	17 BRST-FG	29.52	SRCH
8	McReed, Osianna L	18 WASC-FG	29.69	SRCH
B - Final				
9	Temperino, Eriana L	14 ECAC-FG	30.04	SRCH
10	Panzarino, Sydney L	19 ACE-FG	30.15	SRCH
11	Ghali, Miriyam A	18 PCS-FG	30.16	SRCH
12	Oliva, Sophia M	19 PST-FG	30.37	SRCH
13	Timmer, Elisabeth	14 UN-FG	30.45	SRCH
14	Valle, Alejandra Luci	20 PER-ZZ	30.51	SRCH
15	McCartin, Colleen J	17 SAS-FG	30.84	SRCH
16	Valls, Anna C	19 MS-FG	32.16	SRCH

#55 Girls 50 Meter Fly


FGC Open Rec: 26.85 2015 Sveta Khakhlova

FGC Record: 25.50 2009 Dara Torres

35.39 SRCH

Name	Age	Team	Prelim Time	
Preliminaries				
1	Morgan, Dorothy L	18 MS-FG	29.15	qSRCH
2	Malarin, Andrea	17 PER-ZZ	29.30	qSRCH
3	Kalandiak, Alexa S	19 MS-FG	29.37	qSRCH
4	Marinheiro, Marcella	20 SOFL-FG	29.65	qSRCH
5	Harrington, Kelly M	17 BRST-FG	29.66	qSRCH
6	Golding, Kathleen A	14 SOFL-FG	29.73	qSRCH
7	McReed, Osianna L	18 WASC-FG	29.90	qSRCH
8	Lincoln, Emma I	19 SFTL-FG	29.98	qSRCH

*9	Temperino, Eriana L	14 ECAC-FG	30.02	qSRCH
*9	Panzarino, Sydney L	19 ACE-FG	30.02	qSRCH
11	Ghali, Miriyam A	18 PCS-FG	30.03	qSRCH
12	Valle, Alejandra Luci	20 PER-ZZ	30.09	qSRCH
13	Oliva, Sophia M	19 PST-FG	30.21	qSRCH
14	Timmer, Elisabeth	14 UN-FG	30.34	qSRCH
15	Herfurth, Christina N	18 LLL-FG	30.54	qSRCH
16	McCartin, Colleen J	17 SAS-FG	30.60	qSRCH
17	Veale, Hannah E	19 UN-FG	30.90	SRCH
18	Ingram, Fabiana J	18 LLL-FG	30.97	SRCH
19	Valls, Anna C	19 MS-FG	31.07	SRCH
20	Sauer, Lindsey N	18 CSSC-FG	31.11	SRCH
21	Aulicino, Natalie K	17 GRSC-FG	31.21	SRCH
22	Urquidi, Nicole P	17 GRSC-FG	J31.21	SRCH
23	Carrillo, Massie	23 PER-ZZ	31.23	SRCH
24	Hunnewell, Nicole J	18 UN-FG	31.45	SRCH
25	Cummings, Madison	14 ECAC-FG	31.57	SRCH
26	Suarez, Kristen N	17 LLL-FG	31.80	SRCH
27	Swanson, Carly A	17 SOFL-FG	31.88	SRCH
28	Peraza, Rachel	17 MACM-FG	31.90	SRCH
29	Aponte, Adrienne N	17 PCS-FG	31.93	SRCH
30	Herman, Kylie F	18 SOFL-FG	32.08	SRCH
31	Carbone, Julianna M	17 SAS-FG	32.19	SRCH
32	Barral, Ann M	17 MACM-FG	32.34	SRCH
33	Nieto, Nicole	17 MACM-FG	32.35	SRCH
34	Creighton, Kaley C	17 BRST-FG	32.39	SRCH
35	Fejzuli, Dorian M	14 MCA-FG	32.46	SRCH
36	Pearce, Amber K	17 JDST-FG	32.48	SRCH
37	Manganiello, Lindsay	17 AKS-FG	32.54	SRCH
38	Mutschler, Sydney N	17 WOW-FG	32.82	SRCH
39	Marquez, Mia A	14 POMP-FG	32.93	SRCH
40	Hebert, Madelyn M	11 ECAC-FG	32.96	SRCH
41	Proctor, Erin M	17 MCA-FG	32.98	SRCH
42	Bernstein, Brooke	17 PCS-FG	33.16	SRCH
43	Gasner, Kendall M	17 TPA-FL	33.21	SRCH
44	Amorim, Beatriz A	12 ECAC-FG	33.26	SRCH
45	Herrod, Ashley C	17 WOW-FG	33.51	SRCH
46	Parrilli, Margot R	14 MCA-FG	33.61	SRCH
47	Stinemire, Samantha	17 PCS-FG	33.68	SRCH
48	Cordes, Cathryn L	17 MS-FG	33.72	SRCH
49	Johnson, Madison H	13 SOFL-FG	33.80	SRCH
50	Song, Marissa D	17 JDST-FG	33.84	SRCH
51	Sykes, Caysi N	22 WASC-FG	34.00	SRCH
52	Smith, Erika L	17 WOW-FG	34.17	SRCH
53	Amon, Ashlynn	14 YBC-FG	34.46	SRCH
54	Phillips, Mary R	14 WOW-FG	34.52	SRCH
55	Acevedo, Alana A	13 SOFL-FG	34.60	SRCH



2015 FG Senior Championships-CSSC-071715, Sanction #: 072415FGSR-4610

Coral Springs Aquatic Complex

Results

Preliminaries ... (#55 Girls 50 Meter Fly)

56 Jones, Madisyn T	17 MCDA-FG	34.61	SRCH
57 Romero, Augustine F	15 OAC-FG	34.70	SRCH
58 Riley, Elizabeth M	13 YBC-FG	34.71	SRCH
59 Trieu, Emily A	13 UN-FG	35.21	SRCH
60 Comunale, Vanessa V	17 AZFL-FG	35.96	
61 Leon, Sophie A	17 GRSC-FG	36.74	
--- Mendieta, Catalina	25 PAQ-FG	NS	
--- Stewart, Courtney W	17 BEST-FG	NS	
--- Marinheiro, Melissa I	18 SOFL-FG	NS	

#56 Boys 50 Meter Fly

FGC Open Rec: 23.96 2005 Fernando Scherer

FGC Record: 22.86 2013 Cesar Cielo

30.89 SRCH

Name	Age	Team	Finals Time
A - Final			
1 Sickert, Thiago M	27 UN-FG	25.06	SRCH
2 Gonzalez, Mateo	18 AZFL-FG	25.18	SRCH
3 Barbar, Anthony J	22 WASC-FG	25.40	SRCH
4 Perez, Jhonny J	17 UN-FG	25.48	SRCH
5 Guarente, Marco	18 UN-FG	25.60	SRCH
6 Carter, Nick C	25 GRSC-FG	25.79	SRCH
7 Marcoux, Raphael	17 SFTL-FG	26.23	SRCH
8 Fernandes, Guy G	18 MS-FG	26.61	SRCH

B - Final

9 Pisani, William J	17 LLL-FG	26.12	SRCH
10 Winterdal, Joseph A	17 UN-FG	26.14	SRCH
11 Soto, Anthony	20 MS-FG	26.47	SRCH
12 Davis, Che' L	17 PCS-FG	26.50	SRCH
13 Pierce, Bryce E	18 CSSC-FG	26.62	SRCH
14 Eaddy, Taylor J	18 HAT-FG	26.63	SRCH
15 Legrand, Jemal E	21 AZFL-FG	26.71	SRCH
16 Rahrig, Michael T	18 LLL-FG	26.86	SRCH

#56 Boys 50 Meter Fly

FGC Open Rec: 23.96 2005 Fernando Scherer

FGC Record: 22.86 2013 Cesar Cielo

30.89 SRCH

Name	Age	Team	Prelim Time
Preliminaries			
1 Sickert, Thiago M	27 UN-FG	25.17	qSRCH
2 Guarente, Marco	18 UN-FG	25.64	qSRCH
3 Perez, Jhonny J	17 UN-FG	25.69	qSRCH
4 Reid, Alexander J	18 MS-FG	25.70	qSRCH
5 Barbar, Anthony J	22 WASC-FG	25.76	qSRCH
6 Gonzalez, Mateo	18 AZFL-FG	25.86	qSRCH

7 Carter, Nick C	25 GRSC-FG	25.89	qSRCH
8 Fernandes, Guy G	18 MS-FG	26.07	qSRCH
9 Marcoux, Raphael	17 SFTL-FG	26.17	qSRCH
10 Winterdal, Joseph A	17 UN-FG	26.26	qSRCH
11 Pisani, William J	17 LLL-FG	26.31	qSRCH
12 Davis, Che' L	17 PCS-FG	26.33	qSRCH
13 Eaddy, Taylor J	18 HAT-FG	26.36	qSRCH
14 Selt, Brandon P	28 MS-FG	26.44	qSRCH
*15 Rahrig, Michael T	18 LLL-FG	26.56	qSRCH
*15 Soto, Anthony	20 MS-FG	26.56	qSRCH
17 Legrand, Jemal E	21 AZFL-FG	26.64	SRCH
18 Pierce, Bryce E	18 CSSC-FG	26.71	SRCH
19 Warner, Shawn M	20 SAS-FG	26.72	SRCH
20 De Freitas, Raichel F	18 ECAC-FG	26.81	SRCH
21 Wiefels, Matthew D	17 JDST-FG	26.90	SRCH
22 De Pawlikowski, Bol	18 MACM-FG	26.97	SRCH
23 Gallego, Carlos J	17 SOFL-FG	27.29	SRCH
24 Cronin, Alex M	17 JDST-FG	27.30	SRCH
25 Fuller, Tanner	17 UN-FG	27.33	SRCH
26 Trospen, Zachary S	23 WASC-FG	27.41	SRCH
27 Gelatt, David E	21 ECAC-FG	27.55	SRCH
28 Navarrete, Fernando	17 YBC-FG	27.58	SRCH
29 Arevalo, Jaime	21 UN-FG	27.63	SRCH
30 Norman, Joshua R	20 WASC-FG	27.68	SRCH
31 Tannhauser, Robert	17 SAS-FG	27.74	SRCH
32 Capote, Ryan A	17 SOFL-FG	27.76	SRCH
33 Garcia, Christian R	18 AZFL-FG	27.90	SRCH
*34 Teeters, Brendan J	18 PCS-FG	28.08	SRCH
*34 Freire, Luiz Renato	17 AZFL-FG	28.08	SRCH
36 Utz, Joaquin A	17 BGS-FG	28.11	SRCH
37 Angeles, Daniel S	19 NMST-FG	28.16	SRCH
38 Payamps, Giancarlo	17 CSSC-FG	28.19	SRCH
39 Farah, Jonathan E	17 SOFL-FG	28.21	SRCH
40 Metzker, Otavio L	18 UN-FG	28.23	SRCH
41 Cioffi, Christian J	17 WOW-FG	28.40	SRCH
42 Ortega, Sebastian M	19 LLL-FG	28.48	SRCH
43 Kurbanali, Kearn C	17 AZFL-FG	28.53	SRCH
44 Saco, Michael B	23 MS-FG	28.55	SRCH
45 Lobaton Vargas, Dani	17 AZFL-FG	28.58	SRCH
46 Sierra, Angel E	26 MS-FG	28.59	SRCH
47 Bannon, Nicholas J	17 UN-FG	28.65	SRCH
48 Marshall, Nathan	17 STORM-ZZ	28.66	SRCH
49 Ortega, Julian M	19 LLL-FG	28.69	SRCH
50 Cannon, John B	17 AKS-FG	28.75	SRCH
51 Rodriguez, Rafael	13 SOFL-FG	28.84	SRCH
52 Yamamoto, Henrique	17 CSSC-FG	28.90	SRCH

53 Gil, Drake E	14 BRST-FG	28.99	SRCH
54 Castillo, Pedro P	17 MACM-FG	29.05	SRCH
55 Ho, Quoctuan N	14 ECAC-FG	29.07	SRCH
56 Minshew, Dennis S	17 PST-FG	29.14	SRCH
57 Valery, Gustavo E	17 SOFL-FG	29.16	SRCH
58 Ballester-Cubas, Enri	17 GRSC-FG	29.39	SRCH
59 Colon, Jordan D	18 SOFL-FG	29.47	SRCH
60 Cantisano, Jose R	17 MACM-FG	29.67	SRCH
61 Saa Lis, Alejandro	14 ECAC-FG	29.68	SRCH
62 Perez, Enrique A	18 AZFL-FG	29.80	SRCH
63 Llamas, Brian	18 NMST-FG	29.82	SRCH
64 Diaz, Jose N	14 AZFL-FG	30.14	SRCH
65 Alem, Justin A	17 GRSC-FG	30.38	SRCH
66 Lobrutto, Derek J	17 TPA-FL	30.45	SRCH
67 Billings, Jason A	17 MCA-FG	30.48	SRCH
68 Suarez, Joey A	14 LLL-FG	30.66	SRCH
69 Liraz, Tom	14 YBC-FG	31.29	
70 Gomez, Felipe	22 AZFL-FG	31.69	
71 Delvalle, Mathew E	17 SOFL-FG	32.15	
*72 Zuchowski, Joshua D	11 ECAC-FG	32.62	
*72 Buslov, Nikita	17 ECAC-FG	32.62	
74 Tin, Michael K	19 ECAC-FG	32.67	
75 Ortiz, Simon	17 SOFL-FG	34.38	
76 Johnston, Sean T	17 JDST-FG	34.47	
--- Koukoulidis, Aristot	17 SAS-FG	NS	
--- Hediger, Nicholas	18 PCS-FG	NS	
--- Katz, Albert	21 NMST-FG	NS	
--- Seleznev, Rodion	18 PCS-FG	NS	
--- Costello, Patrick M	17 BRST-FG	NS	
--- Clark, Scott M	20 SFTL-FG	NS	
--- Limia, Michael	18 MACM-FG	NS	

#57 Girls 15-16 100 Meter Breast

2009USA-S Ag: 1:07.05 2000 Megan Quann

FGC Open Rec: 1:11.17 2002 Erica Liu

FGC Record: 1:09.93 2009 Lindsey McKnight


1:11.49 OLY 2016 Olympic Trials

1:16.19 FUT Futures

1:22.39 SUSE

1:28.79 SRCH

Name	Age	Team	Finals Time
A - Final			
1 English, Isabella M	16 TPA-FL	1:15.01	FUT
	34.85	40.16	
2 Miyamoto, Victoria C	15 POMP-FG	1:16.51	SUSE
	36.17	40.34	
3 Westbrook, Fatimah I	16 POMP-FG	1:19.18	SUSE
	36.82	42.36	



2015 FG Senior Championships-CSSC-071715, Sanction #: 072415FGSR-4610

Coral Springs Aquatic Complex

Results

A - Final ... (#57 Girls 15-16 100 Meter Breast)

4	Leininger, Tara T	15 NPB-FG	1:20.20	SUSE
	38.18	42.02		
5	Ellis, Brooke N	16 GRSC-FG	1:20.99	SUSE
	38.77	42.22		
6	Muñoz, Maria Fe	16 PER-ZZ	1:21.05	SUSE
	38.46	42.59		
7	Morales, Frances R	16 BRST-FG	1:21.92	SUSE
	37.32	44.60		
---	Rivera, Alexa N	16 OAC-FG		NS

B - Final

9	Jung, Cybele P	16 ECAC-FG	1:21.63	SUSE
	38.88	42.75		
10	Giordano, Sophia M	16 MS-FG	1:22.35	SUSE
	38.68	43.67		
11	Moreschi, Kaitlyn S	15 SFTL-FG	1:22.73	SRCH
	39.12	43.61		
12	Johnson, Hayley C	16 BRST-FG	1:23.18	SRCH
	37.87	45.31		
13	Perez, Delanie	15 SOFL-FG	1:23.88	SRCH
	38.78	45.10		
14	Rubiano, Alexandra M	16 MACM-FG	1:24.15	SRCH
	39.35	44.80		
15	Sequera, Stephanie C	15 MACM-FG	1:24.76	SRCH
	39.67	45.09		
16	Cordes, Hannah Q	15 MS-FG	1:27.01	SRCH
	39.30	47.71		

#57 Girls 15-16 100 Meter Breast

2009USA-S Ag: 1:07.05 2000 Megan Quann
FGC Open Rec: 1:11.17 2002 Erica Liu
FGC Record: 1:09.93 2009 Lindsey McKnight
 1:11.49 OLY 2016 Olympic Trials
 1:16.19 FUT Futures
 1:22.39 SUSE
 1:28.79 SRCH


Name	Age	Team	Prelim Time
Preliminaries			
1	Miyamoto, Victoria C	15 POMP-FG	1:16.01 qFUT
	36.45	39.56	
2	English, Isabella M	16 TPA-FL	1:16.38 qSUSE
	35.19	41.19	
3	Westbrook, Fatimah I	16 POMP-FG	1:18.34 qSUSE
	36.32	42.02	
4	Morales, Frances R	16 BRST-FG	1:19.88 qSUSE
	37.35	42.53	

5	Rivera, Alexa N	16 OAC-FG	1:19.98	qSUSE
	37.97	42.01		
6	Leininger, Tara T	15 NPB-FG	1:20.41	qSUSE
	38.01	42.40		
7	Ellis, Brooke N	16 GRSC-FG	1:21.18	qSUSE
	38.88	42.30		
8	Muñoz, Maria Fe	16 PER-ZZ	1:21.66	qSUSE
	38.67	42.99		
9	Giordano, Sophia M	16 MS-FG	1:22.32	qSUSE
	38.58	43.74		
10	Cordes, Hannah Q	15 MS-FG	1:22.71	qSRCH
	38.01	44.70		
11	Jung, Cybele P	16 ECAC-FG	1:23.45	qSRCH
	39.23	44.22		
12	Johnson, Hayley C	16 BRST-FG	1:23.69	qSRCH
	37.92	45.77		
13	Moreschi, Kaitlyn S	15 SFTL-FG	1:24.21	qSRCH
	40.22	43.99		
14	Perez, Delanie	15 SOFL-FG	1:24.42	qSRCH
	39.38	45.04		
15	Rubiano, Alexandra M	16 MACM-FG	1:25.04	qSRCH
	39.81	45.23		
16	Sequera, Stephanie C	15 MACM-FG	1:25.31	qSRCH
	40.18	45.13		
17	Fernandez, Jessica N	15 GRSC-FG	1:25.70	SRCH
	41.25	44.45		
18	Tavoletti, Delaney M	16 ECAC-FG	1:26.01	SRCH
	40.27	45.74		
19	Romero, Augustine F	15 OAC-FG	1:27.77	SRCH
	41.66	46.11		
20	Garcia, Leilani N	16 TPA-FL	1:27.79	SRCH
	41.42	46.37		
21	Hicks, Alexis A	15 SFTL-FG	1:29.43	
	42.60	46.83		
22	Sandbrook, Theresa A	16 PST-FG	1:30.80	
	41.51	49.29		
23	Bauta, Hannah C	16 AKS-FG	1:32.29	
	42.76	49.53		
24	Comunale, Isabella	15 AZFL-FG	1:35.45	
	43.90	51.55		
25	Brewington, Carly F	15 CSSC-FG	1:38.80	
	45.78	53.02		
---	Kreitz, Abigail K	15 MCA-FG		NS
---	Dangond, Manuela N	15 MS-FG		NS
---	Palacios, Jessalyn N	15 GRSC-FG		NS

#58 Boys 15-16 100 Meter Breast

2009USA-S Ag: 1:02.69 1998 Brendan Hansen
FGC Open Rec: 1:05.02 2002 Chris Ash
FGC Record: 1:03.82 2003 Bradley Ally
 1:03.69 OLY 2016 Olympic Trials
 1:08.69 FUT Futures
 1:15.49 SUSE
 1:18.49 SRCH

Name	Age	Team	Finals Time
A - Final			
1	Diaz, Adan	16 AZFL-FG	1:08.33 FUT
	32.74	35.59	
2	Lacoursiere, Quinn E	16 HAT-FG	1:09.79 SUSE
	32.26	37.53	
3	Refaat, Seif E	16 TPA-FL	1:10.26 SUSE
	32.33	37.93	
4	Celestin, Tristan	16 AZFL-FG	1:10.62 SUSE
	33.31	37.31	
5	Urrutia, Felipe	15 MS-FG	1:10.79 SUSE
	33.36	37.43	
6	Oliva, Jonathan	16 GRSC-FG	1:10.84 SUSE
	33.58	37.26	
7	Tatton, Kyle V	15 SAS-FG	1:10.90 SUSE
	33.58	37.32	
8	Ramirez, Juan A	16 MACM-FG	1:11.68 SUSE
	34.12	37.56	
B - Final			
9	Brisco, Dylan J	16 LLL-FG	1:11.61 SUSE
	33.68	37.93	
10	Marin, Ervin	15 SOFL-FG	1:12.02 SUSE
	33.91	38.11	
11	Cantu, Francisco	16 AZFL-FG	1:13.14 SUSE
	34.54	38.60	
12	Tretyakov, Nikita	16 SFTL-FG	1:13.59 SUSE
	35.21	38.38	
13	Marchesani, Alessan	15 MCDA-FG	1:14.15 SUSE
	35.07	39.08	
14	Quintero, Bryan	15 GRSC-FG	1:14.86 SUSE
	34.88	39.98	
15	Schulte, Christopher	16 POMP-FG	1:15.24 SUSE
	35.13	40.11	
16	Veit, Eric	16 YBC-FG	1:15.70 SRCH
	35.78	39.92	



2015 FG Senior Championships-CSSC-071715, Sanction #: 072415FGSR-4610

Coral Springs Aquatic Complex

Results

#58 Boys 15-16 100 Meter Breast

2009USA-S Ag: 1:02.69 1998 Brendan Hansen
 FGC Open Rec: 1:05.02 2002 Chris Ash
 FGC Record: 1:03.82 2003 Bradley Ally
 1:03.69 OLY 2016 Olympic Trials
 1:08.69 FUT Futures
 1:15.49 SUSE
 1:18.49 SRCH


Name	Age	Team	Prelim Time
Preliminaries			
1 Diaz, Adan	16	AZFL-FG	1:09.57 qSUSE
	33.20	36.37	
2 Oliva, Jonathan	16	GRSC-FG	1:10.58 qSUSE
	34.04	36.54	
3 Tatton, Kyle V	15	SAS-FG	1:10.99 qSUSE
	33.25	37.74	
4 Urrutia, Felipe	15	MS-FG	1:11.05 qSUSE
	33.31	37.74	
5 Lacoursiere, Quinn E	16	HAT-FG	1:11.10 qSUSE
	32.40	38.70	
6 Celestin, Tristan	16	AZFL-FG	1:11.25 qSUSE
	34.24	37.01	
7 Refaat, Seif E	16	TPA-FL	1:11.42 qSUSE
	33.75	37.67	
8 Ramirez, Juan A	16	MACM-FG	1:11.90 qSUSE
	33.64	38.26	
9 Marin, Ervin	15	SOFL-FG	1:11.95 qSUSE
	34.04	37.91	
10 Brisco, Dylan J	16	LLL-FG	1:12.38 qSUSE
	34.15	38.23	
11 Cantu, Francisco	16	AZFL-FG	1:13.10 qSUSE
	34.30	38.80	
12 Tretyakov, Nikita	16	SFTL-FG	1:13.64 qSUSE
	34.19	39.45	
13 Veit, Eric	16	YBC-FG	1:14.33 qSUSE
	34.68	39.65	
14 Quintero, Bryan	15	GRSC-FG	1:14.40 qSUSE
	34.97	39.43	
15 Marchesani, Alessan	15	MCDA-FG	1:14.60 qSUSE
	35.39	39.21	
16 Schulte, Christopher	16	POMP-FG	1:15.34 qSUSE
	34.93	40.41	
17 Hernandez, Kevin	15	UN-FG	1:15.40 SUSE
	35.98	39.42	
18 Carlson, Christian P	15	PCS-FG	1:16.06 SRCH
	35.65	40.41	

19 Kesten, Connor S	15	SRQ-FL	1:17.20 SRCH
	36.86	40.34	
20 Fraiman, Elad	16	UN-FG	1:17.29 SRCH
	35.98	41.31	
21 Perez, Jason J	15	GRSC-FG	1:18.40 SRCH
	36.21	42.19	
22 Capalbo, Ivan D	15	AZFL-FG	1:19.02
	37.56	41.46	
23 Gibson, Tyler W	16	SOFL-FG	1:19.23
	37.06	42.17	
24 Picon, Manuel	16	MACM-FG	1:19.67
	37.59	42.08	
25 Christopher, Kyeshau	15	STORM-ZZ	1:19.91
	36.92	42.99	
26 Grady, Marty	16	AZFL-FG	1:19.97
	37.41	42.56	
27 Reynolds, Hunter J	15	SRQ-FL	1:21.15
	38.24	42.91	
28 Acosta, Connor D	16	AKS-FG	1:21.86
	38.29	43.57	
29 Dubay, John J	16	PAQ-FG	1:22.66
	38.94	43.72	
30 Ribeiro, Damion	15	NYCC-MR	1:23.32
	37.66	45.66	
31 Avellaneda, Diego M	15	SUN-FG	1:23.44
	39.84	43.60	
32 Furman, Henry A	16	BRST-FG	1:23.66
	37.74	45.92	
33 Refowich, Alexander	16	WOW-FG	1:24.27
	39.91	44.36	
34 Bremer, Austin M	16	BRST-FG	1:25.01
	39.84	45.17	
35 Hartshorne, Michael	15	JDST-FG	1:25.18
	39.54	45.64	
36 Manrique, Sebastian	15	YBC-FG	1:25.98
	39.96	46.02	
37 Watson, Jalen M	16	DRSC-FG	1:26.75
	39.78	46.97	
--- Darias, Teolio	15	CM-FG	NS
--- Lauzurique, Marcelo	16	UN-FG	NS

#59 Girls 100 Meter Breast

FGC Open Rec: 1:08.15 2015 Hilda Luthersdottir
 FGC Record: 1:06.79 2015 Alia Atkinson
 1:11.49 OLY 2016 Olympic Trials
 1:12.79 WCT
 1:13.49 SUJU
 1:16.19 FUT Futures
 1:22.39 SUSE
 1:26.79 SPSE
 1:28.79 SRCH

Name	Age	Team	Finals Time
A - Final			
1 Jurich, Emily T	18	PCS-FG	1:13.22 SUJU
	34.38	38.84	
2 Swartz, Lindsey	18	PCS-FG	1:13.34 SUJU
	34.63	38.71	
3 Valls, Anna C	19	MS-FG	1:14.49 FUT
	34.80	39.69	
4 White, Caroline I	17	TPA-FL	1:14.64 FUT
	35.24	39.40	
5 Fertel, Kelly A	17	GRSC-FG	1:15.02 FUT
	35.63	39.39	
6 Lacusky, Sara M	18	MCA-FG	1:17.78 SUSE
	36.86	40.92	
7 Grabenhorst, Bailey I	19	PAQ-FG	1:18.59 SUSE
	36.80	41.79	
8 Mullen, Marin E	17	SAS-FG	1:19.07 SUSE
	37.43	41.64	
B - Final			
9 Creighton, Kaley C	17	BRST-FG	1:20.31 SUSE
	36.97	43.34	
10 Carbone, Julianna M	17	SAS-FG	1:20.54 SUSE
	37.05	43.49	
11 Strasen, Madeline M	17	TBAY-FL	1:20.57 SUSE
	38.08	42.49	
12 Kalandiak, Alexa S	19	MS-FG	1:20.83 SUSE
	37.45	43.38	
13 Vega, Isabella	17	MACM-FG	1:21.29 SUSE
	38.24	43.05	
14 Hunnewell, Nicole J	18	UN-FG	1:21.46 SUSE
	39.14	42.32	
15 Coyne, Ally M	18	TPA-FL	1:21.61 SUSE
	38.44	43.17	
16 Wilkerson, Rebecca	18	CSSC-FG	1:22.49 SPSE
	38.49	44.00	



2015 FG Senior Championships-CSSC-071715, Sanction #: 072415FGSR-4610

Coral Springs Aquatic Complex

Results

#59 Girls 100 Meter Breast

FGC Open Rec: 1:08.15 2015 Hilda Luthersdottir

FGC Record: 1:06.79 2015 Alia Atkinson

1:11.49 OLY 2016 Olympic Trials

1:12.79 WCT

1:13.49 SUJU

1:16.19 FUT Futures

1:22.39 SUSE

1:26.79 SPSE

1:28.79 SRCH

Name	Age	Team	Prelim Time
Preliminaries			
1 Swartz, Lindsey	18	PCS-FG	1:14.18 qFUT
	35.05	39.13	
2 Fertel, Kelly A	17	GRSC-FG	1:14.99 qFUT
	35.75	39.24	
3 Jurich, Emily T	18	PCS-FG	1:15.26 qFUT
	35.47	39.79	
4 Valls, Anna C	19	MS-FG	1:15.88 qFUT
	33.67	42.21	
5 White, Caroline I	17	TPA-FL	1:16.77 qSUSE
	36.39	40.38	
6 Lacusky, Sara M	18	MCA-FG	1:17.81 qSUSE
	36.45	41.36	
7 Grabenhorst, Bailey I	19	PAQ-FG	1:18.85 qSUSE
	37.32	41.53	
8 Mullen, Marin E	17	SAS-FG	1:20.06 qSUSE
	38.20	41.86	
9 Carbone, Julianna M	17	SAS-FG	1:20.80 qSUSE
	37.65	43.15	
10 Creighton, Kaley C	17	BRST-FG	1:21.40 qSUSE
	37.68	43.72	
11 Hunnewell, Nicole J	18	UN-FG	1:21.43 qSUSE
	38.49	42.94	
12 Kalandiak, Alexa S	19	MS-FG	1:21.47 qSUSE
	38.25	43.22	
13 Coyne, Ally M	18	TPA-FL	1:22.12 qSUSE
	38.47	43.65	
14 Vega, Isabella	17	MACM-FG	1:22.20 qSUSE
	38.42	43.78	
15 Strasen, Madeline M	17	TBAY-FL	1:22.22 qSUSE
	39.02	43.20	
16 Wilkerson, Rebecca I	18	CSSC-FG	1:22.33 qSUSE
	38.24	44.09	
17 Barreto, Aleya A	17	AZFL-FG	1:22.98 SPSE
	39.34	43.64	

18 Hammond, Brittany I	20	UN-FG	1:23.46 SPSE
	39.63	43.83	
19 Paillere, Ariel V	17	DRSC-FG	1:23.55 SPSE
	40.14	43.41	
20 Gautieri, Nicole R	18	CSSC-FG	1:24.18 SPSE
	40.49	43.69	
21 Lacoursiere, Grace A	14	HAT-FG	1:24.30 SPSE
	39.73	44.57	
22 Dennis, Zoe	12	STORM-ZZ	1:24.52 SPSE
	39.15	45.37	
23 Phillips, Lacy F	17	WOW-FG	1:24.66 SPSE
	40.28	44.38	
24 Peraza, Rachel	17	MACM-FG	1:24.73 SPSE
	40.85	43.88	
25 Perez-Hickman, Andi	18	MACM-FG	1:24.96 SPSE
	39.14	45.82	
26 Ballestas, Emma V	14	MS-FG	1:25.41 SPSE
	39.68	45.73	
27 Avedisian, Michaela J	12	ECAC-FG	1:25.87 SPSE
	39.99	45.88	
28 Nieto, Nicole	17	MACM-FG	1:28.04 SRCH
	40.99	47.05	
29 Muth, Layla B	13	LLL-FG	1:28.91
	41.57	47.34	
30 Jones, Madisyn T	17	MCDA-FG	1:29.35
	42.12	47.23	
31 Gasner, Kendall M	17	TPA-FL	1:29.58
	42.63	46.95	
32 Wilcox, Kellie M	14	SOFL-FG	1:29.64
	41.39	48.25	
33 Ambrosini, Antonella	17	MCA-FG	1:30.30
	41.29	49.01	
34 Gadelrab, Natalie P	17	PST-FG	1:31.29
	43.27	48.02	
35 Smith, Erika L	17	WOW-FG	1:33.26
	43.77	49.49	
--- Bernstein, Brooke	17	PCS-FG	NS
--- Parrilli, Margot R	14	MCA-FG	NS

#60 Boys 100 Meter Breast

FGC Open Rec: 1:00.42 2002 Ed Moses

FGC Record: 59.65 2013 Felipe Lima

1:03.69 OLY 2016 Olympic Trials

1:05.29 WCT

1:06.29 SUJU


1:08.69 FUT Futures

1:15.49 SUSE

1:16.49 SPSE

1:18.49 SRCH

Name	Age	Team	Finals Time
A - Final			
1 Guarente, Marco	18	UN-FG	1:04.25 WCT
	30.02	34.23	
2 Graff, Ryan O	18	PCS-FG	1:07.08 FUT
	31.36	35.72	
3 Sipowski, Kameron M	21	NPB-FG	1:07.96 FUT
	31.69	36.27	
4 Won, Santiago	21	PER-ZZ	1:07.97 FUT
	31.63	36.34	
5 Rojas, Marc A	21	SOFL-FG	1:08.51 FUT
	31.41	37.10	
6 Contich, Henry M	17	WASC-FG	1:08.55 FUT
	32.10	36.45	
7 Tang, Javier Antonio	17	PER-ZZ	1:08.91 SUSE
	32.27	36.64	
8 Castillo, Miguel Alor	18	PER-ZZ	1:09.61 SUSE
	32.99	36.62	
B - Final			
9 Junghahn, Nicolas A	19	MS-FG	1:07.72 FUT
	31.28	36.44	
10 Reid, Alexander J	18	MS-FG	1:08.18 FUT
	31.79	36.39	
11 Rintel, Andreas	18	LLL-FG	1:08.59 FUT
	31.46	37.13	
12 Johnston, Johannes E	21	BRST-FG	1:09.22 SUSE
	31.47	37.75	
13 Llenin, Luis A	17	MACM-FG	1:10.14 SUSE
	32.63	37.51	
14 Evenson, Alex C	19	UN-FG	1:10.27 SUSE
	32.40	37.87	
15 Anderson, Cameron	17	MCA-FG	1:11.29 SUSE
	33.54	37.75	
16 Colaiacova, Samuel J	18	BRST-FG	1:12.47 SUSE
	32.94	39.53	



2015 FG Senior Championships-CSSC-071715, Sanction #: 072415FGSR-4610

Coral Springs Aquatic Complex

Results

#60 Boys 100 Meter Breast

FGC Open Rec: 1:00.42 2002 Ed Moses
FGC Record: 59.65 2013 Felipe Lima
 1:03.69 OLY 2016 Olympic Trials
 1:05.29 WCT
 1:06.29 SUJU
 1:08.69 FUT Futures
 1:15.49 SUSE
 1:16.49 SPSE
 1:18.49 SRCH

Name	Age	Team	Prelim Time
Preliminaries			
1 Guarente, Marco	18	UN-FG	1:05.78 qSUJU
	31.01	34.77	
2 Graff, Ryan O	18	PCS-FG	1:07.14 qFUT
	31.72	35.42	
3 Rojas, Marc A	21	SOFL-FG	1:07.18 qFUT
	30.95	36.23	
4 Sipowski, Kameron M	21	NPB-FG	1:07.37 qFUT
	31.78	35.59	
5 Tang, Javier Antonio	17	PER-ZZ	1:07.60 qFUT
	31.59	36.01	
6 Castillo, Miguel Alor	18	PER-ZZ	1:08.04 qFUT
	32.18	35.86	
7 Won, Santiago	21	PER-ZZ	1:08.16 qFUT
	31.49	36.67	
8 Contich, Henry M	17	WASC-FG	1:08.67 qFUT
	31.82	36.85	
9 Johnston, Johannes E	21	BRST-FG	1:08.84 qSUSE
	32.43	36.41	
10 Junghahn, Nicolas A	19	MS-FG	1:09.30 qSUSE
	31.88	37.42	
11 Reid, Alexander J	18	MS-FG	1:09.32 qSUSE
	32.34	36.98	
12 Llenin, Luis A	17	MACM-FG	1:10.69 qSUSE
	32.95	37.74	
13 Evenson, Alex C	19	UN-FG	1:11.13 qSUSE
	33.02	38.11	
14 Colaiaacova, Samuel J	18	BRST-FG	1:12.01 qSUSE
	33.56	38.45	
15 Anderson, Cameron	17	MCA-FG	1:12.15 qSUSE
	34.23	37.92	
16 Rintel, Andreas	18	LLL-FG	1:12.49 qSUSE
	33.49	39.00	
17 Arrington, Sean L	17	UN-FG	1:13.45 SUSE
	35.55	37.90	

18 Lijoi, Vincent F	17	SRQ-FL	1:13.60 SUSE
	34.96	38.64	
19 Darin, Robert G	17	PAQ-FG	1:13.73 SUSE
	34.46	39.27	
20 Pittman, Andrew C	20	ACE-FG	1:13.74 SUSE
	34.55	39.19	
21 Davis, Paul A	21	WASC-FG	1:13.81 SUSE
	35.39	38.42	
22 Moreno, Cole O	17	GRSC-FG	1:13.82 SUSE
	34.49	39.33	
23 Teeters, Brendan J	18	PCS-FG	1:14.06 SUSE
	34.79	39.27	
24 Allen, Dylan M	18	SFTL-FG	1:14.23 SUSE
	35.78	38.45	
25 Cassie, Brendan P	17	UN-FG	1:14.46 SUSE
	34.73	39.73	
26 Elder, Malique	19	UN-FG	1:14.57 SUSE
	34.17	40.40	
27 Buslov, Nikita	17	ECAC-FG	1:14.68 SUSE
	35.32	39.36	
28 Fish, Jared M	22	CSSC-FG	1:14.80 SUSE
	34.83	39.97	
29 Gelatt, David E	21	ECAC-FG	1:15.17 SUSE
	34.56	40.61	
30 Costello, Patrick M	17	BRST-FG	1:15.52 SPSE
	35.26	40.26	
31 Fowler, Christian	17	MACM-FG	1:15.98 SPSE
	35.32	40.66	
32 Yamamoto, Henrique	17	CSSC-FG	1:16.20 SPSE
	35.83	40.37	
33 Ballester-Cubas, Enri	17	GRSC-FG	1:16.45 SPSE
	35.63	40.82	
34 Quintero, Samuel	14	SOFL-FG	1:16.98 SRCH
	36.08	40.90	
35 Rahrig, Michael T	18	LLL-FG	1:17.30 SRCH
	36.04	41.26	
36 Taddonio, Cameron J	14	BRST-FG	1:18.99
	36.76	42.23	
37 Alem, Justin A	17	GRSC-FG	1:20.19
	38.28	41.91	
38 Cooper, Matthew	17	HAT-FG	1:20.57
	37.91	42.66	
--- Moran, Brandon	14	SOFL-FG	NS
--- Kertesz, Kristof	21	SFTL-FG	NS
--- Posk, Mitchell P	19	PAQ-FG	NS

#61 Girls 15-16 50 Meter Free


2009USA-S Ag: 25.50 2000 Christina Swindle
FGC Open Rec: 25.62 2015 Marta K Ciesla
FGC Record: 25.50 2000 Christina Swindle
 26.19 OLY 2016 Olympic Trials
 27.49 FUT Futures
 29.19 SUSE
 31.39 SRCH

Name	Age	Team	Finals Time
A - Final			
1 Ciesla, Marta K	16	PCS-FG	26.04 OLY
2 Maiocco, Claire O	16	TPA-FL	27.10 FUT
3 Cooper, Catharine A	15	UN-FG	27.13 FUT
4 Valls, Kyla S	16	MS-FG	27.50 SUSE
5 Kock, Florence L	15	UN-FG	27.94 SUSE
6 Maduro, Rebecca J	16	UN-FG	28.06 SUSE
7 Trieu, Audrey A	15	UN-FG	28.16 SUSE
8 Westbrook, Fatimah I	16	POMP-FG	28.20 SUSE
B - Final			
9 Sizemore, Sloan M	15	POMP-FG	27.94 SUSE
10 Sanchez, Paloma	15	MS-FG	28.29 SUSE
11 Olivardia, Grace A	15	TPA-FL	28.31 SUSE
12 English, Isabella M	16	TPA-FL	28.37 SUSE
13 Ross, Racine E	15	AZFL-FG	28.43 SUSE
14 Choy, Francesca C	16	JDST-FG	28.47 SUSE
15 Gest, Kelly E	16	POMP-FG	28.65 SUSE
16 Meadows, Morgan L	16	SFTL-FG	28.78 SUSE

#61 Girls 15-16 50 Meter Free

2009USA-S Ag: 25.50 2000 Christina Swindle
FGC Open Rec: 25.62 2015 Marta K Ciesla
FGC Record: 25.50 2000 Christina Swindle
 26.19 OLY 2016 Olympic Trials
 27.49 FUT Futures
 29.19 SUSE
 31.39 SRCH

Name	Age	Team	Prelim Time
Preliminaries			
1 Ciesla, Marta K	16	PCS-FG	25.62 qOLY
2 Cooper, Catharine A	15	UN-FG	27.11 qFUT
3 Maiocco, Claire O	16	TPA-FL	27.13 qFUT
4 Westbrook, Fatimah I	16	POMP-FG	27.78 qSUSE
5 Valls, Kyla S	16	MS-FG	27.81 qSUSE
*6 Kock, Florence L	15	UN-FG	27.89 qSUSE
*6 Maduro, Rebecca J	16	UN-FG	27.89 qSUSE
8 Trieu, Audrey A	15	UN-FG	27.97 qSUSE



2015 FG Senior Championships-CSSC-071715, Sanction #: 072415FGSR-4610

Coral Springs Aquatic Complex

Results

Preliminaries ... (#61 Girls 15-16 50 Meter Free)

9	Sizemore, Sloan M	15 POMP-FG	27.99	qSUSE
10	Olivardia, Grace A	15 TPA-FL	28.16	qSUSE
11	Sanchez, Paloma	15 MS-FG	28.27	qSUSE
12	Gest, Kelly E	16 POMP-FG	28.34	qSUSE
13	Choy, Francesca C	16 JDST-FG	28.57	qSUSE
14	English, Isabella M	16 TPA-FL	28.59	qSUSE
*15	Ross, Racine E	15 AZFL-FG	28.66	qSUSE
*15	Meadows, Morgan L	16 SFTL-FG	28.66	qSUSE
17	Sipowski, Shayne N	16 NPB-FG	28.73	SUSE
18	Cozad, Grace G	16 WOW-FG	29.27	SRCH
19	Russell, Julianna N	15 PCS-FG	29.29	SRCH
20	Heidish, Summer P	15 TPA-FL	29.30	SRCH
21	Contich, Jillian J	16 UN-FG	29.32	SRCH
*22	Leininger, Tara T	15 NPB-FG	29.38	SRCH
*22	Yribarren, Alexis B	16 BRST-FG	29.38	SRCH
*22	Trieschmann, Hannal	15 WOW-FG	29.38	SRCH
25	Cordes, Hannah Q	15 MS-FG	29.41	SRCH
26	Jung, Cybele P	16 ECAC-FG	29.43	SRCH
27	Morales, Frances R	16 BRST-FG	29.48	SRCH
*28	Rubin, Acadia C	15 NPB-FG	29.53	SRCH
*28	Fossas, Abigail R	15 SUN-FG	29.53	SRCH
30	Ibarrola, Ana M	15 WOW-FG	29.57	SRCH
31	Cornejo, Fernanda M	15 AZFL-FG	29.58	SRCH
32	Oyetunji, Abolade A	15 SOFL-FG	29.61	SRCH
33	Asseraf, Sarah	16 SFTL-FG	29.70	SRCH
34	Puia, Emily R	15 CSSC-FG	29.76	SRCH
35	Peralta, Renata	16 MS-FG	29.77	SRCH
36	Gasner, Kaitlin J	15 TPA-FL	29.79	SRCH
37	Grussmark, Camryn	16 MS-FG	29.81	SRCH
38	Cabral, Kodi M	16 ECAC-FG	29.83	SRCH
*39	Brannan, Marissa N	15 UN-FG	29.84	SRCH
*39	Warren, Bailey K	16 PAQ-FG	29.84	SRCH
41	Lyn, Annabella T	15 PCS-FG	29.87	SRCH
42	Perna, Sabrina I	15 UN-FG	29.88	SRCH
43	Jones, Josephine J	16 WOW-FG	29.89	SRCH
44	Garcia, Leilani N	16 TPA-FL	29.91	SRCH
45	Hudson, Camryn C	16 LLL-FG	29.92	SRCH
*46	Konsavage, Victoria	15 ECAC-FG	29.94	SRCH
*46	Van Den Berg, Andre	16 AZFL-FG	29.94	SRCH
48	Gomez, Daniela C	15 PCS-FG	29.97	SRCH
49	Regueira, Nicole	15 GRSC-FG	29.98	SRCH
50	Gest, Brooke N	16 POMP-FG	30.03	SRCH
51	Collins, Anaya C	16 BRST-FG	30.08	SRCH
52	Leininger, Dana L	16 NPB-FG	30.16	SRCH
53	Suzuki, Luisa A	16 CSSC-FG	30.45	SRCH

54	Costantino, Alexandr	15 WOW-FG	30.47	SRCH
55	Rubiano, Alexandra M	16 MACM-FG	30.48	SRCH
56	Chiarella, Daria A	16 CSSC-FG	30.58	SRCH
57	Rodriguez, Sofia M	16 ASC-FG	30.62	SRCH
58	Anthony, Larissa N	15 BRST-FG	30.63	SRCH
59	Bucaro, Sarah M	15 AZFL-FG	30.71	SRCH
60	Sauer, Kristin A	16 CSSC-FG	30.72	SRCH
61	Carpenter, Anna C	15 TPA-FL	30.74	SRCH
62	Abad, Victoria A	15 PST-FG	30.77	SRCH
*63	Sequera, Stephanie C	15 MACM-FG	30.79	SRCH
*63	Grabow, Jade L	16 HAT-FG	30.79	SRCH
*65	Lugo, Raquel V	15 SOFL-FG	30.84	SRCH
*65	Bergamini, Christine	16 POMP-FG	30.84	SRCH
67	Perez, Alexandra N	15 GRSC-FG	30.91	SRCH
68	Giordano, Sophia M	16 MS-FG	30.93	SRCH
69	Earle, Kaitlyn M	15 JDST-FG	30.94	SRCH
70	Finks, Madelene G	15 ECAC-FG	30.97	SRCH
*71	Duritsa, Ashley H	15 BRST-FG	30.98	SRCH
*71	Secrest, Kelly N	15 NPB-FG	30.98	SRCH
73	Mlujeak, Stephanie N	16 SOFL-FG	31.00	SRCH
*74	Contogonas, Zoe L	16 TPA-FL	31.06	SRCH
*74	Giblin, Nicole A	15 NPB-FG	31.06	SRCH
76	Bucaro, Andrea I	16 AZFL-FG	31.18	SRCH
77	Knight, Samantha R	15 PST-FG	31.19	SRCH
78	Comunale, Isabella	15 AZFL-FG	31.22	SRCH
79	Romero, Augustine F	15 OAC-FG	31.27	SRCH
80	Testa, Natasha P	16 SOFL-FG	31.29	SRCH
81	Johnson, Hayley C	16 BRST-FG	31.30	SRCH
82	Maier, Kendall M	15 BRST-FG	31.39	SRCH
83	Hassler, Sophie M	15 JDST-FG	31.55	
84	Bucaro, Sophia A	16 AZFL-FG	31.80	
85	Christmas, Kassandr	15 LLL-FG	31.88	
86	Delgado, Davina I	15 JDST-FG	31.89	
87	Johnson, Ava R	15 JDST-FG	32.11	
88	Mancini, Lauren A	15 WOW-FG	32.62	
89	Hunnewell, Mandy J	15 UN-FG	32.71	
90	Carvalho, Jacqueline	15 POMP-FG	32.97	
91	Crookes, Shelby M	15 JDST-FG	33.01	
92	Nolan, Carolyn	15 MCA-FG	33.16	
93	Bauta, Hannah C	16 AKS-FG	33.68	
94	Martinez, Lexi	16 NMST-FG	33.75	
95	Smith, Selena	15 SF-FG	33.77	
96	Brewington, Carly F	15 CSSC-FG	34.23	
97	Restrepo, Alexa	16 ASC-FG	35.09	
---	Kreitz, Abigail K	15 MCA-FG		NS
---	Dangond, Manuela M	15 MS-FG		NS
---	Tin, Lisa K	16 ECAC-FG		NS
---	Palacios, Jessalyn N	15 GRSC-FG		NS

---	Talamo, Julia	16 MACM-FG		NS
---	Villarta, Justrina	16 SF-FG		NS

#62 Boys 15-16 50 Meter Free

2009USA-S Ag:	22.72	2008	Shayne Fleming
FGC Open Rec:	23.82	2014	Mikel Schreuders
FGC Record:	23.61	2013	Zuhayr Pigot
	23.29	OLY 2016 Olympic Trials	
	24.89	FUT Futures	
	25.79	SUSE	
	28.19	SRCH	

Name	Age	Team	Finals Time	
A - Final				
1	Schreuders, Mikel C	16 UN-FG	24.06	FUT
2	Marcoux, Philippe	16 SFTL-FG	24.70	FUT
3	Tretyakov, Nikita	16 SFTL-FG	24.73	FUT
4	Hoost, Irvin	16 UN-FG	24.79	FUT
5	Groters, Patrick G	16 PCS-FG	25.02	SUSE
6	Zuyus, Tyler E	15 POMP-FG	25.06	SUSE
7	Bernardina, Seggio J	15 ECAC-FG	25.36	SUSE
8	Lacoursiere, Quinn E	16 HAT-FG	25.49	SUSE


B - Final

9	Jacobs, Daniel A	15 UN-FG	25.26	SUSE
10	Reuter, George P	16 TPA-FL	25.49	SUSE
11	Ferrara, Nico J	15 CSSC-FG	25.50	SUSE
12	Dos Santos, Joao Pau	16 UN-FG	25.61	SUSE
13	Josefina, Carolus A	15 UN-FG	25.92	SRCH
14	Luchau, Pablo	16 GRSC-FG	26.06	SRCH
15	Matheus, Eric	15 SAS-FG	26.17	SRCH
16	Fungairino, Aitor S	15 MACM-FG	26.73	SRCH

#62 Boys 15-16 50 Meter Free

2009USA-S Ag:	22.72	2008	Shayne Fleming
FGC Open Rec:	23.82	2014	Mikel Schreuders
FGC Record:	23.61	2013	Zuhayr Pigot
	23.29	OLY 2016 Olympic Trials	
	24.89	FUT Futures	
	25.79	SUSE	
	28.19	SRCH	

Name	Age	Team	Prelim Time	
Preliminaries				
1	Schreuders, Mikel C	16 UN-FG	23.89	qFUT
2	Marcoux, Philippe	16 SFTL-FG	24.48	qFUT
3	Hoost, Irvin	16 UN-FG	24.79	qFUT
4	Groters, Patrick G	16 PCS-FG	24.82	qFUT
5	Zuyus, Tyler E	15 POMP-FG	24.95	qSUSE
6	Lacoursiere, Quinn E	16 HAT-FG	25.09	qSUSE
7	Tretyakov, Nikita	16 SFTL-FG	25.15	qSUSE



2015 FG Senior Championships-CSSC-071715, Sanction #: 072415FGSR-4610

Coral Springs Aquatic Complex

Results

Preliminaries ... (#62 Boys 15-16 50 Meter Free)

8	Bernardina, Seggio J	15 ECAC-FG	25.19	qSUSE	*51	Serida, Diego	16 PER-ZZ	26.76	SRCH	100	Alonso, Daimyo	15 ASC-FG	28.75
9	Ferrara, Nico J	15 CSSC-FG	25.26	qSUSE	53	Quintero, Bryan	15 GRSC-FG	26.77	SRCH	101	Vasquez, Carlos	15 AZFL-FG	28.80
10	Reuter, George P	16 TPA-FL	25.33	qSUSE	54	Cassidy, Padraic P	15 AZFL-FG	26.82	SRCH	102	Kraft, Garret P	15 GRSC-FG	28.84
11	Jacobs, Daniel A	15 UN-FG	25.34	qSUSE	55	Cardozo, Joseph J	16 BGS-FG	26.83	SRCH	103	Farias, Tomas M	15 ASC-FG	29.00
12	Josefina, Carolus A	15 UN-FG	25.40	qSUSE	56	Lacoursiere, Spence I	15 HAT-FG	26.91	SRCH	104	Moran, Bryan	16 SOFL-FG	29.01
13	Dos Santos, Joao Pau	16 UN-FG	25.47	qSUSE	57	Fregosi, Carson C	16 SAS-FG	26.92	SRCH	105	Bremer, Austin M	16 BRST-FG	29.08
14	Matheus, Eric	15 SAS-FG	25.52	qSUSE	58	Nguyen, Duke H	15 PAQ-FG	26.93	SRCH	106	Padron, Dante A	15 GRSC-FG	29.25
15	Fungairino, Aitor S	15 MACM-FG	25.54	qSUSE	59	Schulte, Christopher	16 POMP-FG	27.10	SRCH	107	Klauder-Lopez, Nich	15 GRSC-FG	29.28
16	Luchau, Pablo	16 GRSC-FG	25.55	qSUSE	60	Christopher, Kyeshau	15 STORM-ZZ	27.13	SRCH	108	Dubay, John J	16 PAQ-FG	29.31
17	Gawronski, Reese T	15 TPA-FL	25.60	SUSE	61	Gutierrez, Chris A	16 BGS-FG	27.31	SRCH	109	Suarez, Leo A	15 LLL-FG	29.51
18	Celestin, Tristan	16 AZFL-FG	25.67	SUSE	*62	Ramirez, Alejandro	16 BKSC-FG	27.34	SRCH	110	Picon, Manuel	16 MACM-FG	29.57
19	Dimatteo, Kyle E	15 LLL-FG	25.70	SUSE	*62	Marin, Hugo E	15 MACM-FG	27.34	SRCH	111	Jennessee, Wyatt T	15 SOFL-FG	29.77
20	Malone, Roosevelt	16 DRSC-FG	25.79	SUSE	64	Komarov, Daniel J	16 SRQ-FL	27.37	SRCH	112	DiChiara, Nick J	15 PAQ-FG	29.80
21	Imposimato, Juan	16 YBC-FG	25.82	SRCH	65	Ramirez, Juan A	16 MACM-FG	27.39	SRCH	113	Waxman, Ethan	16 JDST-FG	29.85
22	Ingram, Jared L	16 LLL-FG	25.83	SRCH	66	Perez, Jason J	15 GRSC-FG	27.43	SRCH	114	Genz, David	15 BRST-FG	30.46
23	Lubian, George	15 BGS-FG	25.88	SRCH	67	Darias, Teolio	15 CM-FG	27.46	SRCH	115	Kaufman, Kyle-Anth	15 SFTL-FG	30.57
24	Diaz, Adan	16 AZFL-FG	25.91	SRCH	68	Furman, Henry A	16 BRST-FG	27.50	SRCH	116	Hartshorne, Michael	15 JDST-FG	30.67
25	Tatton, Kyle V	15 SAS-FG	25.92	SRCH	*69	Wells, David R	16 WOW-FG	27.53	SRCH	117	Scalise, Lucas	16 ASC-FG	30.80
*26	Asnis, Maximilian S	15 SOFL-FG	25.95	SRCH	*69	Marchesani, Alessanc	15 MCDA-FG	27.53	SRCH	---	Ribeiro, Damion	15 NYCC-MR	DQ
*26	Lares, Andres A	15 AZFL-FG	25.95	SRCH	71	Sturm, David N	16 BKSC-FG	27.55	SRCH		False start		
28	Diaz-Velasco, Esteba	16 SOFL-FG	26.06	SRCH	72	Acosta, Connor D	16 AKS-FG	27.59	SRCH	---	Gomez, Diego	16 YBC-FG	NS
29	Simpson, Daniel J	16 MACM-FG	26.08	SRCH	73	Capalbo, Ivan D	15 AZFL-FG	27.60	SRCH	---	Pinon, Julien	16 SOFL-FG	NS
30	Smith, Colin D	16 UN-FG	26.26	SRCH	74	McClenney, Bennett	16 YBC-FG	27.62	SRCH				
31	Danyliv, Orest	16 GRSC-FG	26.29	SRCH	75	Ladd, Zachary A	16 NPB-FG	27.66	SRCH				
32	Degtyar, Matthew A	15 TPA-FL	26.32	SRCH	76	Manrique, Sebastian	15 YBC-FG	27.70	SRCH				
33	Munoz, Julian	16 PCS-FG	26.33	SRCH	77	Osorio, Juan P	15 SOFL-FG	27.71	SRCH				
34	Appleton, Daryl	15 STORM-ZZ	26.35	SRCH	78	Carlson, Christian P	15 PCS-FG	27.77	SRCH				
35	Perry, Chase J	15 WASC-FG	26.40	SRCH	79	Figueiredo, Pedro O	15 PAQ-FG	27.85	SRCH				
36	Menocal, Matthew J	16 SOFL-FG	26.42	SRCH	80	Stankovic, Jonathan	16 JDST-FG	27.94	SRCH				
37	Rodriguez, Fernando	15 MACM-FG	26.43	SRCH	81	Barton, Taylor W	16 POMP-FG	27.96	SRCH				
38	Veit, Eric	16 YBC-FG	26.46	SRCH	82	Lara, Ronald	16 SWAT-FG	27.99	SRCH				
39	Llanio, Jose L	16 MACM-FG	26.51	SRCH	83	Avallone, Christophe	16 GRSC-FG	28.09	SRCH				
40	Graves, Zachary T	16 SWAT-FG	26.56	SRCH	84	Calle, Santiago	15 SWAT-FG	28.13	SRCH				
41	Goya, Alexis A	16 MCDA-FG	26.57	SRCH	*85	Proctor, Noah J	15 MCA-FG	28.15	SRCH				
*42	Mattheys, Gary-paige	15 SRQ-FL	26.59	SRCH	*85	Kirtton, Toshi T	15 LLL-FG	28.15	SRCH				
*42	Solares, Andres	15 MACM-FG	26.59	SRCH	87	Navarro, Nicolas	15 YBC-FG	28.19	SRCH				
44	Medina, Josten W	16 MS-FG	26.65	SRCH	88	Duran, Leonardo	16 MACM-FG	28.21					
45	Gonzalez, Alejandro	15 SWAT-FG	26.66	SRCH	89	Smith, Dean S	15 WOW-FG	28.28					
46	Daniel, Jyasi	16 UN-FG	26.67	SRCH	90	Asnis, Samuel G	16 SOFL-FG	28.30					
*47	Mesa, Alfredo	16 SOFL-FG	26.70	SRCH	91	Refowich, Alexander	16 WOW-FG	28.46					
*47	Bierman, Parker C	16 NPB-FG	26.70	SRCH	92	Watson, Jalen M	16 DRSC-FG	28.48					
49	Boswell, Wyatt P	16 WOW-FG	26.71	SRCH	*93	Beron-Vera, Francisc	15 MS-FG	28.50					
50	Lucas, Juan S	16 SOFL-FG	26.73	SRCH	*93	Arias, Andres E	15 SOFL-FG	28.50					
*51	Shover, Kaden W	16 PAQ-FG	26.76	SRCH	95	Diaz, Kevin M	15 GRSC-FG	28.51					
					*96	Grady, Marty	16 AZFL-FG	28.60					
					*96	Hamilton, Christian	16 HAFL-FG	28.60					
					98	Oliver, Noah H	16 AKS-FG	28.61					
					99	Gibson, Tyler W	16 SOFL-FG	28.73					

#63 Girls 50 Meter Free

FGC Open Rec:	24.81	2007	Dara Torres
FGC Record:	24.07	2008	Dara Torres
	26.19	OLY 2016 Olympic Trials	
	26.59	WCT	
	26.69	SUJU	
	27.49	FUT Futures	
	29.19	SUSE	
	29.89	SPSE	
	31.39	SRCH	


Name	Age	Team	Finals Time
------	-----	------	-------------

A - Final

1	Simmons, Caroline I	24 PAQ-FG	26.97	FUT
2	Santander, Andrea E	13 GRSC-FG	27.43	FUT
3	Golding, Kathleen A	14 SOFL-FG	27.47	FUT
4	Morgan, Dorothy L	18 MS-FG	27.71	SUSE
5	Timmer, Elisabeth	14 UN-FG	27.78	SUSE
6	Cimino, Athena S	18 TBAY-FL	27.88	SUSE
7	Robles, Carla A	20 MACM-FG	27.95	SUSE
8	Urquidi, Nicole P	17 GRSC-FG	28.01	SUSE

B - Final

9	Dodge, Katelyn M	21 BRST-FG	27.90	SUSE
10	McReed, Osianna L	18 WASC-FG	28.01	SUSE
11	Panzarino, Sydney L	19 ACE-FG	28.02	SUSE



2015 FG Senior Championships-CSSC-071715, Sanction #: 072415FGSR-4610

Coral Springs Aquatic Complex

Results

B - Final ... (#63 Girls 50 Meter Free)

12	Temperino, Eriana L	14 ECAC-FG	28.13	SUSE
13	Lincoln, Emma I	19 SFTL-FG	28.14	SUSE
14	Marinheiro, Melissa I	18 SOFL-FG	28.22	SUSE
15	Shows, Jordan G	19 ACE-FG	28.31	SUSE
16	Malarin, Andrea	17 PER-ZZ	28.44	SUSE

#63 Girls 50 Meter Free

FGC Open Rec:	24.81	2007	Dara Torres
FGC Record:	24.07	2008	Dara Torres
	26.19	OLY 2016 Olympic Trials	
	26.59	WCT	
	26.69	SUJU	
	27.49	FUT Futures	
	29.19	SUSE	
	29.89	SPSE	
	31.39	SRCH	

Name	Age	Team	Prelim Time
Preliminaries			
1	Simmons, Caroline I	24 PAQ-FG	26.92 qFUT
2	Golding, Kathleen A	14 SOFL-FG	27.51 qSUSE
3	Morgan, Dorothy L	18 MS-FG	27.65 qSUSE
*4	Cimino, Athena S	18 TBAY-FL	27.71 qSUSE
*4	Timmer, Elisabeth	14 UN-FG	27.71 qSUSE
6	Robles, Carla A	20 MACM-FG	27.77 qSUSE
7	Santander, Andrea E	13 GRSC-FG	27.78 qSUSE
8	Urquidi, Nicole P	17 GRSC-FG	27.89 qSUSE
9	Dodge, Katelyn M	21 BRST-FG	27.93 qSUSE
10	Temperino, Eriana L	14 ECAC-FG	27.97 qSUSE
11	Malarin, Andrea	17 PER-ZZ	28.04 qSUSE
12	Panzarino, Sydney L	19 ACE-FG	28.08 qSUSE
13	McReed, Osianna L	18 WASC-FG	28.10 qSUSE
14	Shows, Jordan G	19 ACE-FG	28.14 qSUSE
15	Marinheiro, Melissa I	18 SOFL-FG	28.26 qSUSE
16	Marinheiro, Marcella	20 SOFL-FG	28.28 qSUSE
17	Lincoln, Emma I	19 SFTL-FG	28.37 SUSE
18	Ingram, Fabiana J	18 LLL-FG	28.50 SUSE
19	Hunnewell, Nicole J	18 UN-FG	28.60 SUSE
20	McCartin, Colleen J	17 SAS-FG	28.63 SUSE
21	Carrillo, Massie	23 PER-ZZ	28.68 SUSE
22	Bernstein, Brooke	17 PCS-FG	28.69 SUSE
23	Sanchez, Namilla S	17 GRSC-FG	28.71 SUSE
*24	Oliva, Sophia M	19 PST-FG	28.74 SUSE
*24	Pearce, Amber K	17 JDST-FG	28.74 SUSE
26	Veale, Hannah E	19 UN-FG	28.75 SUSE
27	Suarez, Kristen N	17 LLL-FG	28.80 SUSE

28	Gautieri, Nicole R	18 CSSC-FG	28.94	SUSE
29	Hammond, Brittany I	20 UN-FG	29.04	SUSE
30	Lanoe, Talisa E	20 PAQ-FG	29.06	SUSE
31	Mason, Audrey N	17 PCS-FG	29.19	SUSE
32	Posso, Nastassja	17 GRSC-FG	29.23	SPSE
33	Herman, Kylie F	18 SOFL-FG	29.26	SPSE
34	Creighton, Kaley C	17 BRST-FG	29.31	SPSE
35	Perez-Hickman, Andi	18 MACM-FG	29.34	SPSE
36	Swanson, Carly A	17 SOFL-FG	29.44	SPSE
37	Holowchak, Makaela	14 STORM-ZZ	29.63	SPSE
38	Moss, Faith E	19 WASC-FG	29.64	SPSE
*39	Herfurth, Christina N	18 LLL-FG	29.67	SPSE
*39	Garcia Rodriguez, Li	17 GRSC-FG	29.67	SPSE
*41	Jones, Madisyn T	17 MCDA-FG	29.68	SPSE
*41	Fejzuli, Dorian M	14 MCA-FG	29.68	SPSE
43	Gornisiewicz, Sabrin	17 PCS-FG	29.75	SPSE
44	Wilkerson, Rebecca M	18 CSSC-FG	29.93	SRCH
45	King, Abigail N	20 PAQ-FG	30.07	SRCH
46	Stinemire, Samantha	17 PCS-FG	30.10	SRCH
47	Jurich, Emily T	18 PCS-FG	30.16	SRCH
48	Manganiello, Lindsay	17 AKS-FG	30.26	SRCH
49	Parrilli, Margot R	14 MCA-FG	30.32	SRCH
50	Gasner, Kendall M	17 TPA-FL	30.34	SRCH
51	Battles, Rebecca T	17 JDST-FG	30.37	SRCH
52	Trieu, Emily A	13 UN-FG	30.42	SRCH
53	Smith, Erika L	17 WOW-FG	30.44	SRCH
54	Strasen, Madeline M	17 TBAY-FL	30.48	SRCH
55	Herrod, Ashley C	17 WOW-FG	30.50	SRCH
56	Carbone, Julianna M	17 SAS-FG	30.72	SRCH
57	Aponte, Adrienne N	17 PCS-FG	30.74	SRCH
58	Barral, Ann M	17 MACM-FG	30.75	SRCH
59	Hebert, Madelyn M	11 ECAC-FG	30.82	SRCH
60	Amorim, Beatriz A	12 ECAC-FG	30.91	SRCH
61	Barreto, Aleya A	17 AZFL-FG	30.93	SRCH
62	Homes, Andrea	14 YBC-FG	31.16	SRCH
63	Ambrosini, Antonella	17 MCA-FG	31.31	SRCH
64	Early, Taylor M	18 UN-FG	31.49	
65	Sykes, Caysi N	22 WASC-FG	31.62	
66	Marquez, Mia A	14 POMP-FG	31.73	
67	Avedisian, Michaela J	12 ECAC-FG	31.82	
68	Prindle, Brianna L	17 GRSC-FG	32.03	
69	Cordes, Cathryn L	17 MS-FG	32.20	
70	Lubie, Amber L	17 PCS-FG	32.26	
71	Comunale, Vanessa V	17 AZFL-FG	33.23	
72	Millard, Brianna C	20 PAQ-FG	35.51	
---	Grabenhorst, Bailey I	19 PAQ-FG		NS
---	Mendieta, Catalina	25 PAQ-FG		NS
---	Maraskine, Sarah J	24 PAQ-FG		NS

---	Ghali, Miriyam A	18 PCS-FG		NS
---	Stewart, Courtney W	17 BEST-FG		NS
---	Egorova, Anya	17 GRSC-FG		NS

#64 Boys 50 Meter Free


FGC Open Rec:	22.20	2013	Cesar Cielo Filho
FGC Record:	21.32	2013	Cesar Cielo
	23.29	OLY 2016 Olympic Trials	
	23.59	WCT	
	24.09	SUJU	
	24.89	FUT Futures	
	25.79	SUSE	
	26.69	SPSE	
	28.19	SRCH	

Name	Age	Team	Finals Time
A - Final			
1	Sickert, Thiago M	27 UN-FG	23.70 SUJU
2	Williams, Eric S	24 BRST-FG	23.83 SUJU
3	Marcoux, Raphael	17 SFTL-FG	24.03 SUJU
4	Selts, Brandon P	28 MS-FG	24.06 SUJU
5	Carter, Nick C	25 GRSC-FG	24.09 SUJU
6	Arispe, Sebastian	22 PER-ZZ	24.17 FUT
7	Nolte, John A	20 BRST-FG	24.30 FUT
8	Elder, Malique	19 UN-FG	24.39 FUT
B - Final			
9	Guarente, Marco	18 UN-FG	24.09 SUJU
10	Perez, Jhonny J	17 UN-FG	24.54 FUT
11	Barbar, Anthony J	22 WASC-FG	24.72 FUT
12	Soto, Anthony	20 MS-FG	24.74 FUT
13	Legrand, Jemal E	21 AZFL-FG	24.75 FUT
14	Fernandes, Guy G	18 MS-FG	24.87 FUT
15	Contich, Henry M	17 WASC-FG	24.99 SUSE
16	Ragan, Michael E	20 ACE-FG	25.23 SUSE

#64 Boys 50 Meter Free

FGC Open Rec:	22.20	2013	Cesar Cielo Filho
FGC Record:	21.32	2013	Cesar Cielo
	23.29	OLY 2016 Olympic Trials	
	23.59	WCT	
	24.09	SUJU	
	24.89	FUT Futures	
	25.79	SUSE	
	26.69	SPSE	
	28.19	SRCH	

Name	Age	Team	Prelim Time
Preliminaries			
1	Williams, Eric S	24 BRST-FG	23.41 qWCT
2	Sickert, Thiago M	27 UN-FG	23.50 qWCT



2015 FG Senior Championships-CSSC-071715, Sanction #: 072415FGSR-4610

Coral Springs Aquatic Complex

Results

Preliminaries ... (#64 Boys 50 Meter Free)

3 Marcoux, Raphael	17 SFTL-FG	24.00	qSUJU	*46 Rojas, Marc A	21 SOFL-FG	25.97	SPSE	95 Cooper, Matthew	17 HAT-FG	28.11	SRCH
*4 Carter, Nick C	25 GRSC-FG	24.03	qSUJU	48 Metzker, Otavio L	18 UN-FG	26.04	SPSE	96 Gomez, Felipe	22 AZFL-FG	28.21	
*4 Selts, Brandon P	28 MS-FG	24.03	qSUJU	49 Krencik, Dalton J	19 ACE-FG	26.09	SPSE	*97 Liraz, Tom	14 YBC-FG	28.40	
6 Nolte, John A	20 BRST-FG	24.11	qFUT	50 Darin, Robert G	17 PAQ-FG	26.10	SPSE	*97 Alem, Justin A	17 GRSC-FG	28.40	
7 Elder, Malique	19 UN-FG	24.17	qFUT	51 Freire, Luiz Renato	17 AZFL-FG	26.12	SPSE	99 Buslov, Nikita	17 ECAC-FG	28.51	
8 Arispe, Sebastian	22 PER-ZZ	24.20	qFUT	52 Valery, Gustavo E	17 SOFL-FG	26.17	SPSE	100 Cassie, Brendan P	17 UN-FG	28.52	
9 Guarente, Marco	18 UN-FG	24.34	qFUT	53 Payamps, Giancarlo	17 CSSC-FG	26.20	SPSE	101 Choy, Stefan L	17 JDST-FG	28.71	
10 Perez, Jhonny J	17 UN-FG	24.40	qFUT	54 Sierra, Angel E	26 MS-FG	26.23	SPSE	102 Johnston, Sean T	17 JDST-FG	29.07	
11 Legrand, Jemal E	21 AZFL-FG	24.42	qFUT	55 Hicks, Mark S	18 MS-FG	26.25	SPSE	103 Ortiz, Simon	17 SOFL-FG	29.66	
12 Contich, Henry M	17 WASC-FG	24.68	qFUT	56 Gelatt, David E	21 ECAC-FG	26.29	SPSE	104 Gerstein, Brian S	17 GRSC-FG	29.80	
13 Barbar, Anthony J	22 WASC-FG	24.70	qFUT	57 Louvet, Gabriel R	17 SAS-FG	26.31	SPSE	105 Delvalle, Mathew E	17 SOFL-FG	30.54	
*14 Fernandes, Guy G	18 MS-FG	24.76	qFUT	58 Moreno, Cole O	17 GRSC-FG	26.37	SPSE	106 Sanguinetti, Diego	24 CSSC-FG	46.89	
*14 Saco, Michael B	23 MS-FG	24.76	qFUT	59 De Pawlikowski, Bol	18 MACM-FG	26.41	SPSE	--- Koukoulidis, Aristotc	17 SAS-FG	NS	
16 Lupoli, Franco A	21 UN-FG	24.79	qFUT	60 Minshew, Dennis S	17 PST-FG	26.42	SPSE	--- Garcia, Christian R	18 AZFL-FG	NS	
17 Soto, Anthony	20 MS-FG	24.83	FUT	61 Angeles, Daniel S	19 NMST-FG	26.43	SPSE	--- Hediger, Nicholas	18 PCS-FG	NS	
18 Ragan, Michael E	20 ACE-FG	24.96	SUSE	62 Sipowski, Kameron M	21 NPB-FG	26.45	SPSE	--- Seleznev, Rodion	18 PCS-FG	NS	
19 Capote, Ryan A	17 SOFL-FG	25.07	SUSE	63 Ho, Quoctuan N	14 ECAC-FG	26.46	SPSE	--- Burnley, Mark S	18 YBC-FG	NS	
20 Eaddy, Taylor J	18 HAT-FG	25.09	SUSE	64 Perez, Enrique A	18 AZFL-FG	26.57	SPSE	--- Stewart, Blain A	21 WASC-FG	NS	
21 Trosper, Zachary S	23 WASC-FG	J25.09	SUSE	65 Lijoi, Vincent F	17 SRQ-FL	26.65	SPSE				
22 Davis, Che' L	17 PCS-FG	J25.09	SUSE	66 Rutkin, Lance J	20 SFTL-FG	26.66	SPSE				
*23 Winterdal, Joseph A	17 UN-FG	25.26	SUSE	67 Clark, Scott M	20 SFTL-FG	26.73	SRCH				
*23 Oakes, Malachi D	22 BRST-FG	25.26	SUSE	68 Tannhauser, Robert	17 SAS-FG	26.74	SRCH				
*25 Junghahn, Nicolas A	19 MS-FG	25.31	SUSE	69 Davis, Paul A	21 WASC-FG	26.79	SRCH				
*25 Posk, Mitchell P	19 PAQ-FG	25.31	SUSE	70 Ortega, Julian M	19 LLL-FG	26.81	SRCH				
*25 Generalov, Anton	17 PCS-FG	25.31	SUSE	71 Rodriguez, Rafael	13 SOFL-FG	26.85	SRCH				
28 Cioffi, Christian J	17 WOW-FG	25.37	SUSE	72 Dika, James	17 SFTL-FG	26.92	SRCH				
29 Graff, Ryan O	18 PCS-FG	25.38	SUSE	73 Folz, Joseph J	17 UN-FG	26.93	SRCH				
30 Norman, Joshua R	20 WASC-FG	25.40	SUSE	74 Lobaton Vargas, Dani	17 AZFL-FG	26.94	SRCH				
*31 Fuller, Tanner	17 UN-FG	25.42	SUSE	75 Krieg, Jacob D	17 SRQ-FL	26.95	SRCH				
*31 Folz, Francis J	19 UN-FG	25.42	SUSE	76 Cannon, John B	17 AKS-FG	27.05	SRCH				
33 Cronin, Alex M	17 JDST-FG	25.43	SUSE	77 Pineiro-Barros, Edua	17 YBC-FG	27.10	SRCH				
34 Wiefels, Matthew D	17 JDST-FG	25.45	SUSE	78 Billings, Jason A	17 MCA-FG	27.12	SRCH				
35 Pierce, Bryce E	18 CSSC-FG	25.49	SUSE	79 Kronengold, Matthew	18 PCS-FG	27.17	SRCH				
*36 Soderberg, Christian	17 PCS-FG	25.55	SUSE	80 Colon, Jordan D	18 SOFL-FG	27.18	SRCH				
*36 Lobrutto, Derek J	17 TPA-FL	25.55	SUSE	81 Castillo, Pedro P	17 MACM-FG	27.21	SRCH				
38 De Freitas, Raichel F	18 ECAC-FG	25.57	SUSE	82 O'Gorman, Robert	20 PAQ-FG	27.23	SRCH				
39 Abdelraouf, Yousef E	17 LLL-FG	25.60	SUSE	83 Ortega, Sebastian M	19 LLL-FG	27.24	SRCH				
40 Cantu, David	19 AZFL-FG	25.66	SUSE	84 Gonzalez, Antonio A	17 GRSC-FG	27.40	SRCH				
41 Bean, Clifford B	19 BRST-FG	25.72	SUSE	85 Sargent, Liam J	17 BRST-FG	27.47	SRCH				
42 Kurbanali, Kearn C	17 AZFL-FG	25.75	SUSE	*86 Bannon, Nicholas J	17 UN-FG	27.58	SRCH				
43 Oberndorfer, Nicolas	18 GRSC-FG	25.84	SPSE	*86 Farah, Jonathan E	17 SOFL-FG	27.58	SRCH				
44 Navarrete, Fernando	17 YBC-FG	25.85	SPSE	88 Saa Lis, Alejandro	14 ECAC-FG	27.85	SRCH				
45 Fisher, Matthew G	18 BRST-FG	25.94	SPSE	89 Ballester-Cubas, Enri	17 GRSC-FG	27.95	SRCH				
*46 Marshall, Nathan	17 STORM-ZZ	25.97	SPSE	*90 Cantisano, Jose R	17 MACM-FG	28.01	SRCH				
				*90 Homes, Diego	14 YBC-FG	28.01	SRCH				
				*92 Diaz, Jose N	14 AZFL-FG	28.04	SRCH				
				*92 Tin, Michael K	19 ECAC-FG	28.04	SRCH				
				94 Llamas, Brian	18 NMST-FG	28.09	SRCH				

#64A Boys 50 Meter Free Swim-off

FGC Open Rec:	22.20	2013	Cesar Cielo Fihlo
FGC Record:	21.32	2013	Cesar Cielo
	23.29	OLY 2016	Olympic Trials
	23.59	WCT	
	24.09	SUJU	
	24.89	FUT Futures	
	25.79	SUSE	
	26.69	SPSE	
	28.19	SRCH	

Name	Age	Team	Finals Time
------	-----	------	-------------

- Swim-off

1 Eaddy, Taylor J	18 HAT-FG	24.60	FUT
2 Trosper, Zachary S	23 WASC-FG	24.98	SUSE
3 Davis, Che' L	17 PCS-FG	25.09	SUSE


#65 Girls 15-16 200 Meter IM

2009USA-S Ag:	2:10.41	2005	Katie Hoff
FGC Open Rec:	2:15.46	2009	Lauren Driscoll
FGC Record:	2:15.46	2009	Lauren Driscoll
	2:18.69	OLY 2016	Olympic Trials
	2:26.39	FUT Futures	
	2:33.29	SUSE	
	2:41.89	SRCH	

Name	Age	Team	Finals Time
------	-----	------	-------------

A - Final

1 Baldari, Alessandra T	15 NPB-FG	2:23.32	FUT
	29.99	37.88	42.17 33.28



2015 FG Senior Championships-CSSC-071715, Sanction #: 072415FGSR-4610

Coral Springs Aquatic Complex

Results

A - Final ... (#65 Girls 15-16 200 Meter IM)

2	Miyamoto, Victoria C	15 POMP-FG	2:26.22	FUT
	31.55	40.56	41.41	32.70
3	Ellis, Brooke N	16 GRSC-FG	2:26.88	SUSE
	31.05	38.86	44.27	32.70
4	Quineche, Camila Al	16 PER-ZZ	2:27.79	SUSE
	31.69	38.01	44.48	33.61
5	Muñoz, Maria Fe	16 PER-ZZ	2:28.00	SUSE
	31.51	37.52	44.98	33.99
6	Vargas, Melannie A	15 UN-FG	2:29.25	SUSE
	30.98	37.64	45.89	34.74
7	Rubin, Acadia C	15 NPB-FG	2:32.78	SUSE
	31.95	40.79	46.35	33.69
8	Asseraf, Sarah	16 SFTL-FG	2:34.37	SRCH
	31.64	40.15	47.06	35.52

B - Final

9	Sipowski, Shayne N	16 NPB-FG	2:33.90	SRCH
	32.98	40.78	45.29	34.85
10	Ross, Racine E	15 AZFL-FG	2:34.10	SRCH
	31.70	40.19	48.58	33.63
11	Minnis, Isabel M	15 TBAY-FL	2:37.24	SRCH
	33.97	39.58	48.07	35.62
12	Leininger, Tara T	15 NPB-FG	2:37.38	SRCH
	33.66	45.04	44.25	34.43
13	Secrest, Kelly N	15 NPB-FG	2:38.16	SRCH
	31.95	41.36	49.23	35.62
14	Warren, Bailey K	16 PAQ-FG	2:39.66	SRCH
	34.19	41.99	48.08	35.40
15	Crouse, Ashley E	15 PAQ-FG	2:41.21	SRCH
	32.54	41.79	51.42	35.46
16	Cordes, Hannah Q	15 MS-FG	2:43.54	1.0
	33.67	45.65	48.44	35.78

#65 Girls 15-16 200 Meter IM

2009USA-S Ag: 2:10.41 2005 Katie Hoff
 FGC Open Rec: 2:15.46 2009 Lauren Driscoll
 FGC Record: 2:15.46 2009 Lauren Driscoll
 2:18.69 OLY 2016 Olympic Trials
 2:26.39 FUT Futures
 2:33.29 SUSE
 2:41.89 SRCH

Name	Age	Team	Prelim Time
Preliminaries			
1	Baldari, Alessandra T	15 NPB-FG	2:26.50 qSUSE
	31.30	38.48	42.92 33.80


2	Miyamoto, Victoria C	15 POMP-FG	2:27.48	qSUSE
	31.58	41.29	40.95	33.66
3	Muñoz, Maria Fe	16 PER-ZZ	2:27.67	qSUSE
	31.78	36.09	45.44	34.36
4	Ellis, Brooke N	16 GRSC-FG	2:28.44	qSUSE
	32.01	38.66	44.62	33.15
5	Vargas, Melannie A	15 UN-FG	2:30.05	qSUSE
	32.36	37.60	45.17	34.92
6	Quineche, Camila Al	16 PER-ZZ	2:30.91	qSUSE
	32.58	38.36	45.71	34.26
7	Rubin, Acadia C	15 NPB-FG	2:32.33	qSUSE
	32.46	40.55	45.35	33.97
8	Asseraf, Sarah	16 SFTL-FG	2:34.39	qSRCH
	32.47	40.78	46.67	34.47
9	Leininger, Tara T	15 NPB-FG	2:36.76	qSRCH
	34.30	43.16	44.40	34.90
10	Hudson, Camryn C	16 LLL-FG	2:37.16	qSRCH
	33.33	40.26	48.33	35.24
11	Sipowski, Shayne N	16 NPB-FG	2:38.70	qSRCH
	34.26	42.52	46.31	35.61
12	Ross, Racine E	15 AZFL-FG	2:39.11	qSRCH
	33.02	41.49	49.67	34.93
13	Secrest, Kelly N	15 NPB-FG	2:39.37	qSRCH
	33.23	41.29	49.53	35.32
14	Cordes, Hannah Q	15 MS-FG	2:39.38	qSRCH
	33.09	44.24	46.27	35.78
15	Minnis, Isabel M	15 TBAY-FL	2:39.87	qSRCH
	35.49	39.74	48.23	36.41
16	Warren, Bailey K	16 PAQ-FG	2:41.33	qSRCH
	34.38	42.40	47.79	36.76
17	Fernandez, Jessica N	15 GRSC-FG	2:42.52	
	36.62	44.48	45.25	36.17
18	Crouse, Ashley E	15 PAQ-FG	2:43.02	
	34.10	42.88	50.90	35.14
19	Moreschi, Kaitlyn S	15 SFTL-FG	2:43.33	
	36.07	43.97	45.42	37.87
20	Fossas, Abigail R	15 SUN-FG	2:43.36	
	35.25	41.15	50.30	36.66
21	Sequera, Stephanie C	15 MACM-FG	2:43.81	
	35.96	44.34	46.82	36.69
22	Garcia, Leilani N	16 TPA-FL	2:43.83	
	34.51	41.85	49.66	37.81
23	Roque, Angelina	15 MACM-FG	2:43.89	
	33.07	42.75	50.73	37.34
24	Ibarrola, Ana M	15 WOW-FG	2:44.40	
	33.49	43.96	50.24	36.71

25	Montgomery, Anna V	15 PCS-FG	2:45.38	
	34.74	43.58	50.01	37.05
26	Perez, Alexandra N	15 GRSC-FG	2:45.44	
	36.93	41.67	51.06	35.78
27	Bucaro, Sarah M	15 AZFL-FG	2:47.44	
	35.72	42.27	52.21	37.24
28	Tavoletti, Delaney M	16 ECAC-FG	2:49.57	
	36.48	44.50	47.70	40.89
---	Schimansky, Megan	15 CSSC-FG	NS	
---	Talamo, Julia	16 MACM-FG	NS	
---	Dangond, Manuela M	15 MS-FG	NS	

#66 Boys 15-16 200 Meter IM

2009USA-S Ag: 2:00.86 2001 Michael Phelps
 FGC Open Rec: 2:05.43 2014 Grant Sanders
 FGC Record: 2:04.52 2015 Nikita Tretyakov
 2:05.09 OLY 2016 Olympic Trials
 2:12.79 FUT Futures
 2:20.99 SUSE
 2:28.19 SRCH

Name	Age	Team	Finals Time
A - Final			
1	Cancel, Miguel	15 GRSC-FG	2:09.18 FUT
	27.22	33.16	39.75 29.05
2	Marin, Ervin	15 SOFL-FG	2:13.97 SUSE
	28.18	35.69	39.68 30.42
3	Gribble, Trahern O	15 GRSC-FG	2:15.15 SUSE
	28.54	33.17	42.80 30.64
4	Colmenares, Carlos E	16 MS-FG	2:16.49 SUSE
	27.33	34.92	42.10 32.14
5	Groters, Patrick G	16 PCS-FG	2:17.27 SUSE
	28.77	34.80	41.66 32.04
6	Kesten, Connor S	15 SRQ-FL	2:18.08 SUSE
	29.80	34.42	42.34 31.52
7	Smith, Theodore C	16 SRQ-FL	2:18.55 SUSE
	29.20	34.82	43.87 30.66
8	Urrutia, Felipe	15 MS-FG	2:20.00 SUSE
	29.78	36.79	40.11 33.32
B - Final			
9	Roche, Ricardo	15 SOFL-FG	2:17.06 SUSE
	30.20	34.63	40.76 31.47
10	Refaat, Seif E	16 TPA-FL	2:18.76 SUSE
	29.20	38.77	39.25 31.54
11	Hernandez, Kevin	15 UN-FG	2:19.84 SUSE
	29.26	37.33	40.95 32.30
12	Quintero, Bryan	15 GRSC-FG	2:21.96 SRCH
	30.44	38.40	41.04 32.08



2015 FG Senior Championships-CSSC-071715, Sanction #: 072415FGSR-4610

Coral Springs Aquatic Complex

Results

B - Final ... (#66 Boys 15-16 200 Meter IM)

13	Junghahn, Matias	16 MS-FG	2:22.10	SRCH
	29.97	37.25	41.72	33.16
14	Tatton, Kyle V	15 SAS-FG	2:22.23	SRCH
	30.26	39.05	41.20	31.72
15	Josefina, Carolus A	15 UN-FG	2:23.45	SRCH
	29.30	37.04	45.94	31.17
16	Gutierrez, Chris A	16 BGS-FG	2:23.50	SRCH
	30.10	37.14	43.96	32.30

#66 Boys 15-16 200 Meter IM

2009 USA-S Ag:	2:00.86	2001 Michael Phelps
FGC Open Rec:	2:05.43	2014 Grant Sanders
FGC Record:	2:04.52	2015 Nikita Tretyakov
	2:05.09	OLY 2016 Olympic Trials
	2:12.79	FUT Futures
	2:20.99	SUSE
	2:28.19	SRCH

Name	Age	Team	Prelim Time	
Preliminaries				
1	Cancel, Miguel	15 GRSC-FG	2:11.93	qFUT
	27.40	33.71	40.17	30.65
2	Marin, Ervin	15 SOFL-FG	2:13.68	qSUSE
	27.95	35.66	39.24	30.83
3	Smith, Theodore C	16 SRQ-FL	2:15.14	qSUSE
	29.06	33.86	42.27	29.95
4	Groters, Patrick G	16 PCS-FG	2:15.30	qSUSE
	28.61	35.09	40.58	31.02
5	Gribble, Trahern O	15 GRSC-FG	2:16.41	qSUSE
	27.94	34.24	43.62	30.61
6	Colmenares, Carlos E	16 MS-FG	2:17.82	qSUSE
7	Kesten, Connor S	15 SRQ-FL	2:18.80	qSUSE
	30.17	34.73	42.33	31.57
8	Urrutia, Felipe	15 MS-FG	2:18.90	qSUSE
	29.75	37.61	39.51	32.03
9	Hernandez, Kevin	15 UN-FG	2:19.34	qSUSE
	29.73	37.63	40.37	31.61
10	Roche, Ricardo	15 SOFL-FG	2:20.08	qSUSE
	30.05	35.70	41.66	32.67
11	Refaat, Seif E	16 TPA-FL	2:20.64	qSUSE
	28.99	39.50	40.35	31.80
12	Josefina, Carolus A	15 UN-FG	2:21.17	qSRCH
	29.23	36.29	44.27	31.38
13	Gutierrez, Chris A	16 BGS-FG	2:21.56	qSRCH
	30.09	37.21	42.64	31.62


14	Quintero, Bryan	15 GRSC-FG	2:22.17	qSRCH
	30.37	38.94	40.65	32.21
15	Junghahn, Matias	16 MS-FG	2:22.18	qSRCH
	29.32			34.13
16	Tatton, Kyle V	15 SAS-FG	2:23.73	qSRCH
	30.78	40.07	40.71	32.17
17	Kennedy, William T	15 LLL-FG	2:23.85	SRCH
	30.31	37.10	43.15	33.29
18	Cantu, Francisco	16 AZFL-FG	2:24.00	SRCH
	30.32	39.02	40.77	33.89
19	Oliva, Jonathan	16 GRSC-FG	2:24.13	SRCH
	30.46	41.66	38.10	33.91
20	Smith, Colin D	16 UN-FG	2:24.14	SRCH
	30.74	38.08	44.27	31.05
21	Diaz, Juan G	15 SOFL-FG	2:24.36	SRCH
	29.26	35.89	47.25	31.96
*22	Dodge, Grant D	15 NPB-FG	2:24.65	SRCH
	29.35	38.77	44.07	32.46
*22	Cardozo, Joseph J	16 BGS-FG	2:24.65	SRCH
	31.01	37.87	44.69	31.08
24	Goya, Alexis A	16 MCDA-FG	2:24.74	SRCH
	29.56	39.51	42.72	32.95
25	Danyliv, Orest	16 GRSC-FG	2:25.02	SRCH
	29.77	38.92	44.33	32.00
26	Fregosi, Carson C	16 SAS-FG	2:25.29	SRCH
	30.20	38.38	44.43	32.28
27	Munoz, Julian	16 PCS-FG	2:25.51	SRCH
	30.40	37.66	45.41	32.04
28	Valenti, Charles C	16 SRQ-FL	2:26.26	SRCH
	31.85	36.86	44.30	33.25
29	Vatinelle, Matthieu A	16 AKS-FG	2:26.77	SRCH
	30.92	37.33	45.80	32.72
30	Luchau, Pablo	16 GRSC-FG	2:26.87	SRCH
	29.78	38.07	46.99	32.03
31	Roth, Quinn A	15 SF-FG	2:27.26	SRCH
	29.91	38.74	46.46	32.15
32	Shover, Kaden W	16 PAQ-FG	2:28.88	
	31.84	38.60	45.19	33.25
33	Kirton, Toshi T	15 LLL-FG	2:31.26	
	31.02	40.74	47.11	32.39
34	McClenney, Bennett	16 YBC-FG	2:31.33	
	30.53	39.80	46.83	34.17
35	Diaz, Kevin M	15 GRSC-FG	2:31.46	
	29.25	38.86	50.24	33.11
36	Menocal, Matthew J	16 SOFL-FG	2:31.71	
	31.54	38.89	46.40	34.88

37	Nguyen, Duke H	15 PAQ-FG	2:31.81	
	31.34	40.86	45.12	34.49
38	Carlson, Christian P	15 PCS-FG	2:32.64	
	33.97	39.38	44.82	34.47
39	Avellaneda, Diego M	15 SUN-FG	2:33.92	
	33.31	42.55	44.59	33.47
40	Almagro, Richard	15 GRSC-FG	2:34.79	
	32.55	41.06	47.70	33.48
41	Furman, Henry A	16 BRST-FG	2:37.31	
	31.61	44.03	46.37	35.30
42	Ramirez, Juan A	16 MACM-FG	2:37.41	
	32.52	42.90	45.87	36.12
43	Capalbo, Ivan D	15 AZFL-FG	2:38.55	
	32.40	41.44	49.53	35.18
44	Fraiman, Elad	16 UN-FG	2:39.18	
	33.48	44.06	44.67	36.97
---	Duran, Leonardo	16 MACM-FG	DQ	
	Alternating Kick - fly			
	30.43	41.84	48.72	35.39
---	Jacobs, Daniel A	15 UN-FG	NS	
---	Watson, Jalen M	16 DRSC-FG	NS	
---	Wells, David R	16 WOW-FG	NS	
---	Lauzurique, Marcelo	16 UN-FG	NS	
---	Malone, Roosevelt	16 DRSC-FG	NS	

#67 Girls 200 Meter IM

FGC Open Rec:	2:12.05	2014 Katie Hoff
FGC Record:	2:12.05	2014 Katie Hoff
	2:18.69	OLY 2016 Olympic Trials
	2:20.69	WCT
	2:21.39	SUJU
	2:26.39	FUT Futures
	2:33.29	SUSE
	2:35.89	SPSE
	2:41.89	SRCH

Name	Age	Team	Finals Time	
A - Final				
1	Fertel, Kelly A	17 GRSC-FG	2:21.16	SUJU
	30.67	37.75	41.14	31.60
2	Morgan, Dorothy L	18 MS-FG	2:24.12	FUT
	29.98	37.64	42.46	34.04
3	Santander, Andrea E	13 GRSC-FG	2:24.48	FUT
	30.12	37.43	44.51	32.42
4	White, Caroline I	17 TPA-FL	2:25.09	FUT
	31.62	38.35	41.46	33.66
5	Leander, Christina E	20 CANE-FG	2:27.37	SUSE
	30.45	36.70	45.06	35.16



2015 FG Senior Championships-CSSC-071715, Sanction #: 072415FGSR-4610

Coral Springs Aquatic Complex

Results

A - Final ... (#67 Girls 200 Meter IM)

6	Marinheiro, Marcella	20 SOFL-FG	2:27.81	SUSE
	30.23	37.16	46.12	34.30
7	Deveny, Courtney A	19 ACE-FG	2:29.43	SUSE
	30.81	38.39	45.68	34.55
8	Mullen, Marin E	17 SAS-FG	2:35.14	SPSE
	32.15	39.71	46.70	36.58

B - Final

9	Aulicino, Natalie K	17 GRSC-FG	2:31.42	SUSE
	32.11	38.76	46.96	33.59
10	Cimino, Athena S	18 TBAY-FL	2:31.72	SUSE
	31.59	39.61	47.48	33.04
11	Grabenhorst, Bailey I	19 PAQ-FG	2:32.23	SUSE
	31.98	42.12	42.67	35.46
12	Conoscenti, Laura	19 BRST-FG	2:32.24	SUSE
	31.16	39.24	47.13	34.71
13	Phillips, Lacy F	17 WOW-FG	2:32.87	SUSE
	32.71	38.36	46.20	35.60
14	Perez-Hickman, Andi	18 MACM-FG	2:34.64	SPSE
	33.67	40.40	45.08	35.49
15	Valle, Alejandra Luci	20 PER-ZZ	2:34.71	SPSE
	31.81	40.26	47.35	35.29
16	Williams, Jocelyn G	19 BRST-FG	2:35.71	SPSE
	32.59	41.67	45.90	35.55

#67 Girls 200 Meter IM

FGC Open Rec: 2:12.05 2014 Katie Hoff
FGC Record: 2:12.05 2014 Katie Hoff
 2:18.69 OLY 2016 Olympic Trials
 2:20.69 WCT
 2:21.39 SUJU
 2:26.39 FUT Futures
 2:33.29 SUSE
 2:35.89 SPSE
 2:41.89 SRCH

Name	Age	Team	Prelim Time
Preliminaries			
1 Fertel, Kelly A	17	GRSC-FG	2:21.11 qSUJU
	30.89	37.28	40.64 32.30
2 Santander, Andrea E	13	GRSC-FG	2:25.40 qFUT
	30.59	38.10	43.71 33.00
3 Morgan, Dorothy L	18	MS-FG	2:26.10 qFUT
	30.28	39.08	43.31 33.43
4 Leander, Christina E	20	CANE-FG	2:27.21 qSUSE
	31.06	36.74	45.09 34.32


5	Marinheiro, Marcella	20 SOFL-FG	2:27.84	qSUSE
	30.49	37.49	45.52	34.34
6	White, Caroline I	17 TPA-FL	2:28.18	qSUSE
	32.98	39.62	41.70	33.88
7	Deveny, Courtney A	19 ACE-FG	2:29.67	qSUSE
	31.20	38.47	45.36	34.64
8	Mullen, Marin E	17 SAS-FG	2:30.08	qSUSE
	31.36	38.59	45.04	35.09
9	Valle, Alejandra Luci	20 PER-ZZ	2:31.22	qSUSE
	30.81	39.34	46.77	34.30
10	Cimino, Athena S	18 TBAY-FL	2:31.63	qSUSE
	31.84	38.98	47.51	33.30
11	Aulicino, Natalie K	17 GRSC-FG	2:32.37	qSUSE
	32.16	38.39	46.84	34.98
12	Grabenhorst, Bailey I	19 PAQ-FG	2:33.43	qSPSE
	32.37	43.40	42.34	35.32
13	Perez-Hickman, Andi	18 MACM-FG	2:35.88	qSPSE
	33.55	40.87	45.14	36.32
14	Phillips, Lacy F	17 WOW-FG	2:36.03	qSRCH
	34.34	40.50	45.58	35.61
15	Conoscenti, Laura	19 BRST-FG	2:36.30	qSRCH
	30.53	40.27	49.30	36.20
16	Williams, Jocelyn G	19 BRST-FG	2:37.03	qSRCH
	32.86	42.32	45.50	36.35
17	Battles, Rebecca T	17 JDST-FG	2:37.63	SRCH
	34.87	40.41	47.91	34.44
18	Strasen, Madeline M	17 TBAY-FL	2:39.43	SRCH
	37.41	43.35	43.58	35.09
19	Lacuskys, Sara M	18 MCA-FG	2:39.83	SRCH
	32.90	43.88	45.69	37.36
20	Garcia Rodriguez, Li	17 GRSC-FG	2:41.14	SRCH
	34.64	40.55	49.77	36.18
21	Peraza, Rachel	17 MACM-FG	2:41.90	
	33.53	44.07	46.42	37.88
22	Mutschler, Sydney N	17 WOW-FG	2:42.19	
	33.16	40.32	52.10	36.61
23	Ballestas, Emma V	14 MS-FG	2:43.07	
	33.52	43.50	48.06	37.99
24	Proctor, Erin M	17 MCA-FG	2:43.59	
	33.69	41.89	50.37	37.64
25	Vega, Isabella	17 MACM-FG	2:46.06	
	36.13	45.59	44.85	39.49
26	Early, Taylor M	18 UN-FG	2:47.34	
	36.54	42.81	49.23	38.76

---	Kalandiak, Alexa S	19 MS-FG		DQ
	Shoulders past vertical toward breast - back			
	31.26	41.07	45.88	36.10
---	Hammond, Brittany I	20 UN-FG		NS
---	Swartz, Lindsey	18 PCS-FG		NS
---	Oliva, Sophia M	19 PST-FG		NS

#68 Boys 200 Meter IM

FGC Open Rec: 1:58.68 2002 Michael Phelps
FGC Record: 1:58.57 2008 Bradley Ally
 2:05.09 OLY 2016 Olympic Trials
 2:07.99 WCT
 2:08.69 SUJU
 2:12.79 FUT Futures
 2:20.99 SUSE
 2:22.19 SPSE
 2:28.19 SRCH

Name	Age	Team	Finals Time
A - Final			
1	Gonzalez, Mateo	18 AZFL-FG	2:06.42 WCT
	26.58	32.20	37.43 30.21
2	Guarente, Marco	18 UN-FG	2:07.47 WCT
	26.71	33.66	36.63 30.47
3	Neumann, Jose Ferna	17 PER-ZZ	2:10.95 FUT
	28.46	34.00	38.95 29.54
4	Alatorre, Fernando	17 AZFL-FG	2:13.78 SUSE
	28.03	35.15	40.93 29.67
5	Landi, Nicholas T	20 BRST-FG	2:13.80 SUSE
	28.99	32.79	39.71 32.31
6	Nord, Nicholas F	21 GRSC-FG	2:15.44 SUSE
	27.80	35.12	40.66 31.86
7	Reid, Alexander J	18 MS-FG	2:16.50 SUSE
	27.98	36.67	39.46 32.39
8	Arrington, Sean L	17 UN-FG	2:16.82 SUSE
	28.86	34.87	41.73 31.36
B - Final			
9	Lijoi, Vincent F	17 SRQ-FL	2:15.04 SUSE
	29.44	36.19	39.20 30.21
10	Oberndorfer, Nicolas	18 GRSC-FG	2:15.74 SUSE
	29.19	34.49	41.42 30.64
11	Tang, Javier Antonio	17 PER-ZZ	2:16.21 SUSE
	28.19	37.37	39.27 31.38
12	Utz, Joaquin A	17 BGS-FG	2:16.99 SUSE
	28.36	35.12	41.50 32.01
13	Evenson, Alex C	19 UN-FG	2:17.66 SUSE
	29.46	35.60	40.02 32.58



2015 FG Senior Championships-CSSC-071715, Sanction #: 072415FGSR-4610

Coral Springs Aquatic Complex

Results

B - Final ... (#68 Boys 200 Meter IM)

14	Wiefels, Matthew D	17 JDST-FG	2:19.26	SUSE
	28.12	36.69	42.93	31.52
15	Moreno, Cole O	17 GRSC-FG	2:19.38	SUSE
	29.91	36.47	41.45	31.55
16	Cantu, David	19 AZFL-FG	2:20.06	SUSE
	29.20	36.36	41.56	32.94

#68 Boys 200 Meter IM

FGC Open Rec: 1:58.68 2002 Michael Phelps
FGC Record: 1:58.57 2008 Bradley Ally
2:05.09 OLY 2016 Olympic Trials
2:07.99 WCT
2:08.69 SUJU
2:12.79 FUT Futures
2:20.99 SUSE
2:22.19 SPSE
2:28.19 SRCH

Name	Age	Team	Prelim Time	
Preliminaries				
1	Guarente, Marco	18 UN-FG	2:09.80	qFUT
	27.01	34.78	37.31	30.70
2	Gonzalez, Mateo	18 AZFL-FG	2:12.15	qFUT
	28.09	34.19	39.06	30.81
3	Warner, Shawn M	20 SAS-FG	2:12.75	qFUT
	28.03	35.37	38.74	30.61
4	Neumann, Jose Ferna	17 PER-ZZ	2:13.00	qSUSE
	29.35	35.03	38.80	29.82
5	Alatorre, Fernando	17 AZFL-FG	2:13.01	qSUSE
	27.96	33.63	40.90	30.52
6	Landi, Nicholas T	20 BRST-FG	2:14.73	qSUSE
	29.06	33.30	39.74	32.63
7	Nord, Nicholas F	21 GRSC-FG	2:14.85	qSUSE
	27.99	34.74	40.59	31.53
8	Arrington, Sean L	17 UN-FG	2:15.75	qSUSE
	29.03	35.30	40.58	30.84
9	Reid, Alexander J	18 MS-FG	2:16.03	qSUSE
	27.92	37.28	39.24	31.59
10	Tang, Javier Antonio	17 PER-ZZ	2:16.12	qSUSE
	28.00	37.84	39.48	30.80
11	Manganiello, Blake E	20 AKS-FG	2:16.34	qSUSE
	28.88	35.24	43.72	28.50
12	Evenson, Alex C	19 UN-FG	2:17.64	qSUSE
	29.47	36.49	39.30	32.38
13	Utz, Joaquin A	17 BGS-FG	2:18.01	qSUSE
	29.32	35.07	41.73	31.89


14	Lijoi, Vincent F	17 SRQ-FL	2:18.52	qSUSE
	30.19	36.33	40.67	31.33
15	Rintel, Andreas	18 LLL-FG	2:18.53	qSUSE
	29.83	36.36	39.43	32.91
16	Oberndorfer, Nicolas	18 GRSC-FG	2:19.09	qSUSE
	31.10	36.19	41.86	29.94
17	Moreno, Cole O	17 GRSC-FG	2:19.49	SUSE
	30.35	36.55	41.67	30.92
18	Wiefels, Matthew D	17 JDST-FG	2:19.51	SUSE
	28.18	36.84	43.58	30.91
19	Cantu, David	19 AZFL-FG	2:19.52	SUSE
	29.18	37.41	39.82	33.11
20	Anderson, Cameron	17 MCA-FG	2:20.14	SUSE
			1:26.05	32.82
21	Arevalo, Jaime	21 UN-FG	2:21.51	SPSE
	29.14	37.54	42.34	32.49
22	Contich, Henry M	17 WASC-FG	2:21.64	SPSE
	30.46	38.58	40.00	32.60
23	Graff, Ryan O	18 PCS-FG	2:21.70	SPSE
	28.65	38.19	41.70	33.16
24	Fuller, Tanner	17 UN-FG	2:22.12	SPSE
	28.73	36.05	45.15	32.19
25	Velasquez, Esteban	18 AZFL-FG	2:23.10	SRCH
	29.69	37.47	42.92	33.02
26	Cannon, John B	17 AKS-FG	2:23.89	SRCH
	29.48	38.76	44.14	31.51
27	Davis, Paul A	21 WASC-FG	2:23.94	SRCH
	30.23	39.33	41.99	32.39
28	Fowler, Christian	17 MACM-FG	2:24.19	SRCH
	30.54	38.94	41.82	32.89
29	Won, Santiago	21 PER-ZZ	2:24.26	SRCH
	29.59	40.12	39.21	35.34
30	Granadeno, Aaron A	14 AZFL-FG	2:25.02	SRCH
	29.52	37.49	44.04	33.97
31	Yamamoto, Henrique	17 CSSC-FG	2:25.57	SRCH
	29.52	38.27	42.78	35.00
32	Cioffi, Christian J	17 WOW-FG	2:26.74	SRCH
	28.32	37.50	44.96	35.96
33	Allen, Dylan M	18 SFTL-FG	2:26.95	SRCH
	31.05	40.04	41.98	33.88
34	Llenin, Luis A	17 MACM-FG	2:27.14	SRCH
	31.43	39.42	41.63	34.66
35	Kloosterman, Tomas	19 PAQ-FG	2:27.22	SRCH
	29.12	40.91	43.49	33.70
36	Ortega, Julian M	19 LLL-FG	2:27.33	SRCH
	30.66	41.58	42.62	32.47

37	Castillo, Miguel Alor	18 PER-ZZ	2:27.58	SRCH
	29.77	42.36	39.65	35.80
38	Abdelraouf, Yousef E	17 LLL-FG	2:29.70	
	29.33	38.45	47.36	34.56
39	Darin, Robert G	17 PAQ-FG	2:30.21	
	33.40	40.93	41.93	33.95
---	Pisani, William J	17 LLL-FG		DQ
	Non-simultaneous arms - fly			
	29.11	37.35	42.59	32.49
---	Dika, James	17 SFTL-FG		DQ
	Alternating Kick - fly			
	30.67	38.92	44.74	32.82
---	Kertesz, Kristof	21 SFTL-FG		NS
---	Gallego, Carlos J	17 SOFL-FG		NS
---	Limia, Michael	18 MACM-FG		NS

#69 Girls 15-16 1500 Meter Free

2009USA-S Ag: 15:52.10 1988 Janet Evans
FGC Open Rec: 16:36.86 2002 Alyssa Kiel
FGC Record: 16:18.80 1984 Michele Richardson
17:40.19 15-16 FUT Futures

Name	Age	Team	Finals Time	
1	Mancilla, Alicia	15 GRSC-FG	17:24.40	FUT
	30.89	34.16	34.60	35.23
	34.90	35.12	35.15	35.12
	34.88	34.95	35.06	35.04
	34.88	35.18	34.86	34.62
	34.90	35.02	35.08	35.10
	34.99	35.08	35.24	35.17
	35.24	35.22	35.19	35.24
	35.24	33.05		
2	Quineche, Camila Al	16 PER-ZZ	17:42.21	17.0
	31.75	34.75	35.38	35.49
	35.43	35.38	35.84	35.66
	35.74	35.43	35.61	35.10
	35.72	35.45	35.65	35.50
	35.79	35.40	35.80	35.79
	36.01	35.66	36.04	36.21
	35.87	35.65	35.48	35.73
	35.21	33.69		




2015 FG Senior Championships-CSSC-071715, Sanction #: 072415FGSR-4610

Coral Springs Aquatic Complex

Results

#69 Girls 15-16 1500 Meter Free				8 Trieschmann, Hannal 15 WOW-FG 19:20.65 11.0				4 Davis, Cameron B 19 CANE-FG 18:03.19 15.0			
3 Regueira, Nicole	15 GRSC-FG	18:31.12	16.0	33.08	36.71	37.86	38.24	31.02	33.54	34.54	34.10
		33.32	37.46	38.79	38.84	38.99	39.10	34.35	34.39	34.76	34.69
		37.50	37.54	39.20	39.33	39.24	39.06	35.17	34.98	34.95	35.22
		37.64	37.80	39.24	39.43	39.40	39.45	35.82	35.08	34.57	34.11
		37.68	37.10	39.30	39.49	39.67	39.04	39.99	37.35	37.57	37.47
		35.34	37.38	39.28	39.09	39.35	39.13	38.19	38.22	38.54	37.77
		37.19	37.36	39.27	38.83	38.92	38.51	38.31	38.41	37.94	37.51
		31.06	36.72	38.25	36.56			37.46	37.17		
		18.26		--- Costantino, Alexandr 15 WOW-FG SCR				5 Mason, Audrey N 17 PCS-FG 18:09.94 14.0			
4 Van Den Berg, Andre	16 AZFL-FG	18:42.08	15.0	#69 Girls 17&O 1500 Meter Free				32.22 35.58 36.36 35.86			
		32.22	36.07	17:40.19 17&O FUT Futures				35.98 35.68 35.66 35.80			
		36.11	36.77	Name Age Team Finals Time				36.07 35.86 36.09 36.32			
		37.12	37.92	1 Sanchez, Namilla S 17 GRSC-FG 17:35.81 FUT				36.39 36.33 36.64 36.49			
		37.94	38.34	31.83 34.37 28.14 41.77				36.78 36.74 37.10 36.66			
		37.48	38.39	26.71 43.67 28.08 41.95				34.51 39.37 36.93 36.85			
		37.77	38.36	32.97 37.02 28.81 41.46				30.39 43.57 34.19 40.07			
		37.13	39.16	35.24 35.33 35.04 35.39				23.45 50.00			
		38.37		30.88 39.34 25.21 45.65				6 Squartino, Geena 19 SF-FG 18:11.59 13.0			
5 Brannan, Marissa N	15 UN-FG	19:14.80	14.0	35.85 35.68 35.87 35.39				31.20 34.32 35.02 35.50			
		32.39	37.46	35.93 35.94 35.79 36.19				35.57 35.20 35.54 35.92			
		37.64	38.00	27.87 42.44				36.09 36.31 36.73 37.05			
		38.72	38.52	2 Urquidi, Nicole P 17 GRSC-FG 17:48.73 17.0				37.17 36.86 37.39 37.13			
		26.67	39.38	29.41 32.85 33.48 33.29				37.19 37.28 36.97 37.29			
		39.48	39.23	33.49 33.77 33.82 33.94				36.83 37.23 36.97 37.06			
		39.14	39.35	33.74 34.25 34.26 34.41				37.24 37.17 36.90 37.51			
		39.76	39.19	34.58 34.38 34.26 33.64				36.90 36.05			
		38.95		44.28 39.49 38.56 37.50				7 Phillips, Lacy F 17 WOW-FG 18:30.23 12.0			
6 Hicks, Alexis A	15 SFTL-FG	19:17.36	13.0	37.51 37.30 37.97 38.10				32.99 35.95 36.92 36.52			
		35.15	38.30	38.10 36.27 37.47 37.63				36.37 36.78 37.25 36.92			
		38.94	38.85	36.97 34.01				37.01 36.95 37.46 37.43			
		39.16	38.36	3 Galea Berraud, Catali 18 UN-FG 17:52.17 16.0				37.44 37.21 37.33 36.88			
		38.85	38.88	31.25 34.21 35.11 35.10				37.66 37.24 36.75 37.60			
		38.86	38.93	35.49 35.52 35.71 35.66				37.00 37.32 37.32 37.77			
		39.18	38.85	35.77 35.83 35.53 35.73				37.73 37.64 37.96 37.99			
		39.60	38.74	35.81 35.78 35.87 36.02				37.59 35.25			
		26.23		36.33 35.89 36.44 36.51				8 Herman, Kylie F 18 SOFL-FG 18:44.97 11.0			
7 Contogonas, Zoe L	16 TPA-FL	19:19.22	12.0	36.25 36.50 36.54 36.52				32.28 35.70 36.48 36.41			
		32.95	37.73	36.33 36.51 36.35 36.10				37.09 36.53 37.47 37.13			
		38.02	38.56	35.75 35.76				37.60 37.88 38.00 37.81			
		38.82	38.78					37.74 38.40 38.46 37.93			
		38.90	38.68					37.99 38.38 37.85 38.07			
		34.57	39.16					38.03 38.50 38.19 38.55			
		31.01	38.91					38.07 38.38 37.09 38.54			
		39.56	39.12					37.50 36.92			
		39.93									



2015 FG Senior Championships-CSSC-071715, Sanction #: 072415FGSR-4610

Coral Springs Aquatic Complex

Results

#69 Girls 17&O 1500 Meter Free


9	Holowchak, Makaela	14	STORM-ZZ	18:49.80	9.0
				33.50	37.14
				33.73	41.58
				37.90	38.13
				37.87	38.14
				38.44	37.68
				38.05	37.82
				37.86	38.04
				37.61	36.20
---	Herrod, Ashley C	17	WOW-FG		SCR
---	Prindle, Brianna L	17	GRSC-FG		SCR

#70 Boys 15-16 1500 Meter Free

2009USA-S Ag: 15:03.91 1976 Bobby Hackett
 FGC Open Rec: 15:04.83 2002 Larsen Jensen
 FGC Record: 15:36.29 2008 Tyler Sell
 15:49.99 15-16 OLY 2016 Olympic Trials
 16:38.99 15-16 FUT Futures

Name	Age	Team	Finals Time		
1	Smith, Theodore C	16	SRQ-FL	15:57.14	FUT
				28.69	31.28
				31.69	32.09
				32.15	31.92
				32.19	32.40
				32.08	32.36
				31.97	32.26
				32.20	32.29
				32.10	31.33
2	Reuter, George P	16	TPA-FL	16:39.85	17.0
				27.87	31.85
				33.33	33.17
				33.84	33.98
				33.89	33.89
				33.95	33.81
				33.45	34.38
				33.66	33.84
				33.42	31.38
3	Serida, Diego	16	PER-ZZ	16:52.80	16.0
				20.29	41.48
				33.81	33.94
				34.01	33.84
				34.09	34.90
				34.70	34.27
				34.02	34.62
				34.26	34.52
				32.27	31.05

4	Fungairino, Aitor S	15	MACM-FG	16:58.16	15.0
				29.90	33.02
				34.59	34.87
				34.26	34.11
				33.99	33.97
				34.26	33.85
				34.22	33.44
				34.13	34.05
				33.24	34.28
5	Diaz, Juan G	15	SOFL-FG	17:00.19	14.0
				29.71	32.48
				28.35	38.18
				33.36	33.97
				34.31	34.02
				34.96	34.47
				34.70	34.80
				34.88	35.25
				23.33	44.41
6	Taddonio, Matthew J	16	BRST-FG	17:08.39	13.0
				30.20	32.94
				33.74	33.92
				34.18	34.24
				34.84	34.53
				34.74	34.90
				34.75	35.01
				35.41	34.90
				34.22	31.75
7	Kopecki, Christian J	16	SOFL-FG	17:10.98	12.0
				28.84	32.30
				33.67	33.73
				34.73	34.34
				34.80	35.13
				27.07	43.07
				35.03	34.95
				35.47	34.98
				34.56	33.64
8	Roche, Ricardo	15	SOFL-FG	17:15.59	11.0
				29.90	33.54
				34.36	34.30
				34.58	34.50
				34.58	34.55
				34.71	34.93
				35.20	35.03
				35.51	35.49
				34.97	33.47
9	Danyliv, Orest	16	GRSC-FG	17:17.64	9.0
				30.85	34.03
				34.65	34.38
				34.89	34.68
				34.88	34.82
				34.60	34.43
				34.46	34.65
				35.68	34.69
				35.14	33.63
10	Rodriguez, Fernando	15	MACM-FG	17:32.35	7.0
				31.31	34.33
				34.44	35.56
				34.24	34.61
				35.10	35.13
				35.47	35.80
				35.47	35.73
				35.78	35.42
				35.13	33.69
11	Cassidy, Padraic P	15	AZFL-FG	17:32.41	6.0
				30.13	33.52
				35.00	34.94
				35.55	35.96
				35.79	35.30
				35.87	35.71
				35.84	35.88
				35.75	35.06
				34.55	32.84
12	Vatinelle, Matthieu A	16	AKS-FG	17:34.32	5.0
				31.97	35.53
				26.14	45.29
				35.42	35.44
				35.07	34.92
				35.18	35.35
				35.09	35.27
				35.10	35.51
				34.63	33.31
13	Almagro, Richard	15	GRSC-FG	17:36.36	4.0
				32.54	35.74
				35.96	35.87
				35.50	35.45
				35.51	35.13
				35.19	35.27
				35.01	35.20
				35.29	34.96
				29.11	38.93




2015 FG Senior Championships-CSSC-071715, Sanction #: 072415FGSR-4610

Coral Springs Aquatic Complex

Results

#70 Boys 15-16 1500 Meter Free				19 Alvaro, Alejandro F 15 PST-FG 18:40.73				3 Fisher, Matthew G 18 BRST-FG 16:47.26 16.0			
14 Porto, Kevin	15 SOFL-FG	17:38.32	3.0	31.87	34.44	35.00	35.71	29.28	31.68	32.02	32.86
29.45	33.36	33.70	33.93	36.25	36.26	36.45	36.78	32.83	32.90	33.18	32.98
33.71	34.30	34.50	34.82	37.54	37.27	37.85	37.78	33.30	33.45	28.38	39.56
35.12	35.57	35.18	35.68	37.74	37.97	39.34	38.23	34.06	33.84	33.92	34.10
35.59	35.54	35.69	35.40	38.77	37.49	38.73	37.43	34.48	33.99	34.41	34.19
36.26	36.81	36.55	36.75	24.10	53.68	38.80	38.45	34.24	33.92	34.01	34.68
36.06	37.07	36.25	37.41	38.03	38.04	38.38	37.57	34.59	34.79	31.28	36.70
36.81	36.98	36.76	36.35	38.61	36.17			34.09	33.55		
32.79	33.93			--- Proctor, Noah J 15 MCA-FG DNF				4 Zacka, Edward J 19 ACE-FG 17:02.51 15.0			
				Did not finish				28.96 31.92 33.00 32.86			
15 Padron, Dante A	15 GRSC-FG	17:46.92	2.0	30.53	33.89	18.96		33.12	33.26	33.43	34.18
30.54	33.99	34.48	35.06					34.23	33.84	34.46	34.54
35.30	36.02	35.98	35.44					34.76	34.68	34.48	34.89
36.76	36.79	35.79	35.50	35.29	36.25	37.47	38.25	34.80	35.06	34.85	35.13
36.90	35.48	36.16	36.36	33.45	36.36	1:57.77	46.67	34.58	34.93	34.83	34.48
35.64	36.42	36.08	36.29	--- Kuniy, Fernando 15 UN-FG SCR				34.78 34.62 34.80 34.56			
36.81	35.47	36.08	36.05	--- Fraiman, Elad 16 UN-FG SCR				34.66 33.82			
35.27	35.65	35.40	35.79	#70 Boys 17&O 1500 Meter Free							
35.75	33.67			15:49.99 17&O OLY 2016 Olympic Trials							
				16:38.99 17&O FUT Futures							
				Name Age Team Finals Time							
16 Dodge, Grant D	15 NPB-FG	17:53.89	1.0	1 Lupoli, Franco A 21 UN-FG 16:12.18 FUT				5 Pillado, Austin J 20 UN-FG 17:08.41 14.0			
30.23	33.83	34.40	35.29	28.22	31.38	31.82	32.38	29.74	33.28	33.80	34.26
34.86	34.87	24.70	45.18	32.02	31.98	32.17	31.92	34.01	34.41	34.08	34.05
17.91			35.08	32.02	32.06	31.94	32.42	34.43	34.41	34.76	34.34
35.29	35.42	35.82	36.16	32.41	32.41	32.45	32.33	30.63	39.13	27.15	42.65
19.43			36.76	32.42	32.73	32.81	32.93	32.29	37.24	30.76	38.64
36.99	36.83	36.93	36.81	33.22	32.69	32.97	33.23	34.90	35.07	34.97	34.67
37.35	36.87	37.08	36.81	32.64	33.44	32.78	33.88	30.17	39.40	34.73	34.44
37.21	36.26			32.13	34.38			27.66	38.34		
17 Valenti, Charles C	16 SRQ-FL	18:10.26		2 Cronin, Alex M 17 JDST-FG 16:20.67 FUT				6 Pittman, Andrew C 20 ACE-FG 17:10.29 13.0			
32.97	36.27	36.64	35.90	28.22	32.22	32.78	33.14	29.06	32.72	33.66	33.62
36.77	36.61	36.72	36.41	32.72	33.12	32.69	33.20	33.85	34.27	34.13	34.26
36.89	36.74	37.06	37.52	33.57	32.74	32.74	32.82	34.07	34.57	34.49	34.70
38.22	37.15	37.21	37.64	33.50	33.32	32.95	32.53	30.84	37.84	34.81	34.72
35.44	36.73	35.34	36.20	32.93	33.24	32.69	32.47	34.88	34.92	34.94	34.83
35.97	36.53	36.47	35.58	33.13	32.90	33.13	33.12	35.13	34.75	34.88	35.15
36.26	36.51	36.24	36.21	33.88	32.99	33.05	32.42	34.95	34.94	35.07	34.95
35.84	34.22			32.04	31.42			34.92	34.37		
18 Hamilton, Christian V	16 HAFL-FG	18:11.00		7 Allen, Dylan M 18 SFTL-FG 17:20.91 12.0							
31.72	35.49	37.09	37.09					29.53	32.90	34.21	34.42
37.10	36.53	36.73	36.72					34.64	34.62	34.80	34.57
36.65	36.80	35.72	36.89					34.80	34.59	34.35	34.38
37.15	36.76	36.97	37.25					34.46	34.66	34.94	34.53
37.64	36.59	35.94	37.13					31.80	34.89	35.78	35.77
35.59	36.59	35.99	37.12					35.75	35.90	35.98	36.09
36.26	37.27	36.83	35.83					35.58	35.79	35.99	35.16
36.56	33.00							35.74	34.29		



2015 FG Senior Championships-CSSC-071715, Sanction #: 072415FGSR-4610

Coral Springs Aquatic Complex

Results

(#70 Boys 17&O 1500 Meter Free)


8	Pineiro-Barros, Edua	17 YBC-FG	17:45.17	11.0
	30.80	34.17	34.65	34.85
	34.58	35.61	34.72	35.10
	34.86	36.03	35.43	35.63
	35.57	35.92	35.63	35.75
	35.70	35.99	36.05	36.37
	36.51	36.15	36.38	36.52
	36.51	36.49	36.63	36.30
	36.97	33.30		
9	Drennan, Craig M	19 AKS-FG	17:47.39	9.0
	30.67	34.27	35.08	35.24
	35.43	35.41	35.60	35.48
	36.37	36.04	36.20	36.49
	36.33	36.04	36.38	36.36
	36.62	35.35	36.21	35.75
	35.58	35.63	35.56	35.22
	35.84	35.42	36.21	36.00
	36.09	34.52		
10	Devitt, Graham F	17 SRQ-FL	18:13.14	7.0
	30.90	34.10	35.51	35.58
	36.02	35.83	35.57	35.89
	35.99	36.17	35.68	36.25
	36.15	36.37	36.29	36.76
	37.25	37.10	36.91	37.30
	37.38	36.87	38.10	37.75
	38.15	38.16	38.12	38.59
	37.59	34.81		
11	Gerstein, Brian S	17 GRSC-FG	18:52.84	6.0
	33.27	36.53	36.91	37.54
	36.70	37.84	37.69	38.10
	38.02	38.31	37.72	38.37
	38.32	38.91	38.42	38.46
	37.45	38.31	37.82	38.59
	37.81	38.47	38.21	38.33
	38.61	38.69	37.36	37.64
	38.03	36.41		
---	Medina, Nicolas B	17 PER-ZZ	SCR	
---	Nord, Nicholas F	21 GRSC-FG	SCR	
---	Gomez, Felipe	22 AZFL-FG	SCR	

#71 Girls 400 Meter Medley Relay

FGC Open Rec: 4:07.78 2002 California Aquatics
 Haley Cope, Staciana Winfield, Natalie Coughlin, D
 FGC Record: 4:15.37 2007 Coral Springs Swim Clu
 Leila Vaziri, Julie Stupp, Caroline Kuczynski, Dar
 4:19.39 WCT
 4:22.69 SUJU
 4:33.79 FUT Futures
 5:00.09 SPSE

Team	Relay	Finals Time
1 MS-FG	A	4:25.40 FUT
	Morgan, Dorothy L 18	Valls, Anna C 19
	Kalandiak, Alexa S 19	Valls, Kyla S 16
	32.63	1:07.86 34.24 1:14.77
	29.66	1:04.48 27.84 58.29
2 TPA-FL	A	4:27.84 FUT
	Olivardia, Grace A 15	English, Isabella M 16
	Maiocco, Claire O 16	White, Caroline I 17
	33.42	1:10.14 16.64
	1:26.03	2:00.56 29.25 1:00.50
3 SOFL-FG	A	4:31.64 FUT
	Heron, Kelley E 15	Rodriguez, Jessica 16
	Golding, Kathleen A 14	Oyetunji, Abolade A 15
	32.16	1:07.32 15.51
	19.66	59.84 1:35.52 2:08.97
4 GRSC-FG	A	4:32.49 FUT
	Aulicino, Natalie K 17	Fertel, Kelly A 17
	Santander, Andrea E 13	Urquidi, Nicole P 17
	34.46	1:11.45 35.51 1:15.44
	30.51	1:06.18 28.35 59.42
5 BRST-FG	B	4:35.77 SPSE
	Crino, Rachel P 21	Morales, Frances R 16
	Harrington, Kelly M 17	Dodge, Katelyn M 21
	32.83	1:08.98 37.31 1:21.21
	30.35	1:06.66 28.23 58.92
6 POMP-FG	A	4:38.25 SPSE
	Sizemore, Sloan M 15	Westbrook, Fatimah D 16
	Miyamoto, Victoria C 15	Gest, Kelly E 16
	33.89	1:10.27 25.16
	11.70	54.80 1:35.20 2:08.02
7 MACM-FG	A	4:40.50 SPSE
	Roque, Angelina 15	Vega, Isabella 17
	Bedard-Khalid, Cloe 16	Noya, Arianna 18
	35.21	1:14.28 38.15 1:21.19
	30.75	1:05.91 28.36 59.12

8 BRST-FG	A	4:41.43 SPSE
	Duritsa, Ashley H 15	Roper, Hannah J 20
	Conoscenti, Laura 19	Williams, Jocelyn G 19
	34.86	1:11.95 36.31 1:19.74
	30.71	1:06.35 30.31 1:03.39
9 SOFL-FG	B	4:43.15 SPSE
	Marinheiro, Marcella M 20	Perez, Delanie 15
	Herman, Kylie F 18	Katcher, Olivia E 19
	32.14	1:07.24 21.85
	16.22	1:01.18 1:40.16 2:12.88
10 ACE-FG	A	4:45.23 SPSE
	Panzarino, Sydney L 19	Deveny, Courtney A 19
	Munion, Brooke 20	Shows, Jordan G 19
	34.82	1:11.50 39.86 1:24.54
	31.71	1:09.21 28.54 59.98
11 GRSC-FG	B	4:45.32 SPSE
	Regueira, Nicole 15	Ellis, Brooke N 16
	Mancilla, Alicia 15	Sanchez, Namilla S 17
	37.36	1:16.30 37.80 1:20.91
	30.92	1:07.07 29.47 1:01.04
12 NPB-FG	A	4:45.34 SPSE
	Baldari, Alessandra T 15	Leininger, Tara T 15
	Rubin, Acadia C 15	Sipowski, Shayne N 16
	33.39	1:09.09 38.07 1:22.06
	31.62	1:09.97 30.53 1:04.22
13 AZFL-FG	A	4:45.81 SPSE
	Bucaro, Sophia A 16	Barreto, Aemy A 17
	Ross, Racine E 15	Fiorenzi, Philomena J 19
	35.58	1:14.02 20.59
	17.27	1:00.34 1:38.60 2:10.86
14 CSSC-FG	A	4:47.70 SPSE
	Campo, Stephanie 17	Wilkerson, Rebecca M 18
	Sauer, Lindsey N 18	Gautieri, Nicole R 18
	33.85	1:11.95 15.72
	1:38.10	2:15.36 30.77 1:04.67
15 MS-FG	B	4:48.10 SPSE
	Sanchez, Paloma 15	Giordano, Sophia M 16
	Grussmark, Camryn J 16	Cordes, Hannah Q 15
	34.29	1:12.71 26.97
	10.84	55.35 1:39.30 2:13.07
16 WOW-FG	A	4:52.84 SPSE
	Mutschler, Sydney N 17	Phillips, Lacy F 17
	Ibarrola, Ana M 15	Trieschmann, Hannah C 15
	35.33	1:12.84 40.29 1:25.80
	32.39	1:11.18 29.34 1:03.02



2015 FG Senior Championships-CSSC-071715, Sanction #: 072415FGSR-4610

Coral Springs Aquatic Complex

Results

#71 Girls 400 Meter Medley Relay

17	MACM-FG	B	4:55.19	SPSE
	Vargas, Claudia 16	Perez-Hickman, Andrea 11		
	Peraza, Rachel 17	Robles, Carla A 20		
	35.79	1:15.93	40.42	1:25.74
		15.44	17.79	1:58.08
18	MCA-FG	A	4:58.09	SPSE
	Parrilli, Margot R 14	Lacusky, Sara M 18		
	Proctor, Erin M 17	Fejzuli, Dorian M 14		
	37.17	1:17.87	39.65	1:22.75
	33.29	1:13.42	29.41	1:04.05
---	TPA-FL	B		NS
---	JDST-FG	A		SCR
---	PER-ZZ	A		SCR
	Carrillo, Massie 23	Gallegos, Diana Veronica 1		
	Valle, Alejandra Lucia 20	Malarin, Andrea 17		

#72 Boys 400 Meter Medley Relay

FGC Open Rec: 3:38.37 2002 Circle C Swimming
Neil Walker, Brendan Hansen, Ian Crocker, Nate Dus
FGC Record: 3:45.22 2011 Davie Nadadores Swim
Fernando Ernesto Santos, Felipe Lima, Julio Galofr
3:52.49 WCT
3:56.99 SUJU
4:05.89 FUT Futures
4:32.89 SPSE

Team	Relay	Finals Time
1	AZFL-FG A	3:58.74 FUT
	Alatorre, Fernando 17	Celestin, Tristan 16
	Gonzalez, Mateo 18	Legrand, Jemal E 21
	29.20	1:00.99
	25.76	55.31
	32.69	1:10.04
	24.30	52.40
2	BRST-FG A	3:59.91 FUT
	Landi, Nicholas T 20	Johnston, Johannes E 21
	Williams, Eric S 24	Nolte, John A 20
	29.36	1:00.66
	26.99	58.09
	31.86	1:08.90
	24.29	52.26
3	GRSC-FG A	4:00.31 FUT
	Carter, Nick C 25	Oliva, Jonathan 16
	Cancel, Miguel 15	Gribble, Trahern O 15
	27.11	57.37
	26.53	57.23
	33.22	1:11.02
	25.71	54.69
4	SFTL-FG A	4:02.29 FUT
	Tretyakov, Nikita 16	Kertesz, Kristof 21
	Marcoux, Raphael 17	Marcoux, Philippe 16
	28.10	57.70
	26.66	58.35
	33.47	1:12.70
	53.54	

5	MS-FG	A	4:02.76	FUT
	Colmenares, Carlos E 16	Junghahn, Nicolas A 19		
	Fernandes, Guy G 18	Reid, Alexander J 18		
	29.37	1:01.44		24.71
	1:10.06	1:42.58		54.03
6	MACM-FG	B	4:05.25	FUT
	Fungairino, Aitor S 15	Lima, Bernardo B 18		
	Arrieta, Alexander A 17	Faucher, Diego 16		
	29.67	1:02.20		30.85
	27.55	59.59		26.77
				56.39
7	TPA-FL	A	4:06.64	SPSE
	Reuter, George P 16	Lobrutto, Derek J 17		
	Refaat, Seif E 16	Gawronski, Reese T 15		
	29.13	1:01.79		32.76
	27.30	58.33		26.78
				55.28
8	MACM-FG	A	4:07.36	SPSE
	De Pawlikowski, Boleck 18	Perez, Joseph 17		
	Carriazo, Alejandro 16	Moya, Adrian 16		
	29.30	1:01.27		33.50
	27.24	59.10		25.67
				55.51
9	SOFL-FG	A	4:07.80	SPSE
	Diaz-Velasco, Esteban 16	Rojas, Marc A 21		
	Asnis, Maximilian S 15	Capote, Ryan A 17		
		1:03.15		31.40
	28.00	1:00.72		25.16
				54.82
10	GRSC-FG	B	4:13.44	SPSE
	Oberndorfer, Nicolas 18	Moreno, Cole O 17		
	Nord, Nicholas F 21	Danyliv, Orest 16		
	30.83	1:04.02		34.91
	26.94	58.75		26.93
				56.62
11	AZFL-FG	B	4:14.63	SPSE
	Lares, Andres A 15	Cantu, Francisco 16		
	Lobaton Vargas, Daniel 17	Cantu, David 19		
	30.56	1:03.30		33.21
	28.97	1:02.56		27.17
				56.08
12	CSSC-FG	A	4:14.98	SPSE
	Payamps, Giancarlo 17	Yamamoto, Henrique A 17		
	Pierce, Bryce E 18	Ferrara, Nico J 15		
	30.44	1:04.70		34.94
	27.16	58.93		26.59
				55.38
13	MS-FG	B	4:17.83	SPSE
	Junghahn, Matias 16	Urrutia, Felipe 15		
	Soto, Anthony 20	Hicks, Mark S 18		
	32.67	1:08.04		33.83
	26.55	59.34		26.56
				56.85

14	SOFL-FG	B	4:18.71	SPSE
	Porto, Kevin 15	Marin, Ervin 15		
	Diaz, Juan G 15	Roche, Ricardo 15		
	30.91	1:04.15		15.45
	1:25.69	1:59.84		27.89
				59.27
15	SRQ-FL	A	4:20.96	SPSE
	Kesten, Connor S 15	Lijoi, Vincent F 17		
	Smith, Theodore C 16	Mattheys, Gary-paige 15		
	32.48	1:06.35		35.17
	28.68	1:02.06		26.85
				57.21
16	SRQ-FL	B	4:32.99	2.0
	Bokelmann, Wesley A 15	Reynolds, Hunter J 15		
	Komarov, Daniel J 16	Krieg, Jacob D 17		
	33.26	1:07.59		37.84
	30.92	1:06.96		27.34
				57.94
17	WOW-FG	A	4:38.04	
	Boswell, Wyatt P 16	Cioffi, Christian J 17		
	Wells, David R 16	Smith, Dean S 15		
	33.44	1:09.69		37.21
	30.32	1:07.44		28.70
				1:01.06
---	BRST-FG	B		DQ
	No Show Penalty Event - Misc			
	Oakes, Malachi D 22	Colaiacova, Samuel A 18		
	Bean, Clifford B 19	Fisher, Matthew G 18		
	31.67	1:07.25		34.25
	31.77	1:08.60		30.15
				1:04.59
---	SAS-FG	A		NS
---	WASC-FG	A		NS
---	LLL-FG	A		NS
	Pisani, William J 17	Rintel, Andreas 18		
	Rahrig, Michael T 18	Abdelraouf, Yousef E 17		
---	ACE-FG	A		NS
---	PER-ZZ	A		SCR
	Mitsumasu, Daniel 21	Won, Santiago 21		
	Medina, Nicolas B 17	Arispe, Sebastian 22		
---	JDST-FG	A		SCR
---	YBC-FG	A		SCR

