

2015 Coral Springs Open Invitational-CSSC-051615, S#: FGI051615CSSC-B-1

Coral Springs Aquatic Complex

Psych Sheet

#1 Girls 10 & Under 200 LC Meter IM

**FGC Open Rec:** 2:34.85 2014 **Meghan Lynch**  
**FGC Record:** 2:39.46 1991 **Luciana Genova**  
 2:51.39 AAAA  
 3:00.19 AAA  
 3:08.89 AA  
 3:17.59 A  
 3:21.59 FGJO  
 3:43.89 BB  
 4:10.09 B

Name	Age	Team	Seed Time	
1 Barnhardt, Rylie	10	AZFL-FG	2:58.16	AAA
2 Fernandez, Mich	10	HSC-FG	3:00.00	AAA
3 Botting, Riley E	10	CSSC-FG	3:04.61	AA
4 Levin, Rebeca	10	SF-FG	3:14.83	A
5 Rilo, Illari	10	SUN-FG	3:23.69	BB
6 Yordi, Rachel	10	NMST-FG	3:24.02	BB
7 Levin, Sara	8	SF-FG	3:24.50	BB
8 Lopez-Diaz, Emi	10	YBC-FG	3:26.47	BB
9 Kennedy, Lauren	9	SF-FG	3:26.90	BB
10 Gonzalez, Paola	9	UN-BG-FG	3:37.10	BB
11 Renaud, Jade	9	SF-FG	4:10.79	
12 Yordi, Rebecca	10	NMST-FG		NT
13 Badell, Eugenia	10	NMST-FG		NT
14 Sosa, Ariana	9	SF-FG		NTY
15 Kanter, Ava	9	SF-FG		NT
16 James, Madi G	10	BGS-FG		NT
17 Baucells, Angeli	9	BGS-FG		NT
18 Chandler, Eliza J	9	MS-FG		NT
19 McCormick, Rile	10	CSSC-FG		NT
20 Palacios, Nicole	10	CSSC-FG		NT
21 Ward, Payton A	10	CSSC-FG		NT
22 Bonney, Macken	8	CSSC-FG		NT
23 Armbruster, Kait	10	CSSC-FG		NT
24 Bonasera, Kaitly	9	CSSC-FG		NT
25 Holmes, Willow	10	CSSC-FG		NT
26 Robertson, Emily	10	CSSC-FG		NT
27 Olson, Elisabeth	10	CSSC-FG		NT
28 Tauzer, Sarah A	9	CSSC-FG		NT

#2 Boys 10 & Under 200 LC Meter IM

**FGC Open Rec:** 2:37.38 2010 **Alberto Gomez**  
**FGC Record:** 2:37.38 2010 **Alberto Gomez**  
 2:51.19 AAAA  
 2:59.79 AAA  
 3:08.29 AA  
 3:16.89 A  
 3:24.89 FGJO  
 3:42.49 BB  
 4:08.09 B

Name	Age	Team	Seed Time	
1 Rodriguez, Agus	10	HSC-FG	2:56.11	AAA
2 Leal, Samuel A	10	BGS-FG	3:21.29	FGJO

3 Lopez-Casula, M	10	HSC-FG	3:28.14	BB
4 Gonzalez, Georg	7	UN-BG-FG	3:30.10	BB
5 Aguirre, Jorge A	10	SF-FG	3:56.33	B
6 DeBlasis, Jordan	10	SF-FG		NT
7 Touya, Fabrice	10	BGS-FG		NT
8 Rivas, Fabio A	9	HSC-FG		NT
9 Fermin, Tomas E	9	MBS-FG		NT
10 Alvarez, Alejand	10	CSSC-FG		NT
11 Ruf, Justin T	10	CSSC-FG		NT
12 Savino, Sebastiar	9	CSSC-FG		NT
13 Opperman, Rafac	10	CSSC-FG		NT
14 Armbruster, Tyle	8	CSSC-FG		NT
15 McCracken, Ben	9	CSSC-FG		NT
16 Pokatragool, Pete	10	CSSC-FG		NT

#3 Girls 11-12 200 LC Meter IM

**FGC Open Rec:** 2:25.04 2007 **Chelsea Britt**  
**FGC Record:** 2:23.20 2006 **Lauren Driscoll**  
 2:36.29 AAAA  
 2:43.79 AAA  
 2:51.19 AA  
 2:58.59 A  
 3:02.59 FGJO  
 3:13.49 BB  
 3:28.39 B


Name	Age	Team	Seed Time	
1 Gooding, Adrian	11	AZFL-FG	2:44.38	AA
2 Kozel, Madison t	12	AZFL-FG	2:44.65	AA
3 Acosta, Claudia	12	HSC-FG	2:47.19	AA
4 Taylor, Isabella I	12	HAT-FG	2:53.67	A
5 Kauffman, Ruthi	12	NMST-FG	2:55.26	A
6 Bannister, Lalain	11	SUN-FG	2:57.60	A
7 Iglesias, Lily	11	MS-FG	2:57.86	A
8 Schleicher, Mallc	11	SUN-FG	2:58.60	FGJO
9 Garcia, Giulianni	11	CSSC-FG	2:59.32	FGJO
10 Trodick, Samantl	12	SUN-FG	2:59.88	FGJO
11 Lesentier, Jacque	12	NMST-FG	3:05.29	BB
12 Gonzalez, Shann	12	HSC-FG	3:09.60	BB
13 Fowler, Faith E	11	CSSC-FG	3:10.45	BB
14 Kennedy, Kaycie	11	SF-FG	3:11.27	BB
15 Belezny, Flora	12	SAS-FG	3:13.34	BB
16 Backer, Taylor R	12	AKS-FG	3:15.40	B
17 Castillo, Gabi N	12	BRST-FG	3:15.94	B
18 Schimansky, Sara	12	CSSC-FG	3:16.86	B
19 Chandler, Ava C	12	MS-FG	3:17.85	B
20 Fors, Helen	11	HSC-FG	3:19.00	B
21 Avellaneda, Sofia	11	SUN-FG	3:22.79	B
22 Shearer, Anabela	11	SUN-FG	3:25.99	B
23 Leon, Valerie L	12	SF-FG	3:31.81	
24 Barraque, Toscan	12	AKS-FG	3:32.33	
25 Dattile, Briana E	11	CSSC-FG	3:34.28	
26 Virgin, Cara P	11	CSSC-FG	3:34.41	
27 Deo, Alana E	11	AKS-FG	3:34.61	
28 Ferraro, Sophia	11	MWA-FG	3:46.09	

29 Nagy, Ashley J	11	CSSC-FG	3:55.17	
30 Suglio, Lauren N	11	CSSC-FG	4:05.62	
31 Laplant, Sara E	11	CSSC-FG	4:15.86	
32 Matera, Baylee I	12	FLA-FG	4:26.33	
33 Longman, Noa S	11	NMST-FG		NT
34 Sosa, Arizel	11	SF-FG		NTY
35 Swicegood, Laur	11	BGS-FG		NT
36 Vazquez, Jennife	11	HSC-FG		NT
37 Murphy, Georgia	12	MS-FG		NT
38 Amon, Kayla	11	YBC-FG		NT
39 Christianson, Kai	11	YBC-FG		NTY
40 Gandolfo, Krysta	11	MBS-FG		NT
41 Gomez, Camila	12	MBS-FG		NT
42 Candido, Amber	11	CSSC-FG		NT
43 Kasperski, Anna	12	CSSC-FG		NT
44 Pinilla, Kelly M	11	CSSC-FG		NT
45 Barrios, Sofia	11	CSSC-FG		NT

#4 Boys 11-12 200 LC Meter IM

**FGC Open Rec:** 2:12.30 2002 **Andrew Davidson**  
**FGC Record:** 2:20.66 2008 **Quinn Cassidy**  
 2:32.49 AAAA  
 2:40.29 AAA  
 2:48.09 AA  
 2:55.89 A  
 3:03.89 FGJO  
 3:11.39 BB  
 3:26.99 B

Name	Age	Team	Seed Time	
1 Lares, Sebastian	11	AZFL-FG	2:46.74	AA
2 Meyer, Alexande	12	CSSC-FG	2:48.81	A
3 Valdes, Victor M	11	HSC-FG	2:49.35	A
4 Beron-Vera, Pedr	12	MS-FG	2:52.21	A
5 Gonzalez, David	12	AZFL-FG	2:52.32	A
6 Lopez, Jose C	12	MS-FG	2:52.77	A
7 Roach, Ethan M	12	SAS-FG	2:53.67	A
8 Efimov, Nikita A	11	NMST-FG	2:54.20	A
9 Quijada, Daniel	12	HSC-FG	2:54.45	A
10 Gonzalez, Brian	11	CSSC-FG	3:01.02	FGJO
11 Martinez, AJ	11	NMST-FG	3:02.71	FGJO
12 Lesentier, Luca	11	NMST-FG	3:04.89	BB
13 Sosa, Michael J	12	HSC-FG	3:05.00	BB
14 Valdivia, Dylan I	12	MS-FG	3:05.23	BB
15 Cera, Rafael	12	HSC-FG	3:05.68	BB
16 Tarafa, Matthew	11	HSC-FG	3:09.90	BB
17 Gomez, Javier E	11	MS-FG	3:11.50	B
18 Marks, Connor N	12	CSSC-FG	3:16.95	B
19 Forman, Andrew	12	HAT-FG	3:17.71	B
20 Chin, Cody C	12	CSSC-FG	3:37.87	
21 Shikhaleev, Mish	11	CSSC-FG	3:58.05	
22 Aversa, Harris	11	SF-FG		NT
23 Hall, Luke A	12	BGS-FG		NT
24 Marrero, Javier	12	BGS-FG		NT
25 Nguyen, Ricky	12	BGS-FG		NT



2015 Coral Springs Open Invitational-CSSC-051615, S#: FGI051615CSSC-B-1

Coral Springs Aquatic Complex

Psych Sheet

#4 ... (Boys 11-12 200 LC Meter IM)

26	Johnston, Owen	11	YBC-FG	NT
27	Zamojski, Arthur	11	FLA-FG	NT
28	Bonasera, Jason	12	CSSC-FG	NT
29	Olson, William P	11	CSSC-FG	NT
30	Ferrara, Luc M	11	CSSC-FG	NT
31	Brander, Ryan J	11	CSSC-FG	NT
32	Louis-Jeune, Dar	11	CSSC-FG	NT
33	Rummel, Jack A	12	CSSC-FG	NT
34	Ward, Wilson T	11	UN-CS-FG	NT

#5 Girls 13 & Over 200 LC Meter IM

<b>13-14 FGC Op:</b>	<b>2:16.27</b>	<b>2009</b>	<b>Lindsey McKnight</b>
<b>13-14 FGC Re:</b>	<b>2:16.27</b>	<b>2009</b>	<b>Lindsey McKnight</b>
	<b>2:29.69</b>	<b>13-14 AAAAA</b>	
	<b>2:36.79</b>	<b>13-14 AAA</b>	
	<b>2:43.89</b>	<b>13-14 AA</b>	
	<b>2:50.99</b>	<b>13-14 A</b>	
	<b>2:50.99</b>	<b>13-14 FGJO</b>	
	<b>3:05.29</b>	<b>13-14 BB</b>	
	<b>3:19.49</b>	<b>13-14 B</b>	


Name	Age	Team	Seed Time
1 Morgan, Laine L	18	MS-FG	2:20.40
2 MacNeil, Maggie	15	LAC	2:23.22
3 Goodwin, Darby	18	SAS-FG	2:25.30
4 Smiddy, Rose K	16	AKS-FG	2:26.22
5 Korb, Tiffany L	15	SAS-FG	2:28.46
6 Allen, Jessica	15	LAC	2:30.01
7 Cordes, Hannah	15	MS-FG	2:31.23
8 Mullen, Marin E	17	SAS-FG	2:33.34
9 Langham, Menle	15	LAC	2:35.01
10 Reuter, Megan B	19	BRST-FG	2:35.17
11 Virgin, Hannah E	14	CSSC-FG	2:35.61 AAA
12 McKenna, Thea F	14	HAT-FG	2:36.15 AAA
13 Sauer, Lindsey N	18	CSSC-FG	2:36.48
14 Brannan, Mariss	15	HAT-FG	2:36.62
15 Schimansky, Me	15	CSSC-FG	2:36.86
16 Sanchez, Paloma	15	MS-FG	2:38.21
17 Dangond, Manue	15	MS-FG	2:38.49
18 Ballestas, Emma	14	MS-FG	2:38.61 AA
19 Bucaro, Sarah M	15	AZFL-FG	2:38.74
20 Biro, Delaney P	13	CSSC-FG	2:40.99 AA
21 Belcik, Bridget A	19	BRST-FG	2:43.29
22 Kennedy, Jodi	13	SF-FG	2:43.47 AA
23 Fernandez, Gabri	14	HSC-FG	2:44.03 A
24 Jerew, Hailey R	14	AKS-FG	2:44.06 A
25 McCartin, CJ J	17	SAS-FG	2:44.66
26 Perma, Sabrina I	15	UN-BG-FG	2:45.00
27 Grabow, Jade L	16	HAT-FG	2:45.10
28 Harrington, Kelly	17	BRST-FG	2:45.22
29 Seto, Tiffany	14	SF-FG	2:46.49 A
30 Jones, Acacia L	14	CSSC-FG	2:49.78 A
31 Beltrano, Gabby	13	CSSC-FG	2:50.35 A

32	Morales, Frances	16	BRST-FG	2:50.83
33	Botting, Rachel I	13	CSSC-FG	2:50.92 A
34	Sauer, Kristin A	16	CSSC-FG	2:51.46
35	Giordano, Sophie	16	MS-FG	2:51.97
36	Cordoba, Brooke	13	CSSC-FG	2:52.95 BB
37	Tran, Stephanie	14	SUN-FG	2:52.97 BB
38	Amon, Ashlynn	14	YBC-FG	2:54.01 BB
39	Capalbo, Solana	13	AZFL-FG	2:54.62 BB
40	Korb, Gaby C	13	SAS-FG	2:54.94 BB
41	Fajardo, Dominic	15	CSSC-FG	2:55.26
42	Beleznay, Maya	13	SAS-FG	2:55.91 BB
43	Grabow, Chloe L	14	HAT-FG	2:57.59 BB
44	Noyola, Lauren I	14	CSSC-FG	2:57.64 BB
45	Johnson, Hayley	16	BRST-FG	2:57.94
46	Mirabal, Nora	13	UN-AZ-FG	2:59.12 BB
47	Aponte, Madison	14	AZFL-FG	2:59.49 BB
48	Keung, Meggie S	15	AZFL-FG	3:01.96
49	MacKenzie-Law	14	YBC-FG	3:02.41 BB
50	Smith, Selena	14	SF-FG	3:05.10 BB
51	Iskandarani, May	16	MS-FG	3:06.42
52	Digulla, Megan C	20	BRST-FG	3:07.22
53	Bérubés8sb7sm8	19	GO	3:07.62
54	Parsons, Camila	13	CSSC-FG	3:11.40 B
55	Pierce, Jordanna	14	BGS-FG	3:19.59
56	Benguria, Daniel	14	HSC-FG	3:20.76
57	Viner, Sophia J	13	CSSC-FG	3:28.15
58	Reta, Oriana A	13	MBS-FG	3:34.50
59	Garcia, Madelyn	13	CSSC-FG	3:42.66
60	Kish, Sophia E	13	NMST-FG	NT
61	Garcia, Gabi A	13	BGS-FG	NT
62	Annis, Jamie R	13	HAT-FG	NTY
63	Koch, Ellie	13	YBC-FG	NT
64	Modrak, Allyson	14	YBC-FG	NT
65	Riley, Elizabeth I	13	YBC-FG	NTY
66	Bagiotti, Juliann	15	YBC-FG	NTY
67	Ruiz, Flavia L	16	YBC-FG	NTY
68	Aleman, Isabell	15	YBC-FG	NTY
69	Castedo, Petra	15	FLA-FG	NT
70	Levit, Michaela	16	FLA-FG	NT
71	Glanzman, Naor	13	BRST-FG	NT
72	Bremer, Victoria	13	BRST-FG	NTY
73	Anthony, Larissa	15	BRST-FG	NT
74	Borges, Gaby S	14	AKS-FG	NT
75	Gatlin, Julianna	13	CSSC-FG	NT
76	Chiarella, Daria	16	CSSC-FG	NT
77	Reposa, Olivia	13	CSSC-FG	NT

#6 Boys 13 & Over 200 LC Meter IM

<b>13-14 FGC Op:</b>	<b>2:10.56</b>	<b>2014</b>	<b>Vance Sanders</b>
<b>13-14 FGC Re:</b>	<b>2:09.85</b>	<b>2014</b>	<b>Alberto Gomez</b>
	<b>2:20.29</b>	<b>13-14 AAAAA</b>	
	<b>2:26.99</b>	<b>13-14 AAA</b>	
	<b>2:33.69</b>	<b>13-14 AA</b>	
	<b>2:40.39</b>	<b>13-14 A</b>	
	<b>2:40.39</b>	<b>13-14 FGJO</b>	
	<b>2:53.69</b>	<b>13-14 BB</b>	
	<b>3:07.09</b>	<b>13-14 B</b>	

Name	Age	Team	Seed Time
1 Pigot, Diguana D	20	MS-FG	2:09.44
2 Horrego, Julio A	16	HSC-FG	2:10.84
3 Alatorre, Fernan	16	AZFL-FG	2:10.88
4 Araya, Esteban	18	UN-AZ-FG	2:11.04
5 Landi, Nicholas	20	BRST-FG	2:12.76
6 Reid, AJ J	18	MS-FG	2:13.11
7 Sharp, Nick R	16	SAS-FG	2:13.81
8 Zylberberg, Noa	16	SAS-FG	2:14.50
9 Pigot, Zu Z	18	MS-FG	2:14.55
10 Fernandes, Guy C	18	MS-FG	2:14.78
11 Byshnev, Konsta	19	BRST-FG	2:15.96
12 Junghahn, Matia	16	MS-FG	2:16.59
13 Urrutia, Felipe	15	MS-FG	2:18.49
14 Nolte, John A	20	BRST-FG	2:18.66
15 Utz, Joaquin A	16	BGS-FG	2:19.01
16 Smutny, Luke R	16	AKS-FG	2:20.76
17 Yamamoto, Henr	17	CSSC-FG	2:20.80
18 Johnston, Johann	21	BRST-FG	2:21.86
19 Lauzurique, Mar	15	UN-BG-FG	2:22.10
20 Kotikovski, Elvis	13	AZFL-FG	2:24.18 AAA
21 Torres, John	14	UN-BG-FG	2:24.40 AAA
22 Fraiman, Elad	16	UN-AZ-FG	2:27.08
23 Fregosi, Carson C	16	SAS-FG	2:27.90
24 Rivero, Bryan O	13	HSC-FG	2:28.86 AA
25 Bastian, Izaak Z	14	SAS-FG	2:29.13 AA
26 Gutierrez, Chris	16	BGS-FG	2:29.46
27 Roth, Quinn A	15	SF-FG	2:32.81
28 Vivas, Martin	16	YBC-FG	2:33.55
29 Anzola, Enrique	16	AKS-FG	2:34.64
30 Gil, Drake E	14	BRST-FG	2:34.65 A
31 Tran, Vincent	16	SUN-FG	2:35.16
32 Tattou, Kyle V	15	SAS-FG	2:35.21
33 Medina, Josten V	15	MS-FG	2:35.23
34 Beron-Vera, Panc	14	MS-FG	2:35.81 A
35 Liraz, Tom	14	YBC-FG	2:35.98 A
36 Rose, Keegan S	14	BGS-FG	2:36.31 A
37 Furman, Henry A	16	BRST-FG	2:36.47
38 Rodriguez, Aaror	13	HSC-FG	2:37.23 A
39 Fernandez, Mich	13	HSC-FG	2:37.27 A
40 Cardozo, Joseph	16	BGS-FG	2:37.39
41 Lara, Ronald J	16	SWAT-FG	2:38.89
42 Taddonio, Matt J	16	BRST-FG	2:39.74



## 2015 Coral Springs Open Invitational-CSSC-051615, S#: FGI051615CSSC-B-1

## Coral Springs Aquatic Complex

## Psych Sheet

## #6 ... (Boys 13 &amp; Over 200 LC Meter IM)

43	Ferrara, Nico J	15	CSSC-FG	2:40.20	
44	Garcia, Andres P	14	UN-HS-FG	2:41.30	BB
45	Calle, Santiago	15	SWAT-FG	2:42.66	
46	Llamo, Brian	18	NMST-FG	2:42.70	
47	Montejo, Orlando	13	MS-FG	2:44.07	BB
48	Banciella, Reid A	13	MS-FG	2:44.59	BB
49	Manrique, Sebas	15	YBC-FG	2:46.35	
50	McKeon, Andres	13	CSSC-FG	2:48.82	BB
51	Cordova, Rene	15	YBC-FG	2:49.23	
52	Machado, Lester	14	HSC-FG	2:49.26	BB
53	Tortola, Cristian	13	UN-AZ-FG	2:49.92	BB
54	Block, Josh M	14	NMST-FG	2:51.10	BB
55	Amor, Matthew	13	UN-HS-FG	2:53.45	BB
56	Lugones, Abraha	14	HSC-FG	2:54.43	B
57	McCormick, San	13	CSSC-FG	2:54.87	B
58	Trimble, Gregory	13	CSSC-FG	2:56.14	B
59	Wood, Christian	15	BRST-FG	2:57.49	
60	Franzino, Patrick	13	CSSC-FG	2:57.85	B
61	Taddonio, Camer	14	BRST-FG	2:58.21	B
62	Hopkins, Dennis	16	CSSC-FG	2:59.01	
63	Oliver, Kyle C	14	CSSC-FG	2:59.35	B
64	Turban, Jean Che	16	AKS-FG	2:59.56	
65	Castillo, Nico A	15	BRST-FG	3:00.12	
66	Mourraille, Marc	15	BGS-FG	3:01.12	
67	Oliver, Noah H	16	AKS-FG	3:01.70	
68	Schleicher, Bran	14	SUN-FG	3:02.66	B
69	Miller, Maxwell	14	YBC-FG	3:03.29	B
70	Ochoa, Felipe	15	BGS-FG	3:03.44	
71	Costello, Pat M	17	BRST-FG	3:13.75	
72	Squartino, Salvat	14	SF-FG	3:15.15	
73	Garber, Joshua E	16	CSSC-FG	3:17.58	
74	Deybach, Alex	14	MBS-FG	3:18.99	
75	Quesada-Amor, J	13	UN-HS-FG	3:21.46	
76	Estevez, Diego I	13	YBC-FG	3:23.76	
77	Michelena, Osca	14	SUN-FG	3:29.95	
78	Genz, David	15	BRST-FG	3:40.24	
79	Lucas, Jesus M	13	NMST-FG		NT
80	Reveron, Claudi	13	NMST-FG		NT
81	Gonzalez, Alejan	15	SWAT-FG		NT
82	Cuellar, Lemuel	15	SWAT-FG		NT
83	Hall, Zachri M	14	BGS-FG		NT
84	Sanchez, Alex A	15	MS-FG		NT
85	Borrone, Mario J	13	YBC-FG		NT
86	Gallet, James D	14	YBC-FG		NTY
87	Hebden, Marcus	13	BRST-FG		NT
88	Serruya, Uri	20	MBS-FG		NT
89	Hemmerde, Adri	17	MBS-FG		NT
90	De Sousa, Anton	13	MBS-FG		NT
91	Irwin, Justin D	14	CSSC-FG		NT
92	Hernandez, Kalv	14	CSSC-FG		NT
93	Payamps, GianC	16	CSSC-FG		NT
94	Blanco, David A	13	CSSC-FG		NT

## #7 Girls 10 &amp; Under 50 LC Meter Butterfly

<b>FGC Open Rec:</b>	<b>31.39</b>	<b>1991</b>	<b>Luciana Genova</b>
<b>FGC Record:</b>	<b>32.07</b>	<b>1991</b>	<b>Luciana Genova</b>
	<b>35.09</b>	<b>AAAA</b>	
	<b>37.19</b>	<b>AAA</b>	
	<b>39.39</b>	<b>AA</b>	
	<b>41.49</b>	<b>A</b>	
	<b>42.49</b>	<b>FGJO</b>	
	<b>47.89</b>	<b>BB</b>	
	<b>54.39</b>	<b>B</b>	


Name	Age	Team	Seed Time	
1	Fernandez, Mich	10	HSC-FG	36.27 AAA
2	Troccoli, Isa M	10	SUN-FG	40.77 A
3	McCormick, Rile	10	CSSC-FG	41.17 A
4	Robertson, Emily	10	CSSC-FG	41.30 A
5	Yordi, Rachel	10	NMST-FG	41.40 A
6	Dinehart, Elena S	10	AKS-FG	42.19 FGJO
7	Smutny, Maddie	9	AKS-FG	43.39 BB
8	Baucells, Angelir	9	BGS-FG	43.46 BB
9	Olson, Elisabeth	10	CSSC-FG	43.57 BB
10	Gersper, Aspen J	9	SAS-FG	43.71 BB
11	Ward, Payton A	10	CSSC-FG	44.89 BB
12	Rilo, Illari	10	SUN-FG	45.08 BB
13	Nieto, Bianca G	8	UN-01-FG	45.27 BB
14	Chandler, Eliza J	9	MS-FG	46.82 BB
15	Chinogwenya, N	10	SF-FG	47.19 BB
16	Portik-Gergely, K	9	BEST-FG	48.16 B
17	James, Madi G	10	BGS-FG	48.59 B
18	Wells, Hailey I	10	CSSC-FG	48.59 B
19	Moreno, Sofia	8	UN-01-FG	50.44 B
20	Udell, Stephanie	9	AZFL-FG	51.70 B
21	Meyer, Camryn I	8	CSSC-FG	52.06 B
22	Yordi, Rebecca	10	NMST-FG	52.75 B
23	Collie, Samantha	10	AZFL-FG	53.13 B
24	Mirones, Cecilia	9	SUN-FG	53.97 B
25	Holmes, Willow	10	CSSC-FG	55.31
26	Bonasera, Kaitly	9	CSSC-FG	55.80
27	Gedeon, Anais	7	NMST-FG	56.33
28	Landron, Teresa I	10	SUN-FG	56.42
29	Kanter, Ava	9	SF-FG	56.56
30	Macedo, Nicole	8	UN-01-FG	58.04
31	Bellardi, Nicole J	10	AZFL-FG	59.36
32	Schleicher, Carle	9	SUN-FG	1:00.83
33	Acebo, Gabi O	10	BGS-FG	1:03.50
34	Olmo, Charlotte	8	UN-01-FG	1:06.97
35	Soronmu, Maya J	9	SF-FG	1:08.13
36	Levin, Sara	8	SF-FG	1:13.38
37	Badell, Eugenia	10	NMST-FG	NT
38	Banks, Brooklyn	10	SF-FG	NTY
39	Renaud, Eva	10	SF-FG	NTY
40	McLemore, Merc	10	BEST-FG	NT
41	McLemore, Taw	9	BEST-FG	NT
42	Echeumuna, Sop	8	AZFL-FG	NT

43	Anton, Sidney	8	AZFL-FG	NT
44	Goldstein, Joey M	10	UN-AZ-FG	NT
45	Rosano, Anavero	9	UN-01-FG	NT
46	Chacon, Emilian	8	UN-01-FG	NT
47	Cope, Rosie Q	8	BGS-FG	NT
48	Sanford, Charlie	10	HAT-FG	NTY
49	Levine, Taylor	10	YBC-FG	NTY
50	Wimmer, Astrid	10	YBC-FG	NT
51	Zaparegos, Stam	8	BRST-FG	NT
52	Alsup, Evelyn R	9	MBS-FG	NT
53	Vazquez-Quiroga	9	MWA-FG	NT
54	Butler, Brooke M	9	CSSC-FG	NT
55	Suarez, Rhanica C	8	CSSC-FG	NT

## #8 Boys 10 &amp; Under 50 LC Meter Butterfly

<b>FGC Open Rec:</b>	<b>32.47</b>	<b>2009</b>	<b>Jackson DeFore</b>
<b>FGC Record:</b>	<b>30.65</b>	<b>1990</b>	<b>Jason Gagnon</b>
	<b>34.99</b>	<b>AAAA</b>	
	<b>36.89</b>	<b>AAA</b>	
	<b>38.89</b>	<b>AA</b>	
	<b>40.89</b>	<b>A</b>	
	<b>42.89</b>	<b>FGJO</b>	
	<b>46.79</b>	<b>BB</b>	
	<b>52.79</b>	<b>B</b>	

Name	Age	Team	Seed Time	
1	Rodriguez, Agus	10	HSC-FG	35.57 AAA
2	Echeumuna, Luc	9	AZFL-FG	36.65 AAA
3	Dulieu, Diego R	10	AZFL-FG	39.50 A
4	Leal, Samuel A	10	BGS-FG	39.50 A
5	Lopez-Casula, M	10	HSC-FG	40.42 A
6	Alvarez, Alejand	10	CSSC-FG	43.86 BB
7	Uglanov, Ivan	10	HAT-FG	45.63 BB
8	Beleznay, Andre	10	SAS-FG	47.33 B
9	Savino, Sebastiar	9	CSSC-FG	47.89 B
10	Carbone, Santiag	10	NMST-FG	48.05 B
11	Kim, Stephen	9	YBC-FG	48.20 B
12	Ambruster, Tyle	8	CSSC-FG	50.56 B
13	D'Avi, Thomas J	9	YBC-FG	54.15
14	Cayetano, Benjar	10	YBC-FG	55.10
15	Kustin, Quinn H	10	HAT-FG	55.52
16	Rilo, Ares A	7	SUN-FG	57.03
17	Opperman, Luca	9	CSSC-FG	57.50
18	Hau, Christopher	10	SF-FG	57.75
19	Lobaton Vargas,	9	AZFL-FG	1:03.02
20	Shearer, Mateo	9	SUN-FG	1:07.75
21	Reta, Ethan R	10	MBS-FG	1:20.02
22	Barreto, Joshua	7	NMST-FG	NT
23	Hau, Derek	7	SF-FG	NTY
24	Ros, Daniel	10	SF-FG	NT
25	DeBlasis, Jordan	10	SF-FG	NT
26	Portik-Gergely, F	8	BEST-FG	NT
27	Bencie, Brian M	10	BEST-FG	NT
28	Bueno, Brandon	9	UN-01-FG	NT
29	Guerrero, Fabio	9	UN-01-FG	NT



2015 Coral Springs Open Invitational-CSSC-051615, S#: FGI051615CSSC-B-1

Coral Springs Aquatic Complex

Psych Sheet

#8 ... (Boys 10 & Under 50 LC Meter Butterfly)

30	Burgos, Jonathan	10	UN-01-FG	NT
31	Caldeira de Andr	10	UN-01-FG	NT
32	Moreno, Diego	10	UN-01-FG	NT
33	Leon, Leonardo	10	UN-01-FG	NT
34	Bailey, Lucas A	8	SAS-FG	NT
35	Johnson, Marcus	9	BRST-FG	NT
36	Gomez, Lautaro	10	MBS-FG	NT
37	Reus, Julius A	8	MBS-FG	NT
38	Baltodano, Mich	9	MBS-FG	NT
39	Musa, Farouk	7	HAT-FG	NT
40	Ruf, Justin T	10	CSSC-FG	NT
41	Tan, Matthew W	9	CSSC-FG	NT
42	NG, Evan	9	CSSC-FG	NT

#9 Girls 11-12 50 LC Meter Butterfly

<b>FGC Open Rec:</b>	<b>29.11</b>	<b>2005</b>	<b>Lauren Harrington</b>
<b>FGC Record:</b>	<b>29.57</b>	<b>2009</b>	<b>Megan Moroney</b>
	<b>31.29</b>	<b>AAAA</b>	
	<b>32.79</b>	<b>AAA</b>	
	<b>34.29</b>	<b>AA</b>	
	<b>35.79</b>	<b>A</b>	
	<b>36.79</b>	<b>FGJO</b>	
	<b>38.79</b>	<b>BB</b>	
	<b>41.79</b>	<b>B</b>	

Name	Age	Team	Seed Time
1 Banks, Gabriann	12	HAT-FG	33.03 AA
2 Kozel, Madison t	12	AZFL-FG	34.19 AA
3 Castillo, Gabi N	12	BRST-FG	35.48 A
4 Backer, Taylor R	12	AKS-FG	37.31 BB
5 Lesentier, Jacqu	12	NMST-FG	37.47 BB
6 Kauffman, Ruthi	12	NMST-FG	38.22 BB
7 Manrique, Kari	11	YBC-FG	38.22 BB
8 Fowler, Faith E	11	CSSC-FG	38.87 B
9 Chandler, Ava C	12	MS-FG	38.94 B
10 Fors, Helen	11	HSC-FG	39.25 B
11 Swicegood, Laur	11	BGS-FG	39.39 B
12 Martinez-Bruno,	12	YBC-FG	39.47 B
13 Virgin, Cara P	11	CSSC-FG	40.19 B
14 Montesinos, Mel	11	AZFL-FG	41.13 B
15 Kennedy, Kaycie	11	SF-FG	42.29
16 Udell, Caroline M	11	AZFL-FG	42.62
17 Mason, Olivia C	12	CSSC-FG	43.61
18 Arteaga, Annabe	12	MWA-FG	44.07
19 Gonzalez, Nora	11	UN-01-FG	44.46
20 Lamb, Hanna R	11	SUN-FG	44.64
21 Gould, Grace K	11	YBC-FG	45.11
22 Landron, Victori	11	SUN-FG	46.28
23 Nordheim, Carol	12	SAS-FG	46.47
24 Sweet, Claire-Mi	12	YBC-FG	46.62
25 Laplant, Sara E	11	CSSC-FG	47.46
26 Gonzalez, Chloe	12	MBS-FG	47.53
27 Camacho, Julian	11	YBC-FG	50.79

28	Gomez, Camila	12	MBS-FG	51.24
29	Dattile, Briana E	11	CSSC-FG	52.98
30	Gandolfo, Krysta	11	MBS-FG	53.46
31	Saunders, Helen	12	AZFL-FG	56.86
32	Ros, Penelope	12	BGS-FG	58.11
33	Alfonso, Ashley	11	AKS-FG	58.14
34	Genz, Gabriella	12	BRST-FG	1:10.62
35	Hemmerde, Anto	12	MBS-FG	1:11.50
36	Longman, Noa S	11	NMST-FG	NT
37	Wiebe, Olivia M	11	SF-FG	NTY
38	Torres, Ciara	12	UN-01-FG	NT
39	Fiffe, Chloe	12	UN-01-FG	NT
40	Ros, Alessandra	11	BGS-FG	NT
41	Nguyen, Alexis	11	SAS-FG	NT
42	Silva, Lauren E	11	MS-FG	NT
43	Abreu, Kiki	11	YBC-FG	NT
44	Amon, Kayla	11	YBC-FG	NT
45	Christianson, Kat	11	YBC-FG	NTY
46	Ruiz, Alexandra	12	YBC-FG	NTY
47	Burgos, Maria A	12	YBC-FG	NTY
48	Brown Chewning	11	YBC-FG	NTY
49	Herne, Maria	12	YBC-FG	NT
50	Martin, Kaya E	12	MBS-FG	NT
51	Vazquez-Quiroga	11	MWA-FG	NT
52	Eilers, Morgan D	11	MWA-FG	NT
53	Conrad, Hayley I	12	CSSC-FG	NT
54	Lalor, Kayleigh I	12	CSSC-FG	NT
55	Andino, Fernand	11	CSSC-FG	NT
56	Mitova, Ellie	12	CSSC-FG	NT

#10 Boys 11-12 50 LC Meter Butterfly

<b>FGC Open Rec:</b>	<b>28.63</b>	<b>2006</b>	<b>Andy Vazquez</b>
<b>FGC Record:</b>	<b>28.35</b>	<b>2014</b>	<b>Rafael Rodriguez</b>
	<b>30.69</b>	<b>AAAA</b>	
	<b>32.39</b>	<b>AAA</b>	
	<b>34.09</b>	<b>AA</b>	
	<b>35.89</b>	<b>A</b>	
	<b>37.89</b>	<b>FGJO</b>	
	<b>39.29</b>	<b>BB</b>	
	<b>42.69</b>	<b>B</b>	


Name	Age	Team	Seed Time
1 Assael, Alejandr	12	AZFL-FG	33.84 AA
2 Meyer, Alexande	12	CSSC-FG	33.93 AA
3 Chin, Cody C	12	CSSC-FG	34.17 A
4 Gonzalez, David	12	AZFL-FG	35.08 A
5 Scarlett, Jayden I	12	HAT-FG	35.72 A
6 Efimov, Nikita A	11	NMST-FG	36.07 FGJO
7 Ferrara, Luc M	11	CSSC-FG	36.21 FGJO
8 Tarafa, Matthew	11	HSC-FG	36.46 FGJO
9 Cera, Rafael	12	HSC-FG	36.60 FGJO
10 Hategan, Darien	12	YBC-FG	37.03 FGJO
11 Lesentier, Luca	11	NMST-FG	38.38 BB
12 Forman, Andrew	12	HAT-FG	38.54 BB
13 Nguyen, Ricky	12	BGS-FG	39.11 BB

14	Sosa, Michael J	12	HSC-FG	39.98 B
15	Watson, Daniel S	12	HAT-FG	39.99 B
16	Gomez, Javier E	11	MS-FG	40.43 B
17	Bolanos, Maurici	12	YBC-FG	40.96 B
18	Vasilyev, Nikolay	12	HAT-FG	42.26 B
19	Olson, William P	11	CSSC-FG	43.05
20	Mauriello, Brunc	12	UN-01-FG	46.19
21	Sola, Matthew M	11	BGS-FG	46.61
22	Ward, Wilson T	11	UN-CS-FG	47.13
23	Johnston, Owen	11	YBC-FG	47.19
24	Mandava, Yeshw	12	YBC-FG	47.22
25	Marrero, Javier	12	BGS-FG	48.10
26	Kustin, Jakob G	12	HAT-FG	50.65
27	Ortiz III, William	11	YBC-FG	53.63
28	Lauzurique, Jaso	12	BGS-FG	56.10
29	Yaremenko, Alex	11	HAT-FG	1:01.38
30	Sorunmu, Elijah	12	SF-FG	1:12.55
31	Monastirsky, Dar	12	NMST-FG	NT
32	Reveron, Daniel	11	NMST-FG	NT
33	Aversa, Harris	11	SF-FG	NT
34	Sam, Michael	11	UN-01-FG	NT
35	Malaver, Joseph	11	UN-01-FG	NT
36	Schwartz, Benjar	12	SAS-FG	NTY
37	Adams, Blake	12	YBC-FG	NT
38	Rosales, Diego	11	YBC-FG	NT
39	Bagiotti, Jon M	11	YBC-FG	NTY
40	Garcia, Cristian C	11	CSSC-FG	NT
41	McCracken, Ian I	12	CSSC-FG	NT
42	Bezerra, Joseph I	12	CSSC-FG	NT

#11 Girls 200 LC Meter Butterfly

<b>10&amp;U FGC Ope:</b>	<b>2:45.23</b>	<b>2004</b>	<b>Becca Heller</b>
<b>10&amp;U FGC Rec:</b>	<b>2:37.82</b>	<b>1980</b>	<b>Nancy Douglas</b>
<b>11-12 FGC Op:</b>	<b>2:20.48</b>	<b>2007</b>	<b>Chelsea Britt</b>
<b>11-12 FGC Re:</b>	<b>2:20.48</b>	<b>2007</b>	<b>Chelsea Britt</b>
<b>13-14 FGC Op:</b>	<b>2:15.67</b>	<b>2002</b>	<b>Amanda Sims</b>
<b>13-14 FGC Re:</b>	<b>2:15.51</b>	<b>2008</b>	<b>Chelsea Britt</b>
	<b>2:36.89</b>	<b>11-12</b>	<b>AAAA</b>
	<b>2:44.29</b>	<b>11-12</b>	<b>AAA</b>
	<b>2:51.79</b>	<b>11-12</b>	<b>AA</b>
	<b>2:59.29</b>	<b>11-12</b>	<b>A</b>
	<b>3:03.29</b>	<b>11-12</b>	<b>FGJO</b>
	<b>3:14.19</b>	<b>11-12</b>	<b>BB</b>
	<b>3:29.09</b>	<b>11-12</b>	<b>B</b>
	<b>2:24.99</b>	<b>13-14</b>	<b>AAAA</b>
	<b>2:31.89</b>	<b>13-14</b>	<b>AAA</b>
	<b>2:38.79</b>	<b>13-14</b>	<b>AA</b>
	<b>2:45.69</b>	<b>13-14</b>	<b>A</b>
	<b>2:45.69</b>	<b>13-14</b>	<b>FGJO</b>

Name	Age	Team	Seed Time
1 Valls, Kyla S	16	MS-FG	2:18.94
2 Morgan, Laine L	18	MS-FG	2:22.54
3 Squartino, Geena	19	SF-FG	2:23.95
4 Valls, Annie C	18	MS-FG	2:30.47





2015 Coral Springs Open Invitational-CSSC-051615, S#: FGI051615CSSC-B-1

Coral Springs Aquatic Complex

Psych Sheet

#11 ... (Girls 200 LC Meter Butterfly)

5	Van Den Berg, D	18	AZFL-FG	2:30.99
6	Grussmark, Cam	16	MS-FG	2:32.98
7	Ross, Racine E	15	AZFL-FG	2:33.65
8	Peralta, Renata	16	MS-FG	2:33.70
9	Thomas, Camero	13	SF-FG	2:33.78 AA
10	Kennedy, Jodi	13	SF-FG	2:35.76 AA
11	Cordes, Cathryn	17	MS-FG	2:45.34
12	Kondratovitch, A	12	UN-BG-FG	2:46.17 AA
13	Seto, Tiffany	14	SF-FG	2:48.63 BB
14	Smutny, Mary S	14	AKS-FG	2:50.41 BB
15	Harrington, Kelly	17	BRST-FG	2:55.99
16	D'Alessandro, Ja	12	AKS-FG	3:04.96 BB
17	Smith, Selena	14	SF-FG	3:06.03 B
18	Kean, Carolyn G	13	SUN-FG	3:25.89
19	Kanter, Rebecca	14	SF-FG	NTY
20	Cope, Lily Y	12	BGS-FG	NT
21	Miao, Margaret	11	AKS-FG	NT

#12 Boys 200 LC Meter Butterfly

<b>10&amp;U FGC Ope:</b>	<b>2:41.74</b>	<b>1991</b>	<b>Raun Bass</b>
<b>10&amp;U FGC Rec:</b>	<b>2:41.74</b>	<b>1991</b>	<b>Raun Bass</b>
<b>11-12 FGC Op:</b>	<b>2:17.77</b>	<b>2014</b>	<b>Will Barao</b>
<b>11-12 FGC Re:</b>	<b>2:19.53</b>	<b>2002</b>	<b>Sean Spire</b>
<b>13-14 FGC Op:</b>	<b>2:03.11</b>	<b>2014</b>	<b>Vance Sanders</b>
<b>13-14 FGC Re:</b>	<b>2:06.01</b>	<b>2009</b>	<b>Yousef Alaskari</b>
	<b>2:31.89</b>	<b>11-12 AAAA</b>	
	<b>2:39.09</b>	<b>11-12 AAA</b>	
	<b>2:46.39</b>	<b>11-12 AA</b>	
	<b>2:53.59</b>	<b>11-12 A</b>	
	<b>3:01.59</b>	<b>11-12 FGJO</b>	
	<b>3:08.09</b>	<b>11-12 BB</b>	
	<b>3:22.49</b>	<b>11-12 B</b>	
	<b>2:16.99</b>	<b>13-14 AAAAA</b>	
	<b>2:23.49</b>	<b>13-14 AAA</b>	
	<b>2:29.99</b>	<b>13-14 AA</b>	
	<b>2:36.59</b>	<b>13-14 A</b>	
	<b>2:36.59</b>	<b>13-14 FGJO</b>	

Name	Age	Team	Seed Time
1 Smutny, Luke R	16	AKS-FG	2:04.29
2 Bohorquez, Fern	18	AZFL-FG	2:08.06
3 Gonzalez, Mateo	18	AZFL-FG	2:10.51
4 Vargas, Sebastiar	16	CSSC-FG	2:14.40
5 Lares, Andres A	15	AZFL-FG	2:20.29
6 Roth, Quinn A	15	SF-FG	2:21.18
7 Gutierrez, Chris	16	BGS-FG	2:22.77
8 Torres, John	14	UN-BG-FG	2:23.44 AAA
9 Pereira, Daniel B	19	AZFL-FG	2:25.18
10 Llamo, Brian	18	NMST-FG	2:25.52
11 Hoost, Irvin	16	MS-FG	2:25.66
12 Medina, Josten V	15	MS-FG	2:26.49
13 Hicks, Sam S	18	MS-FG	2:27.88
14 Matheus, Eric	14	SAS-FG	2:30.48 A


15 Lobaton Vargas,	17	AZFL-FG	2:31.98
16 Lauzurique, Mar	15	UN-BG-FG	2:32.21
17 Vatinelle, Matthi	16	AKS-FG	2:36.09
18 Beron-Vera, Panc	14	MS-FG	2:39.74 BB
19 Banciella, Reid A	13	MS-FG	2:43.24 BB
20 Beron-Vera, Pedr	12	MS-FG	2:43.95 AA
21 Lopez, Jose C	12	MS-FG	2:45.59 AA
22 Peralta, Rene A	14	MS-FG	2:53.64 B
23 Castillo, Nico A	15	BRST-FG	3:00.99
24 Martinez, AJ	11	NMST-FG	NT
25 Reveron, Daniel	11	NMST-FG	NT
26 Reveron, Claudic	13	NMST-FG	NT
27 Gonzalez, Oscar	14	SF-FG	NTY
28 Avellaneda, Dieg	14	SUN-FG	NT
29 Barranco, Kevin	14	BGS-FG	NT
30 Rotman, Pierce M	14	SAS-FG	NT
31 Gomez, Diego	15	YBC-FG	NT
32 Cordova, Samuel	16	YBC-FG	NT
33 Furman, Henry A	16	BRST-FG	NT
34 Bono, Dominic E	11	AKS-FG	NT
35 Lundgren, Paul M	15	AKS-FG	NT
36 Oliver, Noah H	16	AKS-FG	NT
37 Sierra, Miguel	12	AKS-FG	NT

#13 Girls 10 & Under 100 LC Meter Freestyle

<b>FGC Open Rec:</b>	<b>1:04.35</b>	<b>2014</b>	<b>Meghan Lynch</b>
<b>FGC Record:</b>	<b>1:04.77</b>	<b>1991</b>	<b>Luciana Genova</b>
	<b>1:10.19</b>	<b>AAAA</b>	
	<b>1:13.89</b>	<b>AAA</b>	
	<b>1:17.49</b>	<b>AA</b>	
	<b>1:21.19</b>	<b>A</b>	
	<b>1:23.19</b>	<b>FGJO</b>	
	<b>1:32.19</b>	<b>BB</b>	
	<b>1:43.09</b>	<b>B</b>	

Name	Age	Team	Seed Time
1 Troccoli, Isa M	10	SUN-FG	1:16.39 AA
2 Lopez-Diaz, Emi	10	YBC-FG	1:16.67 AA
3 Montero, Becca	10	AKS-FG	1:16.77 AA
4 Robertson, Emily	10	CSSC-FG	1:20.77 A
5 Marino, Yazmin	10	YBC-FG	1:20.83 A
6 Dinehart, Olivia	10	AKS-FG	1:21.80 FGJO
7 Dinehart, Elena S	10	AKS-FG	1:21.91 FGJO
8 Armbruster, Kait	10	CSSC-FG	1:23.87 BB
9 McCormick, Rile	10	CSSC-FG	1:24.26 BB
10 Chinogwenya, N	10	SF-FG	1:25.95 BB
11 Collie, Samantha	10	AZFL-FG	1:26.81 BB
12 Gonzalez, Paola	9	UN-BG-FG	1:27.85 BB
13 Olson, Elisabeth	10	CSSC-FG	1:28.10 BB
14 Smutny, Maddie	9	AKS-FG	1:28.39 BB
15 Chandler, Eliza J	9	MS-FG	1:28.64 BB
16 Baucells, Angelir	9	BGS-FG	1:29.50 BB
17 Nieto, Bianca G	8	UN-01-FG	1:32.86 B
18 Wells, Hailey I	10	CSSC-FG	1:34.07 B
19 Kennedy, Lauren	9	SF-FG	1:34.19 B

20 Mirones, Cecilia	9	SUN-FG	1:37.73 B
21 Cope, Rosie Q	8	BGS-FG	1:37.89 B
22 Palacios, Nicole	10	CSSC-FG	1:38.18 B
23 Gersper, Aspen J	9	SAS-FG	1:38.78 B
24 Udell, Stephanie	9	AZFL-FG	1:39.00 B
25 Sorunmu, Maya	9	SF-FG	1:45.17
26 Bonney, Macken	8	CSSC-FG	1:46.51
27 Bonasera, Kaitly	9	CSSC-FG	1:47.95
28 Schleicher, Carle	9	SUN-FG	1:48.71
29 Gedeon, Anais	7	NMST-FG	1:50.44
30 Acebo, Gabi O	10	BGS-FG	1:50.90
31 Sosa, Ariana	9	SF-FG	1:52.66
32 Levin, Rebeca	10	SF-FG	2:00.21
33 Zaparegos, Stam	8	BRST-FG	2:04.53
34 Meyer, Camryn I	8	CSSC-FG	2:04.92
35 Levin, Sara	8	SF-FG	2:11.63
36 Badell, Eugenia	10	NMST-FG	NT
37 Banks, Brooklyn	10	SF-FG	NTY
38 Kanter, Ava	9	SF-FG	NT
39 Renaud, Jade	9	SF-FG	NTY
40 Renaud, Eva	10	SF-FG	NTY
41 Bellardi, Nicole	10	AZFL-FG	NT
42 Goldstein, Joey M	10	UN-AZ-FG	NT
43 Rosano, Anavero	9	UN-01-FG	NT
44 Olmo, Charlotte	8	UN-01-FG	NT
45 Moreno, Sofia	8	UN-01-FG	NT
46 Macedo, Nicole	8	UN-01-FG	NT
47 Chacon, Emilian	8	UN-01-FG	NT
48 James, Madi G	10	BGS-FG	NT
49 Sanford, Charlie	10	HAT-FG	NTY
50 Becherucci, Nicc	9	YBC-FG	NT
51 Calla, Gabriella C	9	YBC-FG	NTY
52 Sanchez-Temble	10	MBS-FG	NT
53 Alsup, Evelyn R	9	MBS-FG	NT
54 Vazquez-Quiroga	9	MWA-FG	NT
55 Ward, Payton A	10	CSSC-FG	NT
56 Butler, Brooke M	9	CSSC-FG	NT
57 Didovic, Kayleig	8	CSSC-FG	NT
58 Suarez, Rhanian C	8	CSSC-FG	NT
59 Tauzer, Sarah A	9	CSSC-FG	NT
60 Cardenas, Isabell	8	CSSC-FG	NT
61 Tuyo, Alexis K	10	CSSC-FG	NT
62 Wiesing, Malia N	9	CSSC-FG	NT



## 2015 Coral Springs Open Invitational-CSSC-051615, S#: FGI051615CSSC-B-1

## Coral Springs Aquatic Complex

## Psych Sheet

## #14 Boys 10 &amp; Under 100 LC Meter Freestyle

<b>FGC Open Rec:</b>	<b>1:04.15</b>	<b>2009</b>	<b>Jackson DeFore</b>
<b>FGC Record:</b>	<b>1:05.17</b>	<b>2010</b>	<b>Alberto Gomez</b>
	<b>1:09.99</b>	<b>AAAA</b>	
	<b>1:13.39</b>	<b>AAA</b>	
	<b>1:16.89</b>	<b>AA</b>	
	<b>1:20.39</b>	<b>A</b>	
	<b>1:24.39</b>	<b>FGJO</b>	
	<b>1:30.89</b>	<b>BB</b>	
	<b>1:41.29</b>	<b>B</b>	

Name	Age	Team	Seed Time	
1 Winkler, Kaii L	9	FLA-FG	1:06.64	AAAA
2 Winkler, Finn	10	FLA-FG	1:08.70	AAAA
3 Dulieu, Diego R	10	AZFL-FG	1:14.00	AA
4 Echeumuna, Luc	9	AZFL-FG	1:16.77	AA
5 Rivas, Fabio A	9	HSC-FG	1:19.31	A
6 Uglanov, Ivan	10	HAT-FG	1:22.56	FGJO
7 Armbruster, Tyle	8	CSSC-FG	1:23.32	FGJO
8 Gonzalez, Georg	7	UN-BG-FG	1:23.81	FGJO
9 Beleznav, Andre	10	SAS-FG	1:25.10	BB
10 Carbone, Santiag	10	NMST-FG	1:28.35	BB
11 Pokatragool, Pete	10	CSSC-FG	1:28.52	BB
12 Touya, Fabrice	10	BGS-FG	1:29.70	BB
13 Savino, Sebastiat	9	CSSC-FG	1:32.18	B
14 Rilo, Ares A	7	SUN-FG	1:35.65	B
15 Hau, Christopher	10	SF-FG	1:38.86	B
16 Cayetano, Benjar	10	YBC-FG	1:39.32	B
17 Kustin, Quinn H	10	HAT-FG	1:39.88	B
18 McCracken, Ben	9	CSSC-FG	1:40.05	B
19 Reta, Ethan R	10	MBS-FG	1:40.64	B
20 D'Avi, Thomas J	9	YBC-FG	1:45.68	
21 Aguirre, Jorge A	10	SF-FG	1:57.87	
22 Shearer, Mateo	9	SUN-FG	2:02.58	
23 Barreto, Joshua	7	NMST-FG		NT
24 Hau, Derek	7	SF-FG		NTY
25 Ros, Daniel	10	SF-FG		NT
26 DeBlasis, Jordan	10	SF-FG		NT
27 Bueno, Brandon	9	UN-01-FG		NT
28 Guerrero, Fabio	9	UN-01-FG		NT
29 Burgos, Jonathan	10	UN-01-FG		NT
30 Caldeira de Andr	10	UN-01-FG		NT
31 Moreno, Diego	10	UN-01-FG		NT
32 Leon, Leonardo	10	UN-01-FG		NT
33 Jouault, Samuel	10	UN-01-FG		NT
34 Bailey, Lucas A	8	SAS-FG		NT
35 Kim, Stephen	9	YBC-FG		NT
36 Livsey, Grant	10	YBC-FG		NT
37 Livsey, Brooks M	8	YBC-FG		NTY
38 Johnson, Marcus	9	BRST-FG		NT
39 Fermin, Tomas E	9	MBS-FG		NT
40 Gomez, Lautaro	10	MBS-FG		NT
41 Reus, Julius A	8	MBS-FG		NT
42 Baltodano, Mich	9	MBS-FG		NT


43 Choque, Thomas	8	MBS-FG		NT
44 Harron De Mont	6	MBS-FG		NT
45 Ruf, Justin T	10	CSSC-FG		NT
46 Opperman, Rafae	10	CSSC-FG		NT
47 Tan, Matthew W	9	CSSC-FG		NT
48 Alapati, Rohan	8	CSSC-FG		NT
49 Remer, Henry J	8	CSSC-FG		NT
50 Remer, Victor L	9	CSSC-FG		NT
51 Williams, Gavin	10	CSSC-FG		NT
52 Quispe, Steve	10	CSSC-FG		NT
53 NG, Evan	9	CSSC-FG		NT
54 Billings, Alex M	10	CSSC-FG		NT
55 Stouffer, Michael	10	CSSC-FG		NT
56 Piacente, Alexan	9	CSSC-FG		NT
57 Martin, RJ J	10	CSSC-FG		NT

## #15 Girls 11-12 100 LC Meter Freestyle

<b>FGC Open Rec:</b>	<b>59.80</b>	<b>2006</b>	<b>Lauren Driscoll</b>
<b>FGC Record:</b>	<b>59.04</b>	<b>2014</b>	<b>Andrea Santander</b>
	<b>1:03.79</b>	<b>AAAA</b>	
	<b>1:06.79</b>	<b>AAA</b>	
	<b>1:09.89</b>	<b>AA</b>	
	<b>1:12.89</b>	<b>A</b>	
	<b>1:14.89</b>	<b>FGJO</b>	
	<b>1:18.99</b>	<b>BB</b>	
	<b>1:24.99</b>	<b>B</b>	

Name	Age	Team	Seed Time	
1 Acosta, Claudia	12	HSC-FG	1:03.85	AAA
2 Gooding, Adrian	11	AZFL-FG	1:07.41	AA
3 Iglesias, Lily	11	MS-FG	1:07.93	AA
4 Kasperski, Anna	12	CSSC-FG	1:09.21	AA
5 Banks, Gabrianna	12	HAT-FG	1:09.54	AA
6 Bannister, Lalain	11	SUN-FG	1:09.62	AA
7 Kauffman, Ruthi	12	NMST-FG	1:09.79	AA
8 Silva, Lauren E	11	MS-FG	1:11.29	A
9 Backer, Taylor R	12	AKS-FG	1:12.80	A
10 Castillo, Gabi N	12	BRST-FG	1:13.18	FGJO
11 Trodick, Samantl	12	SUN-FG	1:13.75	FGJO
12 Garcia, Giulianna	11	CSSC-FG	1:13.82	FGJO
13 Nordheim, Carol	12	SAS-FG	1:14.12	FGJO
14 Beleznav, Flora	12	SAS-FG	1:15.18	BB
15 Martinez-Bruno,	12	YBC-FG	1:15.26	BB
16 Montesinos, Mel	11	AZFL-FG	1:16.15	BB
17 Wang, Cindy	12	AKS-FG	1:16.41	BB
18 Gonzalez, Shann	12	HSC-FG	1:16.49	BB
19 Fors, Helen	11	HSC-FG	1:16.94	BB
20 Schimansky, Sara	12	CSSC-FG	1:17.05	BB
21 Smutny, Lucy D	12	AKS-FG	1:17.76	BB
22 Vazquez, Jennife	11	HSC-FG	1:18.26	BB
23 Molina, Gabriela	11	AKS-FG	1:18.71	BB
24 Nieto, Antonella	11	UN-01-FG	1:18.79	BB
25 Lesentier, Jacque	12	NMST-FG	1:19.43	B
26 Mason, Olivia C	12	CSSC-FG	1:20.54	B
27 Deybach, Stephe	12	MBS-FG	1:20.77	B

28 Udell, Caroline M	11	AZFL-FG	1:21.08	B
29 Deo, Alana E	11	AKS-FG	1:21.18	B
30 Gomez, Abigail I	12	SUN-FG	1:21.42	B
31 Murphy, Georgia	12	MS-FG	1:21.73	B
32 Schleicher, Mall	11	SUN-FG	1:21.88	B
33 Candido, Amber	11	CSSC-FG	1:21.99	B
34 Barraque, Toscar	12	AKS-FG	1:22.05	B
35 Shearer, Anabela	11	SUN-FG	1:22.23	B
36 Chandler, Ava C	12	MS-FG	1:22.41	B
37 Gonzalez, Chloe	12	MBS-FG	1:22.71	B
38 Gonzalez, Nora	11	UN-01-FG	1:23.64	B
39 Nagy, Ashley J	11	CSSC-FG	1:23.96	B
40 Avellaneda, Sofi	11	SUN-FG	1:24.69	B
41 Kennedy, Kaycie	11	SF-FG	1:25.59	
42 Conrad, Hayley I	12	CSSC-FG	1:27.57	
43 Lamb, Hanna R	11	SUN-FG	1:27.58	
44 Laplant, Sara E	11	CSSC-FG	1:30.23	
45 Vatinelle, Maia A	12	AKS-FG	1:31.53	
46 Gomez, Camila	12	MBS-FG	1:32.10	
47 Pizano, Juliet	12	MBS-FG	1:33.78	
48 Gandolfo, Krysta	11	MBS-FG	1:34.24	
49 Arteaga, Annabe	12	MWA-FG	1:34.67	
50 Landron, Victori	11	SUN-FG	1:35.08	
51 Alfonso, Ashley	11	AKS-FG	1:35.47	
52 Camacho, Julian	11	YBC-FG	1:36.79	
53 Swicegood, Laur	11	BGS-FG	1:38.66	
54 Saunders, Helen	12	AZFL-FG	1:40.20	
55 Sosa, Arizel	11	SF-FG	1:41.28	
56 Hemmerde, Anto	12	MBS-FG	1:45.97	
57 Leon, Angie	12	YBC-FG	1:46.53	
58 Genz, Gabriella I	12	BRST-FG	1:48.86	
59 Zaparegos, Eiren	11	BRST-FG	1:52.62	
60 Longman, Noa S	11	NMST-FG		NT
61 Wiebe, Olivia M	11	SF-FG		NTY
62 Leon, Valerie L	12	SF-FG		NTY
63 Torres, Ciara	12	UN-01-FG		NT
64 Fiffè, Chloe	12	UN-01-FG		NT
65 Ros, Penelope	12	BGS-FG		NT
66 Ros, Alessandra	11	BGS-FG		NT
67 Zimberg, Tara A	11	SAS-FG		NT
68 Nguyen, Alexis	11	SAS-FG		NT
69 Abreu, Kiki	11	YBC-FG		NT
70 Gould, Grace K	11	YBC-FG		NTY
71 Amon, Kayla	11	YBC-FG		NT
72 Sweet, Claire-Mi	12	YBC-FG		NTY
73 Ruiz, Alexandra	12	YBC-FG		NTY
74 Burgos, Maria A	12	YBC-FG		NTY
75 Brown Chewning	11	YBC-FG		NTY
76 Herne, Maria	12	YBC-FG		NT
77 Matera, Baylee I	12	FLA-FG		NT
78 Mclean, Devon V	11	BRST-FG		NTY
79 Martin, Kaya E	12	MBS-FG		NT
80 Vazquez-Quiroge	11	MWA-FG		NT
81 Ferraro, Sophia	11	MWA-FG		NT



2015 Coral Springs Open Invitational-CSSC-051615, S#: FGI051615CSSC-B-1

Coral Springs Aquatic Complex

Psych Sheet

#15 ... (Girls 11-12 100 LC Meter Freestyle)

82 Eilers, Morgan D	11	MWA-FG	NT
83 Cardozo, Gabby	11	CSSC-FG	NT
84 Pinilla, Kelly M	11	CSSC-FG	NT
85 Lalor, Kayleigh I	12	CSSC-FG	NT
86 Barrios, Sofia	11	CSSC-FG	NT
87 Suglio, Melanie I	11	CSSC-FG	NT
88 Suglio, Lauren N	11	CSSC-FG	NT
89 Andino, Fernand	11	CSSC-FG	NT
90 Bohm, Haley	11	CSSC-FG	NT
91 McGee, Lily A	11	CSSC-FG	NT

#16 Boys 11-12 100 LC Meter Freestyle

<b>FGC Open Rec:</b>	<b>56.65</b>	<b>2011</b>	<b>Julien Pinon</b>
<b>FGC Record:</b>	<b>56.65</b>	<b>2011</b>	<b>Julien Pinon</b>
	<b>1:01.69</b>	<b>AAAA</b>	
	<b>1:04.59</b>	<b>AAA</b>	
	<b>1:07.49</b>	<b>AA</b>	
	<b>1:10.49</b>	<b>A</b>	
	<b>1:12.49</b>	<b>FGJO</b>	
	<b>1:16.29</b>	<b>BB</b>	
	<b>1:22.19</b>	<b>B</b>	

Name	Age	Team	Seed Time	
1 Cortez, Luis E	12	HAT-FG	1:08.78	A
2 Gonzalez, David	12	AZFL-FG	1:09.21	A
3 Tarafa, Matthew	11	HSC-FG	1:09.47	A
4 Chin, Cody C	12	CSSC-FG	1:09.66	A
5 Quijada, Daniel	12	HSC-FG	1:09.97	A
6 Roach, Ethan M	12	SAS-FG	1:10.58	FGJO
7 Valdes, Victor M	11	HSC-FG	1:11.12	FGJO
8 Assael, Alejandro	12	AZFL-FG	1:11.63	FGJO
9 Sosa, Michael J	12	HSC-FG	1:12.00	FGJO
10 Hategan, Darien	12	YBC-FG	1:13.05	BB
11 Scarlett, Jayden I	12	HAT-FG	1:13.23	BB
12 Gonzalez, Brian	11	CSSC-FG	1:13.45	BB
13 Martinez, AJ	11	NMST-FG	1:13.48	BB
14 Lesentier, Luca	11	NMST-FG	1:13.81	BB
15 Marks, Connor M	12	CSSC-FG	1:13.95	BB
16 Watson, Daniel S	12	HAT-FG	1:13.99	BB
17 Forman, Andrew	12	HAT-FG	1:14.22	BB
18 Valdivia, Dylan I	12	MS-FG	1:14.45	BB
19 D'Avi, Jack	12	YBC-FG	1:15.29	BB
20 Gomez, Javier E	11	MS-FG	1:16.06	BB
21 Vasilyev, Nikolay	12	HAT-FG	1:19.25	B
22 Rummel, Jack A	12	CSSC-FG	1:19.96	B
23 Mauriello, Brunc	12	UN-01-FG	1:20.69	B
24 Marrero, Javier	12	BGS-FG	1:25.10	
25 Quijada, Samuel	12	HSC-FG	1:26.32	
26 McCracken, Ian	12	CSSC-FG	1:26.71	
27 Yaremenko, Alex	11	HAT-FG	1:30.99	
28 Schwartz, Benjar	12	SAS-FG	1:31.45	
29 Gomez del Camp	12	MWA-FG	1:31.53	
30 Kustin, Jakob G	12	HAT-FG	1:33.68	


31 Brander, Ryan J	11	CSSC-FG	1:36.04	
32 Sola, Matthew M	11	BGS-FG	1:39.51	
33 Schenquerman, I	11	YBC-FG	1:39.98	
34 Sorunmu, Elijah	12	SF-FG	1:40.49	
35 Monastirsky, Dar	12	NMST-FG	NT	
36 Reveron, Daniel	11	NMST-FG	NT	
37 Aversa, Harris	11	SF-FG	NT	
38 Tamaroff, Alec R	12	SF-FG	NTY	
39 Tamaroff, Dylan	12	SF-FG	NTY	
40 Tamaroff, Jared I	12	SF-FG	NTY	
41 Sam, Michael	11	UN-01-FG	NT	
42 Malaver, Joseph	11	UN-01-FG	NT	
43 Nguyen, Ricky	12	BGS-FG	NT	
44 Rivero, Juancami	12	HSC-FG	NT	
45 Johnston, Owen	11	YBC-FG	NT	
46 Mandava, Yeshw	12	YBC-FG	NT	
47 Adams, Blake	12	YBC-FG	NT	
48 Rosales, Diego	11	YBC-FG	NT	
49 Ortiz III, Williar	11	YBC-FG	NTY	
50 Bagiotti, Jon M	11	YBC-FG	NTY	
51 Zamojski, Robert	11	FLA-FG	NT	
52 Zamojski, Arthur	11	FLA-FG	NT	
53 Garcia, Cristian C	11	CSSC-FG	NT	
54 Shikhaleev, Mish	11	CSSC-FG	NT	
55 Bezerra, Joseph I	12	CSSC-FG	NT	
56 Vazquez, Leo	11	CSSC-FG	NT	
57 Louis-Jeune, Dar	11	CSSC-FG	NT	
58 Unsworth, Logar	11	CSSC-FG	NT	
59 Williams, Christi	12	CSSC-FG	NT	

#17 Girls 13 & Over 100 LC Meter Freestyle

<b>13-14 FGC Op:</b>	<b>56.62</b>	<b>2009</b>	<b>Lindsey McKnight</b>
<b>13-14 FGC Re:</b>	<b>56.62</b>	<b>2009</b>	<b>Lindsey McKnight</b>
	<b>1:00.99</b>	<b>13-14 AAAA</b>	
	<b>1:03.89</b>	<b>13-14 AAA</b>	
	<b>1:06.79</b>	<b>13-14 AA</b>	
	<b>1:06.79</b>	<b>13-14 FGJO</b>	
	<b>1:09.69</b>	<b>13-14 A</b>	
	<b>1:15.49</b>	<b>13-14 BB</b>	
	<b>1:21.29</b>	<b>13-14 B</b>	

Name	Age	Team	Seed Time	
1 Valls, Kyla S	16	MS-FG	58.55	
2 MacNeil, Maggie	15	LAC	58.99	
3 Cooper, Catharin	15	CSSC-FG	59.09	
4 Goodwin, Darby	18	SAS-FG	59.28	
5 Dodge, Katelyn	21	BRST-FG	59.69	
6 Cicenija, Angela	20	AZFL-FG	59.79	
7 Digulla, Megan C	20	BRST-FG	1:01.22	
8 Valls, Annie C	18	MS-FG	1:01.42	
9 Braga, Luisa	16	UN-AZ-FG	1:01.54	
10 Williams, Allora	14	SF-FG	1:01.67	AAA
11 Langham, Menle	15	LAC	1:01.88	
12 Sanchez, Paloma	15	MS-FG	1:01.88	
13 McCartin, CJ J	17	SAS-FG	1:01.94	

14 Jerew, Hailey R	14	AKS-FG	1:02.12	AAA
15 Smutny, Mary S	14	AKS-FG	1:02.16	AAA
16 Brannan, Marissa	15	HAT-FG	1:02.18	
17 Robinson, Aitana	17	LAC	1:02.20	
18 Van Den Berg, A	16	AZFL-FG	1:02.60	
19 Blackwin, Cassic	17	SAS-FG	1:02.68	
20 Squartino, Geena	19	SF-FG	1:02.71	
21 Gautieri, Nicole	18	CSSC-FG	1:02.93	
22 Cordes, Hannah	15	MS-FG	1:02.97	
23 Wong, Ellie	15	LAC	1:03.10	
24 Stewart, Courtne	17	BEST-FG	1:03.11	
25 Reuter, Megan B	19	BRST-FG	1:03.52	
26 Sauer, Lindsey N	18	CSSC-FG	1:03.68	
27 Grussmark, Cam	16	MS-FG	1:03.90	
28 Belcik, Bridget A	19	BRST-FG	1:03.90	
29 Virgin, Hannah E	14	CSSC-FG	1:04.15	AA
30 Wang, Sabrina	16	LAC	1:04.17	
31 Newcomb, Kalei	18	AKS-FG	1:04.32	
32 Giordano, Sophie	16	MS-FG	1:04.59	
33 Creighton, Kaley	17	BRST-FG	1:04.66	
34 Manganiello, Lin	17	AKS-FG	1:04.76	
35 Payne, Hanna J	18	MS-FG	1:05.11	
36 Schain, Maddy L	13	AKS-FG	1:05.14	AA
37 Bucaro, Sarah M	15	AZFL-FG	1:05.27	
38 Peralta, Renata	16	MS-FG	1:05.50	
39 Grabow, Jade L	16	HAT-FG	1:05.52	
40 Ballestas, Emma	14	MS-FG	1:05.86	AA
41 Yribarren, Alexis	16	BRST-FG	1:06.20	
42 Mullen, Marin E	17	SAS-FG	1:06.32	
43 Fernandez, Gabri	14	HSC-FG	1:06.42	AA
44 Ledgin, Autumn	18	SAS-FG	1:06.54	
45 Maginley, Aliah	17	AZFL-FG	1:06.55	
46 Thomas, Camero	13	SF-FG	1:06.67	AA
47 Dangond, Manue	15	MS-FG	1:06.83	
48 Noyola, Lauren I	14	CSSC-FG	1:07.10	A
49 Grabow, Chloe L	14	HAT-FG	1:07.16	A
50 Botting, Rachel I	13	CSSC-FG	1:07.41	A
51 Seto, Tiffany	14	SF-FG	1:07.61	A
52 Chiarella, Daria	16	CSSC-FG	1:07.94	
53 Suzuki, Luisa A	15	CSSC-FG	1:07.98	
54 Korb, Gaby C	13	SAS-FG	1:08.21	A
55 Mirabal, Nora	13	UN-AZ-FG	1:08.37	A
56 Puia, Emily R	15	CSSC-FG	1:08.56	
57 Abovitz, Zoe C	14	AZFL-FG	1:08.77	A
58 Bencie, Gwen E	14	BEST-FG	1:08.80	A
59 Kim, Daniela	14	YBC-FG	1:09.02	A
60 Lea, Rachel A	15	SUN-FG	1:09.05	
61 Sauer, Kristin A	16	CSSC-FG	1:09.15	
62 Cordes, Cathryn	17	MS-FG	1:09.39	
63 Fajardo, Dominic	15	CSSC-FG	1:09.83	
64 Udell, Olivia F	13	AZFL-FG	1:09.97	BB
65 Anthony, Larissa	15	BRST-FG	1:10.57	
66 Capalbo, Solana	13	AZFL-FG	1:10.58	BB
67 Sola, Sophia B	14	BGS-FG	1:10.58	BB



2015 Coral Springs Open Invitational-CSSC-051615, S#: FGI051615CSSC-B-1

Coral Springs Aquatic Complex

Psych Sheet

#17 ... (Girls 13 & Over 100 LC Meter Freestyle)

68	Glanzman, Naom	13	BRST-FG	1:10.59	BB
69	Tran, Stephanie	14	SUN-FG	1:10.74	BB
70	Johnson, Hayley	16	BRST-FG	1:11.21	
71	Martinez, Lexi	16	NMST-FG	1:11.46	
72	Homes, Andrea	14	YBC-FG	1:11.68	BB
73	Mason, Julie E	14	CSSC-FG	1:11.69	BB
74	MacKenzie-Law	14	YBC-FG	1:12.10	BB
75	Beleznay, Maya	13	SAS-FG	1:12.38	BB
76	Koch, Ellie	13	YBC-FG	1:12.44	BB
77	Torres, Pamela	14	AKS-FG	1:13.00	BB
78	Cordoba, Brooke	13	CSSC-FG	1:13.10	BB
79	Aponte, Madison	14	AZFL-FG	1:13.25	BB
80	Alonso, Jimena	15	SAS-FG	1:13.73	
81	Parsons, Camila	13	CSSC-FG	1:14.26	BB
82	Feiler, Sarah N	14	BGS-FG	1:14.40	BB
83	Bremer, Victoria	13	BRST-FG	1:15.02	BB
84	Iskandarani, May	16	MS-FG	1:15.25	
85	Davis, Mary	13	AKS-FG	1:15.91	B
86	Bérubés8sb7sm8	19	GO	1:17.12	
87	Pierce, Jordanna	14	BGS-FG	1:18.28	B
88	Benguria, Daniel	14	HSC-FG	1:18.55	B
89	Aguero, Juliette	14	UN-01-FG	1:18.68	B
90	Kean, Carolyn G	13	SUN-FG	1:19.03	B
91	Reta, Oriana A	13	MBS-FG	1:20.05	B
92	Riley, Elizabeth I	13	YBC-FG	1:20.20	B
93	Annis, Jamie R	13	HAT-FG	1:21.37	
94	Amador, Maresa	14	UN-01-FG	1:21.73	
95	Viner, Sophia J	13	CSSC-FG	1:21.84	
96	Girish, Riya	13	YBC-FG	1:24.83	
97	Camacho, Jacque	13	YBC-FG	1:25.98	
98	Garcia, Madelyn	13	CSSC-FG	1:28.21	
99	Gatlin, Julianna	13	CSSC-FG	1:31.85	
100	Florez-Granel, M	13	AZFL-FG	1:35.78	
101	Motorwala, Sana	13	BGS-FG	1:41.95	
102	Kanter, Rebecca	14	SF-FG		NTY
103	Echeverria, Tash	15	AZFL-FG		NT
104	Kleiban, Giselle	13	UN-01-FG		NT
105	Garcia, Gabi A	13	BGS-FG		NT
106	Modrak, Allyson	14	YBC-FG		NT
107	Amon, Ashlynn	14	YBC-FG		NT
108	Cayetano, Isabell	13	YBC-FG		NTY
109	Bagiotti, Juliann	15	YBC-FG		NTY
110	Wilkie, JJ J	16	YBC-FG		NTY
111	Ruiz, Flavia L	16	YBC-FG		NTY
112	Aleman, Isabell	15	YBC-FG		NTY
113	Friedland, Sabrin	18	YBC-FG		NTY
114	Berday, Sophie L	13	FLA-FG		NT
115	Castedo, Petra	15	FLA-FG		NT
116	Keeney, Samant	13	FLA-FG		NT
117	Graci, Serena	13	BRST-FG		NTY
118	Borges, Gaby S	14	AKS-FG		NT
119	Valqui, Nicolle A	13	CSSC-FG		NT


120 Adames, Camille 15 CSSC-FG NT

#18 Boys 13 & Over 100 LC Meter Freestyle

13-14 FGC Op:	51.30	2014	Michael Andrew
13-14 FGC Re:	53.50	2009	Daniel Spas
	57.19	13-14 AAAAA	
	59.89	13-14 AAA	
	1:02.59	13-14 AA	
	1:05.29	13-14 A	
	1:05.29	13-14 FGJO	
	1:10.79	13-14 BB	
	1:16.19	13-14 B	

Name	Age	Team	Seed Time
1 Saco, Michael B	23	MS-FG	50.67
2 Heck, Brody J	17	SAS-FG	51.02
3 Le Grand, Jemal	20	AZFL-FG	51.85
4 Martinez, Jose A	17	AZFL-FG	51.87
5 Perez, Jhonny J	17	UN-AZ-FG	52.30
6 Tjon-A-Joe, Raiz	17	AZFL-FG	52.57
7 Pigot, Diguan D	20	MS-FG	52.64
8 Pigot, Zu Z	18	MS-FG	52.96
9 Petzold, Julius L	17	MS-FG	53.37
10 Nolte, John A	20	BRST-FG	53.44
11 Acosta, Marcelo	18	AZFL-FG	53.58
12 Byshnev, Konsta	19	BRST-FG	53.69
13 Guarente, Marco	18	UN-AZ-FG	53.80
14 Fernandes, Guy C	18	MS-FG	54.02
15 Lupoli, Franco A	21	UN-AZ-FG	54.26
16 Araya, Esteban	18	UN-AZ-FG	54.40
17 Ossola, Nicolo'	24	UN-AZ-FG	54.90
18 Horrego, Julio A	16	HSC-FG	55.00
19 Hoost, Irvin	16	MS-FG	55.53
20 Vargas, Sebastiar	16	CSSC-FG	55.98
21 Tannhauser, Bobl	17	SAS-FG	56.14
22 Ferrara, Nico J	15	CSSC-FG	57.03
23 Navarrete, Ferna	17	YBC-FG	57.07
24 Imposimato, Juat	16	YBC-FG	57.08
25 Johnston, Johann	21	BRST-FG	57.37
26 Sierra, Angel E	26	MS-FG	57.49
27 Bermudez, Migu	18	BGS-FG	57.50
28 Tatton, Kyle V	15	SAS-FG	58.31
29 Payamps, GianC	16	CSSC-FG	58.39
30 Matheus, Eric	14	SAS-FG	58.41
31 Cappa, Dominic	16	LAC	58.52
32 Perez, Enrique A	18	AZFL-FG	58.91
33 Vivas, Martin	16	YBC-FG	58.97
34 Lobaton Vargas, J	17	AZFL-FG	58.98
35 Gutierrez, Chris	16	BGS-FG	59.03
36 Banciella, Reid A	13	MS-FG	59.18
37 Junghahn, Matias	16	MS-FG	59.22
38 Kotikovski, Elvis	13	AZFL-FG	59.32
39 Gil, Drake E	14	BRST-FG	59.32
40 Anzola, Enrique	16	AKS-FG	59.43
41 Medina, Josten V	15	MS-FG	59.46

42 Yamamoto, Henr	17	CSSC-FG	59.84
43 Rodriguez, Aarot	13	HSC-FG	1:00.48
44 Rose, Keegan S	14	BGS-FG	1:00.82
45 Tran, Vincent	16	SUN-FG	1:01.30
46 Gomez, Felipe	21	AZFL-FG	1:01.31
47 Rivero, Bryan O	13	HSC-FG	1:01.59
48 Cardozo, Joseph	16	BGS-FG	1:02.29
49 Capalbo, Ivan D	15	AZFL-FG	1:02.33
50 Montejo, Orlando	13	MS-FG	1:02.34
51 Lara, Ronald J	16	SWAT-FG	1:02.59
52 Homes, Diego	14	YBC-FG	1:03.15
53 Avellaneda, Dieg	14	SUN-FG	1:03.18
54 McKeon, Andres	13	CSSC-FG	1:03.28
55 Veit, Eric	16	YBC-FG	1:03.44
56 Taddonio, Camer	14	BRST-FG	1:03.58
57 Beron-Vera, Panc	14	MS-FG	1:03.76
58 Sanchez, Alex A	15	MS-FG	1:04.66
59 Liraz, Tom	14	YBC-FG	1:04.70
60 Darias, Teolio	14	UN-01-FG	1:04.84
61 Gomez, Diego	15	YBC-FG	1:05.01
62 Calle, Santiago	15	SWAT-FG	1:05.20
63 Manrique, Sebas	15	YBC-FG	1:05.23
64 Costello, Pat M	17	BRST-FG	1:05.51
65 Morales, Jorge	15	HSC-FG	1:06.00
66 Savino, Gianni L	14	CSSC-FG	1:06.21
67 Hopkins, Dennis	16	CSSC-FG	1:06.22
68 Suarez, Sabi A	14	CSSC-FG	1:06.95
69 Peralta, Rene A	14	MS-FG	1:07.11
70 Castillo, Nico A	15	BRST-FG	1:07.11
71 Cooper, Matthew	16	HAT-FG	1:07.17
72 McCormick, San	13	CSSC-FG	1:07.26
73 Hosfeld, Luiz F	16	CSSC-FG	1:07.74
74 Amor, Matthew	13	UN-HS-FG	1:07.89
75 Garcia, Andres P	14	UN-HS-FG	1:07.90
76 Hall, Zachri M	14	BGS-FG	1:08.48
77 Wilkie, Malcolm	14	YBC-FG	1:09.01
78 Tortola, Cristian	13	UN-AZ-FG	1:09.25
79 Miller, Maxwell	14	YBC-FG	1:09.48
80 Pereda, Breixo	13	UN-01-FG	1:09.88
81 Segura, Daniel	13	AZFL-FG	1:09.99
82 Gallet, James D	14	YBC-FG	1:10.01
83 Gonzalez, Carlos	15	BGS-FG	1:10.50
84 Sanchez, Jake A	14	AKS-FG	1:10.54
85 Touya Jr, Fernan	15	BGS-FG	1:10.57
86 Prado, Lorenzo	14	CSSC-FG	1:10.90
87 Turban, Jean Che	16	AKS-FG	1:11.23
88 Ochoa, Felipe	15	BGS-FG	1:11.33
89 Lugones, Abraha	14	HSC-FG	1:11.54
90 Schleicher, Branc	14	SUN-FG	1:12.39
91 Franzino, Patrick	13	CSSC-FG	1:12.75
92 Levit, Eli S	14	FLA-FG	1:12.91
93 Hebden, Marcus	13	BRST-FG	1:13.15
94 Oliver, Noah H	16	AKS-FG	1:13.36
95 Smith, Shawn	13	SF-FG	1:13.66





2015 Coral Springs Open Invitational-CSSC-051615, S#: FGI051615CSSC-B-1

Coral Springs Aquatic Complex

Psych Sheet

#18 ... (Boys 13 & Over 100 LC Meter Freestyle)

96	Garber, Joshua E	16	CSSC-FG	1:13.66	
97	Block, Josh M	14	NMST-FG	1:13.93	B
98	Quesada-Amor, /	13	UN-HS-FG	1:14.19	B
99	Schutz, Brandon	14	CSSC-FG	1:15.02	B
100	Oliver, Kyle C	14	CSSC-FG	1:15.44	B
101	Hamilton, Ian D	13	AZFL-FG	1:15.75	B
102	Michelena, Osca	14	SUN-FG	1:16.56	
103	Duduyak, Klime	13	NMST-FG	1:17.00	
104	Deybach, Alex	14	MBS-FG	1:17.18	
105	Castro, Bryan A	13	UN-MS-FG	1:18.46	
106	Lundgren, Paul M	15	AKS-FG	1:19.19	
107	Squartino, Salvat	14	SF-FG	1:19.60	
108	Vatinelle, Tomas	13	AKS-FG	1:20.61	
109	McCauley, Rick	14	SUN-FG	1:21.10	
110	Lee, Ian	14	CSSC-FG	1:21.98	
111	Hau, Berwyn	13	SF-FG	1:22.63	
112	Smith, Shane S	13	SF-FG	1:23.21	
113	Genz, David	15	BRST-FG	1:24.03	
114	Parraga, Fabrizio	13	CSSC-FG	1:27.75	
115	Augier, Lucas	14	UN-01-FG	1:28.73	
116	Gomez, Bryan	14	UN-01-FG	1:31.66	
117	Serruya, Uri	20	MBS-FG	1:48.64	
118	Lucas, Jesus M	13	NMST-FG	1:52.67	
119	Reveron, Claudic	13	NMST-FG		NT
120	Gonzalez, Alejan	15	SWAT-FG		NT
121	Brunet, Alejandro	13	SWAT-FG		NT
122	Cuellar, Leonard	13	SWAT-FG		NT
123	Cuellar, Lemuel	15	SWAT-FG		NT
124	Gonzalez, Oscar	14	SF-FG		NTY
125	Zhang, Mark	13	AZFL-FG		NT
126	Barzola, Umberto	15	UN-01-FG		NT
127	Sheinfeld, Zacha	16	HAT-FG		NTY
128	Wang, Evan N	13	HAT-FG		NTY
129	Kain, Alec M	15	SAS-FG		NT
130	de la Puente, Anc	13	SAS-FG		NTY
131	Halbich, Storm E	17	SAS-FG		NT
132	Sanchez, Rafael	14	YBC-FG		NT
133	Borrone, Mario J	13	YBC-FG		NT
134	Rosales, Patricio	13	YBC-FG		NT
135	Carmy, Amit Y	18	YBC-FG		NTY
136	Montanez, Antho	13	YBC-FG		NTY
137	Cordova, Samuel	16	YBC-FG		NT
138	Cordova, Rene	15	YBC-FG		NT
139	Rafalski, Richarc	14	BRST-FG		NTY
140	Hemmerde, Adria	17	MBS-FG		NT
141	De Sousa, Anton	13	MBS-FG		NT
142	Jaramillo, Lucas	13	AKS-FG		NT
143	Huang, Zachary	14	CSSC-FG		NT
144	Irwin, Justin D	14	CSSC-FG		NT
145	Hernandez, Kalv	14	CSSC-FG		NT
146	Tauzer, Nathan J	13	CSSC-FG		NT
147	Blanco, David A	13	CSSC-FG		NT

148 Conrad, Hayden. 14 CSSC-FG NT

#19 Girls 10 & Under 100 LC Meter Backstroke

<b>FGC Open Rec:</b>	<b>1:13.20</b>	<b>2008</b>	<b>Tyla Martin</b>
<b>FGC Record:</b>	<b>1:13.20</b>	<b>2008</b>	<b>Tyla Martin</b>
	<b>1:21.29</b>	<b>AAAA</b>	
	<b>1:25.79</b>	<b>AAA</b>	
	<b>1:30.29</b>	<b>AA</b>	
	<b>1:34.79</b>	<b>A</b>	
	<b>1:36.79</b>	<b>FGJO</b>	
	<b>1:48.39</b>	<b>BB</b>	
	<b>2:01.89</b>	<b>B</b>	

Name	Age	Team	Seed Time
1 Barnhardt, Rylie	10	AZFL-FG	1:22.82 AAA
2 Botting, Riley E	10	CSSC-FG	1:35.16 FGJO
3 Dinehart, Elena S	10	AKS-FG	1:37.40 BB
4 Lopez-Diaz, Emi	10	YBC-FG	1:38.60 BB
5 Sorunmu, Maya /	9	SF-FG	1:38.63 BB
6 Montero, Becca	10	AKS-FG	1:39.32 BB
7 Troccoli, Isa M	10	SUN-FG	1:42.85 BB
8 Holmes, Willow	10	CSSC-FG	1:44.46 BB
9 Smutny, Maddie	9	AKS-FG	1:45.28 BB
10 Rilo, Illari	10	SUN-FG	1:45.91 BB
11 Palacios, Nicole	10	CSSC-FG	1:46.64 BB
12 Gersper, Aspen J	9	SAS-FG	1:47.96 BB
13 Chinogwenya, N	10	SF-FG	1:49.00 B
14 Armbruster, Kait	10	CSSC-FG	1:52.69 B
15 Wells, Hailey I	10	CSSC-FG	1:57.97 B
16 Tauzer, Sarah A	9	CSSC-FG	1:58.57 B
17 Renaud, Jade	9	SF-FG	2:00.55 B
18 Sosa, Ariana	9	SF-FG	NTY
19 Landron, Teresa I	10	SUN-FG	NT
20 Levine, Taylor	10	YBC-FG	NTY
21 Marino, Yazmin /	10	YBC-FG	NTY
22 Sanchez-Temblec	10	MBS-FG	NT
23 Bonney, Macken	8	CSSC-FG	NT
24 Butler, Brooke M	9	CSSC-FG	NT
25 Tuyao, Alexis K	10	CSSC-FG	NT

#20 Boys 10 & Under 100 LC Meter Backstroke

<b>FGC Open Rec:</b>	<b>1:12.17</b>	<b>2014</b>	<b>Joshua Zuchowski</b>
<b>FGC Record:</b>	<b>1:12.17</b>	<b>2014</b>	<b>Joshua Zuchowski</b>
	<b>1:19.59</b>	<b>AAAA</b>	
	<b>1:23.59</b>	<b>AAA</b>	
	<b>1:27.69</b>	<b>AA</b>	
	<b>1:31.69</b>	<b>A</b>	
	<b>1:35.69</b>	<b>FGJO</b>	
	<b>1:43.89</b>	<b>BB</b>	
	<b>1:56.09</b>	<b>B</b>	


Name	Age	Team	Seed Time
1 Rodriguez, Agust	10	HSC-FG	1:29.41 A
2 Leal, Samuel A	10	BGS-FG	1:35.17 FGJO
3 McCracken, Ben	9	CSSC-FG	1:36.34 BB
4 Musa, Farouk	7	HAT-FG	1:37.12 BB

5 Gonzalez, Georg	7	UN-BG-FG	1:37.41 BB
6 Aguirre, Jorge A	10	SF-FG	1:44.43 B
7 Carbone, Santiag	10	NMST-FG	1:50.88 B
8 Quispe, Steve	10	CSSC-FG	2:41.48
9 Bailey, Lucas A	8	SAS-FG	NT
10 Livsey, Grant	10	YBC-FG	NT
11 Fermin, Tomas E	9	MBS-FG	NT
12 Alvarez, Alejand	10	CSSC-FG	NT
13 Opperman, Luca	9	CSSC-FG	NT
14 Williams, Gavin	10	CSSC-FG	NT
15 Billings, Alex M	10	CSSC-FG	NT

#21 Girls 11-12 100 LC Meter Backstroke

<b>FGC Open Rec:</b>	<b>1:07.74</b>	<b>2004</b>	<b>Carly Smith</b>
<b>FGC Record:</b>	<b>1:07.42</b>	<b>2006</b>	<b>Lauren Driscoll</b>
	<b>1:11.59</b>	<b>AAAA</b>	
	<b>1:15.49</b>	<b>AAA</b>	
	<b>1:19.39</b>	<b>AA</b>	
	<b>1:23.29</b>	<b>A</b>	
	<b>1:25.29</b>	<b>FGJO</b>	
	<b>1:31.09</b>	<b>BB</b>	
	<b>1:38.89</b>	<b>B</b>	

Name	Age	Team	Seed Time
1 Iglesias, Lily	11	MS-FG	1:15.61 AA
2 Acosta, Claudia	12	HSC-FG	1:16.38 AA
3 Kozel, Madison t	12	AZFL-FG	1:19.62 A
4 Bannister, Lelain	11	SUN-FG	1:20.43 A
5 Fowler, Faith E	11	CSSC-FG	1:20.80 A
6 Trodick, Samantl	12	SUN-FG	1:22.28 A
7 Kasperski, Anna	12	CSSC-FG	1:27.59 BB
8 Belezny, Flora	12	SAS-FG	1:29.50 BB
9 Wang, Cindy	12	AKS-FG	1:30.22 BB
10 Barraque, Toscar	12	AKS-FG	1:30.57 BB
11 Schleicher, Mall	11	SUN-FG	1:31.51 B
12 Murphy, Georgia	12	MS-FG	1:31.86 B
13 Smutny, Lucy D	12	AKS-FG	1:32.57 B
14 Pinilla, Kelly M	11	CSSC-FG	1:33.85 B
15 Gomez, Abigail /	12	SUN-FG	1:34.10 B
16 Conrad, Hayley I	12	CSSC-FG	1:34.59 B
17 Barrios, Sofia	11	CSSC-FG	1:36.23 B
18 Molina, Gabriela	11	AKS-FG	1:37.11 B
19 Lamb, Hanna R	11	SUN-FG	1:40.86
20 Shearer, Anabela	11	SUN-FG	1:42.50
21 Nagy, Ashley J	11	CSSC-FG	1:42.96
22 Nieto, Antonella	11	UN-01-FG	1:43.35
23 Avellaneda, Sofi	11	SUN-FG	1:44.82
24 Sacerio, Camilla	12	YBC-FG	1:45.00
25 Vatinelle, Maia A	12	AKS-FG	1:47.13
26 Sosa, Arizel	11	SF-FG	1:48.14
27 Wiebe, Olivia M	11	SF-FG	1:49.93
28 Manrique, Kari	11	YBC-FG	1:57.23
29 Bohm, Haley	11	CSSC-FG	1:59.42
30 Suglio, Melanie I	11	CSSC-FG	2:02.89
31 Suglio, Lauren N	11	CSSC-FG	2:03.17



2015 Coral Springs Open Invitational-CSSC-051615, S#: FGI051615CSSC-B-1

Coral Springs Aquatic Complex

Psych Sheet

#21 ... (Girls 11-12 100 LC Meter Backstroke)

32	Gould, Grace K	11	YBC-FG	2:03.24
33	Torres, Ciara	12	UN-01-FG	NT
34	Zimberg, Tara A	11	SAS-FG	NT
35	Abreu, Kiki	11	YBC-FG	NT
36	Leon, Angie	12	YBC-FG	NT
37	Zaparegos, Eiren	11	BRST-FG	NTY
38	Mclean, Devon V	11	BRST-FG	NTY
39	Arteaga, Annabel	12	MWA-FG	NT
40	Ferraro, Sophia	11	MWA-FG	NT
41	Cardozo, Gabby	11	CSSC-FG	NT
42	Andino, Fernand	11	CSSC-FG	NT
43	Mitova, Ellie	12	CSSC-FG	NT
44	McGee, Lily A	11	CSSC-FG	NT

#22 Boys 11-12 100 LC Meter Backstroke

FGC Open Rec: 58.98 2002 Andrew Davidson

FGC Record: 1:04.87 1990 Eric Rasser

1:10.79 AAAAA

1:14.69 AAA

1:18.49 AA

1:22.39 A

1:26.39 FGJO

1:30.09 BB

1:37.79 B

Name	Age	Team	Seed Time
1	Lares, Sebastian	11	AZFL-FG 1:17.12 AA
2	Meyer, Alexandre	12	CSSC-FG 1:17.41 AA
3	Roach, Ethan M	12	SAS-FG 1:19.66 A
4	Assael, Alejandro	12	AZFL-FG 1:20.62 A
5	Quijada, Daniel	12	HSC-FG 1:23.17 FGJO
6	Cortez, Luis E	12	HAT-FG 1:24.60 FGJO
7	Efimov, Nikita A	11	NMST-FG 1:25.59 FGJO
8	Cera, Rafael	12	HSC-FG 1:25.97 FGJO
9	Beron-Vera, Pedi	12	MS-FG 1:29.89 BB
10	McCracken, Ian	12	CSSC-FG 1:30.00 BB
11	D'Avi, Jack	12	YBC-FG 1:30.74 B
12	Bonasera, Jason	12	CSSC-FG 1:35.69 B
13	Quijada, Samuel	12	HSC-FG 1:39.03
14	Portillo, Steven	12	UN-01-FG 1:39.12
15	Ferrara, Luc M	11	CSSC-FG 1:43.67
16	Yaremenko, Alex	11	HAT-FG 1:49.99
17	Schenquerman, I	11	YBC-FG 1:58.45
18	Sola, Matthew M	11	BGS-FG 2:07.32
19	Gomez del Camp	12	MWA-FG 2:12.90
20	Rivero, Juancam	12	HSC-FG NT
21	Mandava, Yeshw	12	YBC-FG NT
22	Rosales, Diego	11	YBC-FG NT
23	Garcia, Cristian C	11	CSSC-FG NT
24	Shikhaleev, Mish	11	CSSC-FG NT
25	Vazquez, Leo	11	CSSC-FG NT
26	Louis-Jeune, Dar	11	CSSC-FG NT
27	Rummel, Jack A	12	CSSC-FG NT

28 Williams, Christi 12 CSSC-FG NT

#23 Girls 13 & Over 100 LC Meter Backstroke

13-14 FGC Op: 1:04.59 2008 Lauren Driscoll  
 13-14 FGC Re: 1:02.68 1987 Stephanie Rosenthal  
 1:07.59 13-14 AAAAA  
 1:10.79 13-14 AAAA  
 1:13.99 13-14 AA  
 1:17.19 13-14 A  
 1:17.19 13-14 FGJO  
 1:23.69 13-14 BB  
 1:30.09 13-14 B

Name	Age	Team	Seed Time
1	Morgan, Laine L	18	MS-FG 1:03.47
2	Goodwin, Darby	18	SAS-FG 1:04.20
3	Allen, Jessica	15	LAC 1:06.07
4	Robinson, Aitana	17	LAC 1:06.68
5	Schimansky, Me	15	CSSC-FG 1:08.03
6	Newcomb, Kalei	18	AKS-FG 1:08.54
7	Manganiello, Lin	17	AKS-FG 1:08.68
8	Smiddy, Rose K	16	AKS-FG 1:09.43
9	Payne, Hanna J	18	MS-FG 1:09.53
10	Sanchez, Paloma	15	MS-FG 1:09.91
11	Stewart, Courtne	17	BEST-FG 1:10.38
12	Cicenia, Angela	20	AZFL-FG 1:11.74
13	Harrington, Kelly	17	BRST-FG 1:11.80
14	Ledgin, Autumn	18	SAS-FG 1:12.33
15	Beltrano, Gabby	13	CSSC-FG 1:12.55 AA
16	Williams, Allora	14	SF-FG 1:12.96 AA
17	Korb, Tiffany L	15	SAS-FG 1:14.14
18	Ross, Racine E	15	AZFL-FG 1:15.64
19	Noyola, Lauren F	14	CSSC-FG 1:16.89 A
20	Perna, Sabrina I	15	UN-BG-FG 1:17.10
21	Bencie, Gwen E	14	BEST-FG 1:17.17 A
22	Morales, Frances	16	BRST-FG 1:17.47
23	Sauer, Kristin A	16	CSSC-FG 1:18.07
24	Biro, Delaney P	13	CSSC-FG 1:18.65 BB
25	Grabow, Jade L	16	HAT-FG 1:19.47
26	Schain, Maddy L	13	AKS-FG 1:19.54 BB
27	Homes, Andrea	14	YBC-FG 1:20.49 BB
28	Mckenna, Thea F	14	HAT-FG 1:22.21 BB
29	Korb, Gaby C	13	SAS-FG 1:22.33 BB
30	Anthony, Larissa	15	BRST-FG 1:22.59
31	Jones, Acacia L	14	CSSC-FG 1:23.20 BB
32	Grabow, Chloe L	14	HAT-FG 1:23.49 BB
33	Sola, Sophia B	14	BGS-FG 1:23.52 BB
34	Lea, Rachel A	15	SUN-FG 1:23.57
35	Mirabal, Nora	13	UN-AZ-FG 1:23.70 B
36	Torres, Pamela	14	AKS-FG 1:23.76 B
37	Koch, Ellie	13	YBC-FG 1:24.58 B
38	Puia, Emily R	15	CSSC-FG 1:24.59
39	Aponte, Madison	14	AZFL-FG 1:25.18 B
40	Abovitz, Zoe C	14	AZFL-FG 1:25.41 B
41	Chiarella, Daria	16	CSSC-FG 1:25.69

42	Feiler, Sarah N	14	BGS-FG 1:26.00 B
43	Amon, Ashlynn	14	YBC-FG 1:27.16 B
44	Bremer, Victoria	13	BRST-FG 1:28.32 B
45	Cordes, Cathryn	17	MS-FG 1:28.47
46	Alonso, Jimena	15	SAS-FG 1:28.80
47	Keung, Meggie S	15	AZFL-FG 1:29.13
48	MacKenzie-Law	14	YBC-FG 1:29.16 B
49	Gatlin, Julianna	13	CSSC-FG 1:29.46 B
50	Kean, Carolyn G	13	SUN-FG 1:32.17
51	Davis, Mary	13	AKS-FG 1:32.35
52	Creighton, Kaley	17	BRST-FG 1:33.05
53	Annis, Jamie R	13	HAT-FG 1:33.74
54	Szakacs, Lydia C	13	CSSC-FG 1:34.23
55	Martinez, Lexi	16	NMST-FG 1:35.29
56	Johnson, Hayley	16	BRST-FG 1:36.56
57	Camacho, Jacqu	13	YBC-FG 1:38.07
58	Pierce, Jordanna	14	BGS-FG 1:40.69
59	Benguria, Daniel	14	HSC-FG 1:41.77
60	Cayetano, Isabell	13	YBC-FG 1:41.95
61	Amador, Maresa	14	UN-01-FG 1:50.32
62	Kish, Sophia E	13	NMST-FG NT
63	Kanter, Rebecca	14	SF-FG NTY
64	Kleiban, Giselle	13	UN-01-FG NT
65	Motorwala, Sana	13	BGS-FG NT
66	Garcia, Gabi A	13	BGS-FG NT
67	Blackwin, Cassic	17	SAS-FG NT
68	Riley, Elizabeth I	13	YBC-FG NTY
69	Levit, Michaela	16	FLA-FG NT
70	Graci, Serena	13	BRST-FG NTY
71	Borges, Gaby S	14	AKS-FG NT
72	Garcia, Madelyn	13	CSSC-FG NT
73	Valqui, Nicolle A	13	CSSC-FG NT
74	Parsons, Camila	13	CSSC-FG NT
75	Reposa, Olivia	13	CSSC-FG NT

#24 Boys 13 & Over 100 LC Meter Backstroke

13-14 FGC Op: 56.83 2014 Michael Andrew

13-14 FGC Re: 59.60 2001 Bradley Ally

1:03.79 13-14 AAAAA

1:06.79 13-14 AAA

1:09.89 13-14 AA


1:12.89 13-14 A

1:12.89 13-14 FGJO

1:18.99 13-14 BB

1:24.99 13-14 B

Name	Age	Team	Seed Time
1	Fernandes, Guy C	18	MS-FG 57.69
2	Sharp, Nick R	16	SAS-FG 58.98
3	Saco, Michael B	23	MS-FG 59.41
4	Gomez, Alberto	15	UN-BG-FG 59.65
5	Alatorre, Fernan	16	AZFL-FG 59.69
6	Martinez, Jose A	17	AZFL-FG 59.70
7	Landi, Nicholas	20	BRST-FG 1:00.49
8	Pigot, Diguana D	20	MS-FG 1:01.43



2015 Coral Springs Open Invitational-CSSC-051615, S#: FGI051615CSSC-B-1

Coral Springs Aquatic Complex

Psych Sheet

#24 ... (Boys 13 & Over 100 LC Meter Backstroke)				
9	Hicks, Sam S	18	MS-FG	1:02.35
10	Lares, Andres A	15	AZFL-FG	1:02.70
11	Kotikovski, Elvis	13	AZFL-FG	1:02.97 AAAA
12	Junghahn, Matias	16	MS-FG	1:04.27
13	Imposimato, Juan	16	YBC-FG	1:04.39
14	Reid, AJ J	18	MS-FG	1:04.43
15	Pigot, Zu Z	18	MS-FG	1:04.55
16	Bermudez, Migu	18	BGS-FG	1:05.50
17	Payamps, GianC.	16	CSSC-FG	1:05.85
18	Cappa, Dominic	16	LAC	1:06.01
19	Hoost, Irvin	16	MS-FG	1:06.22
20	Vatinelle, Matthi	16	AKS-FG	1:08.91
21	Utz, Joaquin A	16	BGS-FG	1:09.02
22	Roth, Quinn A	15	SF-FG	1:09.35
23	Rivero, Bryan O	13	HSC-FG	1:09.36 AA
24	Rodriguez, Aaroi	13	HSC-FG	1:09.41 AA
25	Petzold, Julius L	17	MS-FG	1:10.38
26	Sanchez, Alex A	15	MS-FG	1:11.16
27	Fregosi, Carson C	16	SAS-FG	1:13.09
28	Tran, Vincent	16	SUN-FG	1:13.85
29	Ferrara, Nico J	15	CSSC-FG	1:13.94
30	Zylberberg, Noal	16	SAS-FG	1:14.20
31	McKeon, Andres	13	CSSC-FG	1:14.28 BB
32	Liraz, Tom	14	YBC-FG	1:14.95 BB
33	Morales, Jorge	15	HSC-FG	1:16.20
34	Machado, Lester	14	HSC-FG	1:16.42 BB
35	Rose, Keegan S	14	BGS-FG	1:16.51 BB
36	Fernandez, Mich	13	HSC-FG	1:16.80 BB
37	Llamo, Brian	18	NMST-FG	1:17.17
38	Amor, Matthew	13	UN-HS-FG	1:17.69 BB
39	Furman, Henry A	16	BRST-FG	1:18.35
40	Manrique, Sebas	15	YBC-FG	1:20.49
41	Cordova, Rene	15	YBC-FG	1:21.24
42	Trimble, Gregory	13	CSSC-FG	1:21.53 B
43	Ochoa, Felipe	15	BGS-FG	1:21.62
44	Michelena, Osca	14	SUN-FG	1:22.31 B
45	Lugones, Abraha	14	HSC-FG	1:23.56 B
46	Mourraille, Marc	15	BGS-FG	1:23.89
47	Gomez, Diego	15	YBC-FG	1:24.03
48	Hall, Zachri M	14	BGS-FG	1:24.46 B
49	Wood, Christian	15	BRST-FG	1:24.74
50	Sanchez, Jake A	14	AKS-FG	1:25.22
51	Savino, Gianni L	14	CSSC-FG	1:27.36
52	Huang, Zachary	14	CSSC-FG	1:28.95
53	Prado, Lorenzo	14	CSSC-FG	1:29.06
54	Taddonio, Matt J	16	BRST-FG	1:29.18
55	Schutz, Brandon	14	CSSC-FG	1:29.80
56	Estevez, Diego I	13	YBC-FG	1:30.09
57	Castro, Bryan A	13	UN-MS-FG	1:30.88
58	Suarez, Sabi A	14	CSSC-FG	1:31.05
59	Vatinelle, Tomas	13	AKS-FG	1:32.97
60	Duduyak, Klimer	13	NMST-FG	1:33.00

61	Squartino, Salvat	14	SF-FG	1:33.07
62	Cooper, Matthew	16	HAT-FG	1:38.37
63	Hosfeld, Luiz F	16	CSSC-FG	1:40.90
64	McCauley, Rick	14	SUN-FG	1:40.91
65	Hau, Berwyn	13	SF-FG	1:41.67
66	Block, Josh M	14	NMST-FG	1:47.15
67	Lee, Ian	14	CSSC-FG	1:48.91
68	Oliver, Kyle C	14	CSSC-FG	1:50.25
69	Garber, Joshua E	16	CSSC-FG	1:54.16
70	Serruya, Uri	20	MBS-FG	1:58.47
71	Smith, Shane S	13	SF-FG	NTY
72	Smith, Shawn	13	SF-FG	NTY
73	Gonzalez, Oscar	14	SF-FG	NTY
74	Zhang, Mark	13	AZFL-FG	NT
75	Pereda, Breixo	13	UN-01-FG	NT
76	Darias, Teolio	14	UN-01-FG	NT
77	Gomez, Bryan	14	UN-01-FG	NT
78	Gonzalez, Carlos	15	BGS-FG	NT
79	Marsal, Sebastiar	13	UN-BG-FG	NT
80	Wang, Evan N	13	HAT-FG	NTY
81	de la Puente, Anc	13	SAS-FG	NTY
82	Halbich, Storm E	17	SAS-FG	NT
83	Rotman, Pierce M	14	SAS-FG	NT
84	Tannhauser, Bobl	17	SAS-FG	NT
85	Rosales, Patricio	13	YBC-FG	NT
86	Montanez, Antho	13	YBC-FG	NTY
87	Rafalski, Richard	14	BRST-FG	NTY
88	Genz, David	15	BRST-FG	NT
89	Jaramillo, Lucas	13	AKS-FG	NT
90	Franzino, Patrick	13	CSSC-FG	NT
91	Parraga, Fabrizio	13	CSSC-FG	NT
92	Tauzer, Nathan J	13	CSSC-FG	NT


#25 Girls 10 & Under 50 LC Meter Breaststroke

<b>FGC Open Rec:</b>	<b>36.32</b>	<b>2014</b>	<b>Meghan Lynch</b>
<b>FGC Record:</b>	<b>37.15</b>	<b>1992</b>	<b>Sabah Brinson</b>
	<b>41.49</b>	<b>AAAA</b>	
	<b>43.69</b>	<b>AAA</b>	
	<b>45.89</b>	<b>AA</b>	
	<b>48.09</b>	<b>A</b>	
	<b>49.09</b>	<b>FGJO</b>	
	<b>54.69</b>	<b>BB</b>	
	<b>1:01.29</b>	<b>B</b>	
Name	Age	Team	Seed Time
1 Fernandez, Mich	10	HSC-FG	42.69 AAA
2 Botting, Riley E	10	CSSC-FG	43.07 AAA
3 Yordi, Rachel	10	NMST-FG	46.99 A
4 Dinehart, Olivia	10	AKS-FG	50.61 BB
5 Collie, Samantha	10	AZFL-FG	51.18 BB
6 Nieto, Bianca G	8	UN-01-FG	52.24 BB
7 Marino, Yazmin	10	YBC-FG	54.38 BB
8 Gonzalez, Paola	9	UN-BG-FG	54.54 BB
9 Meyer, Camryn F	8	CSSC-FG	55.07 B
10 Cope, Rosie Q	8	BGS-FG	55.57 B

11 Bellardi, Nicole	10	AZFL-FG	56.95 B
12 Yordi, Rebecca	10	NMST-FG	57.48 B
13 Mirones, Cecilia	9	SUN-FG	59.49 B
14 Portik-Gergely, K	9	BEST-FG	1:00.61 B
15 Moreno, Sofia	8	UN-01-FG	1:00.95 B
16 Udell, Stephanie	9	AZFL-FG	1:01.24 B
17 Gedeon, Anais	7	NMST-FG	1:01.93
18 Schleicher, Carle	9	SUN-FG	1:03.07
19 Landron, Teresa	10	SUN-FG	1:05.98
20 Macedo, Nicole	8	UN-01-FG	1:06.95
21 Zaparegos, Stam	8	BRST-FG	1:07.53
22 Chacon, Emilian	8	UN-01-FG	1:09.98
23 Acebo, Gabi O	10	BGS-FG	1:10.90
24 Genz, Cassandra	9	BRST-FG	1:12.13
25 Olmo, Charlotte	8	UN-01-FG	1:15.23
26 Wimmer, Astrid	10	YBC-FG	1:15.26
27 Tuyoy, Alexis K	10	CSSC-FG	1:16.86
28 Banks, Brooklyn	10	SF-FG	NTY
29 Renaud, Eva	10	SF-FG	NTY
30 McLemore, Merc	10	BEST-FG	NT
31 McLemore, Taw	9	BEST-FG	NT
32 Echeumuna, Sop	8	AZFL-FG	NT
33 Anton, Sidney	8	AZFL-FG	NT
34 Goldstein, Joey M	10	UN-AZ-FG	NT
35 Rosano, Anavero	9	UN-01-FG	NT
36 Sanford, Charlie	10	HAT-FG	NTY
37 Becherucci, Nicc	9	YBC-FG	NT
38 Levine, Taylor	10	YBC-FG	NTY
39 Calla, Gabriella C	9	YBC-FG	NTY
40 Sanchez-Tembla	10	MBS-FG	NT
41 Alsup, Evelyn R	9	MBS-FG	NT
42 Vazquez-Quiroga	9	MWA-FG	NT
43 Didovic, Kayleig	8	CSSC-FG	NT
44 Suarez, Rhanian C	8	CSSC-FG	NT
45 Cardenas, Isabell	8	CSSC-FG	NT
46 Wiesing, Malia N	9	CSSC-FG	NT

#26 Boys 10 & Under 50 LC Meter Breaststroke

<b>FGC Open Rec:</b>	<b>38.15</b>	<b>1988</b>	<b>Robbie Hallie</b>
<b>FGC Record:</b>	<b>38.15</b>	<b>1988</b>	<b>Robbie Hallie</b>
	<b>41.69</b>	<b>AAAA</b>	
	<b>43.89</b>	<b>AAA</b>	
	<b>45.99</b>	<b>AA</b>	
	<b>48.19</b>	<b>A</b>	
	<b>51.19</b>	<b>FGJO</b>	
	<b>54.69</b>	<b>BB</b>	
	<b>1:01.19</b>	<b>B</b>	
Name	Age	Team	Seed Time
1 Uglanov, Ivan	10	HAT-FG	47.73 A
2 Echeumuna, Luc	9	AZFL-FG	48.79 FGJO
3 Pokatragool, Pet	10	CSSC-FG	50.62 FGJO
4 Touya, Fabrice	10	BGS-FG	50.95 FGJO
5 Cayetano, Benjar	10	YBC-FG	56.12 B
6 Keung, Nathan C	9	AZFL-FG	56.32 B



2015 Coral Springs Open Invitational-CSSC-051615, S#: FGI051615CSSC-B-1

Coral Springs Aquatic Complex

Psych Sheet

#26 ... (Boys 10 & Under 50 LC Meter Breaststroke)

7	Opperman, Rafac	10	CSSC-FG	57.19	B
8	Reta, Ethan R	10	MBS-FG	58.50	B
9	Opperman, Luca	9	CSSC-FG	59.11	B
10	Kustin, Quinn H	10	HAT-FG	1:01.42	
11	Hau, Christopher	10	SF-FG	1:01.79	
12	Rilo, Ares A	7	SUN-FG	1:03.57	
13	Leon, Leonardo	10	UN-01-FG	1:05.98	
14	D'Avi, Thomas J	9	YBC-FG	1:06.69	
15	Shearer, Mateo	9	SUN-FG	1:07.07	
16	Lobaton Vargas,	9	AZFL-FG	1:13.99	
17	Barreto, Joshua	7	NMST-FG		NT
18	Hau, Derek	7	SF-FG		NTY
19	Ros, Daniel	10	SF-FG		NT
20	Portik-Gergely, F	8	BEST-FG		NT
21	Bencie, Brian M	10	BEST-FG		NT
22	Bueno, Brandon	9	UN-01-FG		NT
23	Guerrero, Fabio	9	UN-01-FG		NT
24	Burgos, Jonathan	10	UN-01-FG		NT
25	Caldeira de Andr	10	UN-01-FG		NT
26	Moreno, Diego	10	UN-01-FG		NT
27	Beleznavy, Andrev	10	SAS-FG		NTY
28	Livsey, Grant	10	YBC-FG		NT
29	Livsey, Brooks M	8	YBC-FG		NTY
30	Johnson, Marcus	9	BRST-FG		NT
31	Gomez, Lautaro	10	MBS-FG		NT
32	Reus, Julius A	8	MBS-FG		NT
33	Baltodano, Mich	9	MBS-FG		NT
34	Choque, Thomas	8	MBS-FG		NT
35	Harron De Monti	6	MBS-FG		NT
36	Musa, Farouk	7	HAT-FG		NT
37	Tan, Matthew W	9	CSSC-FG		NT
38	Alapati, Rohan	8	CSSC-FG		NT
39	Remer, Henry J	8	CSSC-FG		NT
40	Remer, Victor L	9	CSSC-FG		NT
41	Williams, Gavin	10	CSSC-FG		NT
42	NG, Evan	9	CSSC-FG		NT
43	Billings, Alex M	10	CSSC-FG		NT
44	Stouffer, Michael	10	CSSC-FG		NT
45	Piacente, Alexan	9	CSSC-FG		NT


#27 Girls 11-12 50 LC Meter Breaststroke

<b>FGC Open Rec:</b>	<b>35.07</b>	<b>2004</b>	<b>Kaylin Burchell</b>
<b>FGC Record:</b>	<b>35.80</b>	<b>2006</b>	<b>Keri Brunn</b>
	<b>36.89</b>	<b>AAAA</b>	
	<b>38.59</b>	<b>AAA</b>	
	<b>40.39</b>	<b>AA</b>	
	<b>42.09</b>	<b>A</b>	
	<b>43.09</b>	<b>FGJO</b>	
	<b>45.59</b>	<b>BB</b>	
	<b>49.09</b>	<b>B</b>	
<b>Name</b>	<b>Age</b>	<b>Team</b>	<b>Seed Time</b>
1 Gooding, Adrian	11	AZFL-FG	41.43 A

2	Virgin, Cara P	11	CSSC-FG	42.60	FGJO
3	Deo, Alana E	11	AKS-FG	43.56	BB
4	Garcia, Giuliana	11	CSSC-FG	44.65	BB
5	Gonzalez, Shann	12	HSC-FG	45.23	BB
6	Dattile, Briana E	11	CSSC-FG	46.47	B
7	Gonzalez, Nora	11	UN-01-FG	46.75	B
8	Nieto, Antonella	11	UN-01-FG	47.60	B
9	Wang, Cindy	12	AKS-FG	47.76	B
10	Mason, Olivia C	12	CSSC-FG	48.13	B
11	Manrique, Kari	11	YBC-FG	48.24	B
12	Candido, Amber	11	CSSC-FG	48.97	B
13	Montesinos, Mel	11	AZFL-FG	49.00	B
14	Vazquez, Jennife	11	HSC-FG	49.79	
15	Leon, Angie	12	YBC-FG	50.06	
16	Landron, Victoria	11	SUN-FG	51.05	
17	Pizano, Juliet	12	MBS-FG	51.20	
18	Deybach, Stephe	12	MBS-FG	51.51	
19	Lalor, Kayleigh I	12	CSSC-FG	52.36	
20	Sweet, Claire-Mi	12	YBC-FG	52.43	
21	Gomez, Abigail P	12	SUN-FG	52.61	
22	Sacerio, Camilla	12	YBC-FG	52.87	
23	Camacho, Julian	11	YBC-FG	53.32	
24	Molina, Gabriela	11	AKS-FG	53.63	
25	Nordheim, Carol	12	SAS-FG	54.32	
26	Udell, Caroline M	11	AZFL-FG	55.03	
27	Vatinelle, Maia A	12	AKS-FG	55.45	
28	Gould, Grace K	11	YBC-FG	56.39	
29	Saunders, Helen	12	AZFL-FG	57.10	
30	Ros, Penelope	12	BGS-FG	59.10	
31	Zaparegos, Eiren	11	BRST-FG	1:02.14	
32	Hemmerde, Anto	12	MBS-FG	1:04.34	
33	Alfonso, Ashley I	11	AKS-FG	1:04.99	
34	Bohm, Haley	11	CSSC-FG	1:05.14	
35	Genz, Gabriella P	12	BRST-FG	1:05.33	
36	Suglio, Melanie I	11	CSSC-FG	1:11.18	
37	Longman, Noa S	11	NMST-FG		NT
38	Leon, Valerie L	12	SF-FG		NTY
39	Fiffe, Chloe	12	UN-01-FG		NT
40	Ros, Alessandra	11	BGS-FG		NT
41	Zimberg, Tara A	11	SAS-FG		NT
42	Nguyen, Alexis	11	SAS-FG		NT
43	Silva, Lauren E	11	MS-FG		NT
44	Christianson, Kat	11	YBC-FG		NTY
45	Ruiz, Alexandra	12	YBC-FG		NTY
46	Brown Chewning	11	YBC-FG		NTY
47	Herne, Maria	12	YBC-FG		NT
48	McClean, Devon V	11	BRST-FG		NTY
49	Martin, Kaya E	12	MBS-FG		NT
50	Vazquez-Quiroga	11	MWA-FG		NT
51	Eilers, Morgan D	11	MWA-FG		NT
52	Cardozo, Gabby	11	CSSC-FG		NT
53	McGee, Lily A	11	CSSC-FG		NT

#28 Boys 11-12 50 LC Meter Breaststroke

<b>FGC Open Rec:</b>	<b>33.18</b>	<b>2012</b>	<b>Tristan Celestin</b>
<b>FGC Record:</b>	<b>32.45</b>	<b>2008</b>	<b>Quinn Cassidy</b>
	<b>36.19</b>	<b>AAAA</b>	
	<b>38.09</b>	<b>AAA</b>	
	<b>40.09</b>	<b>AA</b>	
	<b>41.99</b>	<b>A</b>	
	<b>43.99</b>	<b>FGJO</b>	
	<b>45.99</b>	<b>BB</b>	
	<b>49.89</b>	<b>B</b>	
<b>Name</b>	<b>Age</b>	<b>Team</b>	<b>Seed Time</b>
1 Keung, Ethan O	12	AZFL-FG	42.84 FGJO
2 Bolanos, Maurico	12	YBC-FG	43.13 FGJO
3 Hall, Luke A	12	BGS-FG	43.33 FGJO
4 Vasilyev, Nikolay	12	HAT-FG	44.51 BB
5 Ward, Wilson T	11	UN-CS-FG	44.62 BB
6 Watson, Daniel S	12	HAT-FG	45.99 BB
7 Gonzalez, Brian	11	CSSC-FG	46.64 B
8 Scarlett, Jayden I	12	HAT-FG	47.97 B
9 Bonasera, Jason I	12	CSSC-FG	50.31
10 Kustin, Jakob G	12	HAT-FG	51.91
11 Olson, William P	11	CSSC-FG	53.45
12 Johnston, Owen	11	YBC-FG	55.42
13 Gomez del Camp	12	MWA-FG	56.19
14 Lauzurique, Jaso	12	BGS-FG	56.74
15 Schwartz, Benjar	12	SAS-FG	59.31
16 Monastirsky, Dar	12	NMST-FG	1:04.80
17 Sorunmu, Elijah	12	SF-FG	1:09.08
18 Tamaroff, Alec R	12	SF-FG	NTY
19 Tamaroff, Dylan	12	SF-FG	NTY
20 Tamaroff, Jared I	12	SF-FG	NTY
21 Mauriello, Brunc	12	UN-01-FG	NT
22 Sam, Michael	11	UN-01-FG	NT
23 Malaver, Joseph	11	UN-01-FG	NT
24 Adams, Blake	12	YBC-FG	NT
25 Rosales, Diego	11	YBC-FG	NT
26 Bezerra, Joseph I	12	CSSC-FG	NT
27 Vazquez, Leo	11	CSSC-FG	NT
28 Brander, Ryan J	11	CSSC-FG	NT
29 Unsworth, Logar	11	CSSC-FG	NT
30 Williams, Christi	12	CSSC-FG	NT





2015 Coral Springs Open Invitational-CSSC-051615, S#: FGI051615CSSC-B-1

Coral Springs Aquatic Complex

Psych Sheet

#29 Girls 200 LC Meter Breaststroke

<b>10&amp;U FGC Op:</b>	<b>3:13.21</b>	<b>2007</b>	<b>Jillian Alexander</b>
<b>10&amp;U FGC Rec:</b>	<b>2:59.20</b>	<b>2004</b>	<b>Keri Brunn</b>
<b>11-12 FGC Op:</b>	<b>2:43.38</b>	<b>2010</b>	<b>Sydney Pickrem</b>
<b>11-12 FGC Re:</b>	<b>2:45.04</b>	<b>2001</b>	<b>Katie Marsh</b>
<b>13-14 FGC Op:</b>	<b>2:33.84</b>	<b>2011</b>	<b>Emily Kopas</b>
<b>13-14 FGC Re:</b>	<b>2:33.84</b>	<b>2011</b>	<b>Emily Kopas</b>

	<b>2:55.99</b>	<b>11-12</b>	<b>AAAA</b>
	<b>3:04.29</b>	<b>11-12</b>	<b>AAA</b>
	<b>3:12.69</b>	<b>11-12</b>	<b>AA</b>
	<b>3:21.09</b>	<b>11-12</b>	<b>A</b>
	<b>3:25.09</b>	<b>11-12</b>	<b>FGJO</b>
	<b>3:37.89</b>	<b>11-12</b>	<b>BB</b>
	<b>3:54.59</b>	<b>11-12</b>	<b>B</b>
	<b>2:46.99</b>	<b>13-14</b>	<b>AAAA</b>
	<b>2:54.89</b>	<b>13-14</b>	<b>AAA</b>
	<b>3:02.89</b>	<b>13-14</b>	<b>AA</b>
	<b>3:10.79</b>	<b>13-14</b>	<b>A</b>
	<b>3:10.79</b>	<b>13-14</b>	<b>FGJO</b>

Name	Age	Team	Seed Time
1 Valls, Annie C	18	MS-FG	2:41.04
2 Kim, Daniela	14	YBC-FG	2:50.03 AAA
3 McKenna, Thea F	14	HAT-FG	2:50.37 AAA
4 Morales, Frances	16	BRST-FG	2:51.62
5 Giordano, Sophie	16	MS-FG	2:53.23
6 Dangond, Manue	15	MS-FG	2:53.52
7 Reuter, Megan B	19	BRST-FG	2:53.61
8 MacNeil, Maggie	15	LAC	2:54.65
9 Wang, Sabrina	16	LAC	2:54.67
10 Jerew, Hailey R	14	AKS-FG	2:57.31 AA
11 Smiddy, Rose K	16	AKS-FG	2:57.67
12 Ballestas, Emma	14	MS-FG	2:58.46 AA
13 Miao, Margaret V	11	AKS-FG	2:58.50 AAA
14 Wong, Ellie	15	LAC	3:01.21
15 Creighton, Kaley	17	BRST-FG	3:04.96
16 Fernandez, Gabri	14	HSC-FG	3:05.81 A
17 Maginley, Aliah I	17	AZFL-FG	3:07.96
18 Newcomb, Kalei	18	AKS-FG	3:08.56
19 Taylor, Isabella I	12	HAT-FG	3:13.01 A
20 Mason, Julie E	14	CSSC-FG	3:13.23 BB
21 Szakaacs, Lydia C	13	CSSC-FG	3:16.46 BB
22 Cordoba, Brooke	13	CSSC-FG	3:18.31 BB
23 Cope, Lily Y	12	BGS-FG	3:18.86 A
24 D'Alessandro, Ja	12	AKS-FG	3:21.46 FGJO
25 Feiler, Sarah N	14	BGS-FG	3:25.30 BB
26 Lea, Rachel A	15	SUN-FG	3:25.82
27 Iskandarani, May	16	MS-FG	3:28.75
28 Kondratovitch, A	12	UN-BG-FG	3:29.47 BB
29 Sacerio, Camilla	12	YBC-FG	4:08.92
30 Martinez, Lexi	16	NMST-FG	4:10.96
31 Capalbo, Solana	13	AZFL-FG	NT
32 Aguero, Juliette	14	UN-01-FG	NT
33 Beleznay, Maya	13	SAS-FG	NTY

34 Reta, Oriana A	13	MBS-FG	NT
35 Pizano, Juliet	12	MBS-FG	NT
36 Fajardo, Dominic	15	CSSC-FG	NT
37 Gautieri, Nicole I	18	CSSC-FG	NT
38 Reposo, Olivia	13	CSSC-FG	NT
39 Mitova, Ellie	12	CSSC-FG	NT


#30 Boys 200 LC Meter Breaststroke

<b>10&amp;U FGC Op:</b>	<b>3:03.69</b>	<b>2002</b>	<b>Nicholas Manousos</b>
<b>10&amp;U FGC Rec:</b>	<b>3:03.69</b>	<b>2002</b>	<b>Nicholas Manousos</b>
<b>11-12 FGC Op:</b>	<b>2:39.77</b>	<b>2012</b>	<b>Alberto Gomez</b>
<b>11-12 FGC Re:</b>	<b>2:39.77</b>	<b>2012</b>	<b>Alberto Gomez</b>
<b>13-14 FGC Op:</b>	<b>2:23.14</b>	<b>2002</b>	<b>Sean R Mahoney</b>
<b>13-14 FGC Re:</b>	<b>2:25.26</b>	<b>2013</b>	<b>Julio Horrego</b>

	<b>2:52.49</b>	<b>11-12</b>	<b>AAAA</b>
	<b>3:00.69</b>	<b>11-12</b>	<b>AAA</b>
	<b>3:08.89</b>	<b>11-12</b>	<b>AA</b>
	<b>3:17.09</b>	<b>11-12</b>	<b>A</b>
	<b>3:25.09</b>	<b>11-12</b>	<b>FGJO</b>
	<b>3:33.59</b>	<b>11-12</b>	<b>BB</b>
	<b>3:49.99</b>	<b>11-12</b>	<b>B</b>
	<b>2:37.09</b>	<b>13-14</b>	<b>AAAA</b>
	<b>2:44.59</b>	<b>13-14</b>	<b>AAA</b>
	<b>2:52.09</b>	<b>13-14</b>	<b>AA</b>
	<b>2:59.49</b>	<b>13-14</b>	<b>A</b>
	<b>2:59.49</b>	<b>13-14</b>	<b>FGJO</b>

Name	Age	Team	Seed Time
1 Guarente, Marco	18	UN-AZ-FG	2:19.55
2 Pereira, Daniel B	19	AZFL-FG	2:25.40
3 Johnston, Johann	21	BRST-FG	2:26.71
4 Landi, Nicholas T	20	BRST-FG	2:26.95
5 Ossola, Nicolo'	24	UN-AZ-FG	2:27.05
6 Reid, AJ J	18	MS-FG	2:28.32
7 Urrutia, Felipe	15	MS-FG	2:29.47
8 Gonzalez, Mateo	18	AZFL-FG	2:29.60
9 Tjon-A-Joe, Raiz	17	AZFL-FG	2:29.90
10 Lauzurique, Mar	15	UN-BG-FG	2:33.55
11 Bastian, Izaak Z	14	SAS-FG	2:36.16 AAAAA
12 Anzola, Enrique	16	AKS-FG	2:37.63
13 Fraiman, Elad	16	UN-AZ-FG	2:40.64
14 Tatton, Kyle V	15	SAS-FG	2:40.89
15 Veit, Eric	16	YBC-FG	2:50.74
16 Arvelo, Juan A	14	BGS-FG	2:55.02 A
17 Capalbo, Ivan D	15	AZFL-FG	2:57.45
18 Garcia, Andres P	14	UN-HS-FG	2:57.73 A
19 Taddonio, Camer	14	BRST-FG	2:58.93 A
20 Fernandez, Mich	13	HSC-FG	2:59.07 A
21 Costello, Pat M	17	BRST-FG	2:59.90
22 Machado, Lester	14	HSC-FG	3:01.03 BB
23 Valdes, Victor M	11	HSC-FG	3:04.56 AA
24 Avellaneda, Dieg	14	SUN-FG	3:05.71 BB
25 Montejo, Orland	13	MS-FG	3:08.77 BB
26 Marsal, Sebastian	13	UN-BG-FG	3:09.83 BB
27 Wood, Christian	15	BRST-FG	3:10.12

28 Cooper, Matthew	16	HAT-FG	3:10.36
29 Sanchez, Jake A	14	AKS-FG	3:11.51 BB
30 Hamilton, Ian D	13	AZFL-FG	3:15.77 B
31 Valdivia, Dylan I	12	MS-FG	3:16.78 A
32 Quesada-Amor, J	13	UN-HS-FG	3:17.42 B
33 Turban, Jean Cha	16	AKS-FG	3:19.01
34 Keung, Ethan O	12	AZFL-FG	3:20.67 FGJO
35 Touya Jr, Fernan	15	BGS-FG	3:20.67
36 Hau, Berwyn	13	SF-FG	3:21.28 B
37 Schleicher, Branc	14	SUN-FG	3:39.19
38 Augier, Lucas	14	UN-01-FG	3:40.28
39 Castro, Bryan A	13	UN-MS-FG	3:43.01
40 Keung, Nathan C	9	AZFL-FG	4:35.18
41 Reveron, Claudi	13	NMST-FG	NT
42 Tamaroff, Alec R	12	SF-FG	NTY
43 Tamaroff, Dylan	12	SF-FG	NTY
44 Tamaroff, Jared I	12	SF-FG	NTY
45 Smith, Shane S	13	SF-FG	NTY
46 Keung, Tzeman	44	UN-FG-FG	NT
47 Lares, Sebastian	11	AZFL-FG	NT
48 Barzola, Umberto	15	UN-01-FG	NT
49 Mourraile, Marc	15	BGS-FG	NT
50 Lauzurique, Jaso	12	BGS-FG	NT
51 Hall, Luke A	12	BGS-FG	NT
52 Sheinfeld, Zacha	16	HAT-FG	NTY
53 Wang, Evan N	13	HAT-FG	NTY
54 Bolanos, Maurici	12	YBC-FG	NTY
55 Livsey, Brooks M	8	YBC-FG	NTY
56 Wilkie, Malcolm	14	YBC-FG	NTY
57 Taddonio, Matt J	16	BRST-FG	NT
58 Hebden, Marcus	13	BRST-FG	NT
59 Bono, Dominic F	11	AKS-FG	NT
60 Jaramillo, Lucas	13	AKS-FG	NT
61 Sierra, Miguel	12	AKS-FG	NT
62 McCormick, San	13	CSSC-FG	NT
63 Hopkins, Dennis	16	CSSC-FG	NT
64 Parraga, Fabrizio	13	CSSC-FG	NT
65 Blanco, David A	13	CSSC-FG	NT



2015 Coral Springs Open Invitational-CSSC-051615, S#: FGI051615CSSC-B-1

Coral Springs Aquatic Complex

Psych Sheet

#31 Girls 400 LC Meter Freestyle

<b>10&amp;U FGC Ope:</b>	<b>4:53.07</b>	<b>2004</b>	<b>Becca Heller</b>
<b>10&amp;U FGC Rec:</b>	<b>4:47.79</b>	<b>2003</b>	<b>Jenny Yazbec</b>
<b>11-12 FGC Op:</b>	<b>4:24.50</b>	<b>2006</b>	<b>Lauren Driscoll</b>
<b>11-12 FGC Re:</b>	<b>4:24.50</b>	<b>2006</b>	<b>Lauren Driscoll</b>
<b>13-14 FGC Op:</b>	<b>4:16.32</b>	<b>2011</b>	<b>Becca Mann</b>
<b>13-14 FGC Re:</b>	<b>4:12.83</b>	<b>1983</b>	<b>Michele Richardson</b>
	<b>5:20.19</b>	<b>10&amp;U</b>	<b>AAAA</b>
	<b>5:35.39</b>	<b>10&amp;U</b>	<b>AAA</b>
	<b>5:50.59</b>	<b>10&amp;U</b>	<b>AA</b>
	<b>6:05.89</b>	<b>10&amp;U</b>	<b>A</b>
	<b>6:51.59</b>	<b>10&amp;U</b>	<b>BB</b>
	<b>7:37.29</b>	<b>10&amp;U</b>	<b>B</b>
	<b>4:47.99</b>	<b>11-12</b>	<b>AAAA</b>
	<b>5:01.69</b>	<b>11-12</b>	<b>AAA</b>
	<b>5:15.39</b>	<b>11-12</b>	<b>AA</b>
	<b>5:29.09</b>	<b>11-12</b>	<b>A</b>
	<b>5:56.49</b>	<b>11-12</b>	<b>BB</b>
	<b>6:23.89</b>	<b>11-12</b>	<b>B</b>


Name	Age	Team	Seed Time	
1 Smutny, Mary S	14	AKS-FG	4:24.95	AAAA
2 Braga, Luisa	16	UN-AZ-FG	4:26.37	
3 Valls, Kyla S	16	MS-FG	4:28.30	
4 Van Den Berg, D	18	AZFL-FG	4:28.37	
5 Squartino, Geena	19	SF-FG	4:30.31	
6 Dodge, Katelyn	21	BRST-FG	4:35.13	
7 Brannan, Marissa	15	HAT-FG	4:37.15	
8 Van Den Berg, A	16	AZFL-FG	4:38.55	
9 Schimansky, Mei	15	CSSC-FG	4:41.23	
10 Cooper, Catharin	15	CSSC-FG	4:43.90	
11 Digulla, Megan C	20	BRST-FG	4:44.06	
12 Bucaro, Sarah M	15	AZFL-FG	4:46.78	
13 Thomas, Camero	13	SF-FG	4:47.31	AAA
14 Belcik, Bridget A	19	BRST-FG	4:47.90	
15 Ledgin, Autumn	18	SAS-FG	4:48.16	
16 Cordes, Hannah	15	MS-FG	4:48.73	
17 Sauer, Lindsey N	18	CSSC-FG	4:49.94	
18 Robinson, Aitana	17	LAC	4:49.96	
19 Virgin, Hannah E	14	CSSC-FG	4:50.00	AA
20 Biro, Delaney P	13	CSSC-FG	4:51.90	AA
21 Manganiello, Lin	17	AKS-FG	4:52.33	
22 Wang, Sabrina	16	LAC	4:52.65	
23 Botting, Rachel I	13	CSSC-FG	4:52.70	AA
24 Langham, Menle	15	LAC	4:53.52	
25 Wilkerson, Rebe	17	CSSC-FG	4:56.30	
26 Payne, Hanna J	18	MS-FG	4:59.02	
27 Maginley, Aliah	17	AZFL-FG	5:01.27	
28 Kennedy, Jodi	13	SF-FG	5:01.88	A
29 Kauffman, Ruthi	12	NMST-FG	5:02.16	AA
30 El-Hamaki, Sahr	20	BRST-FG	5:02.42	
31 D'Alessandro, Ja	12	AKS-FG	5:02.59	AA
32 Perna, Sabrina I	15	UN-BG-FG	5:04.00	
33 Peralta, Renata	16	MS-FG	5:06.77	

34 Williams, Allora	14	SF-FG	5:07.48	A
35 Banks, Gabriann	12	HAT-FG	5:10.00	AA
36 Taylor, Isabella I	12	HAT-FG	5:10.00	AA
37 Ross, Racine E	15	AZFL-FG	5:10.05	
38 Allen, Jessica	15	LAC	5:10.17	
39 Schain, Maddy L	13	AKS-FG	5:10.32	A
40 Miao, Margaret V	11	AKS-FG	5:11.19	AA
41 Wong, Ellie	15	LAC	5:12.06	
42 Abovitz, Zoe C	14	AZFL-FG	5:15.34	BB
43 Grussmark, Cam	16	MS-FG	5:16.07	
44 Kondratovitch, A	12	UN-BG-FG	5:17.33	A
45 Suzuki, Luisa A	15	CSSC-FG	5:17.90	
46 Tran, Stephanie	14	SUN-FG	5:18.78	BB
47 Cope, Lily Y	12	BGS-FG	5:19.61	A
48 Mason, Julie E	14	CSSC-FG	5:23.50	BB
49 Udell, Olivia F	13	AZFL-FG	5:23.62	BB
50 Beltrano, Gabby	13	CSSC-FG	5:24.30	BB
51 Jones, Acacia L	14	CSSC-FG	5:32.00	BB
52 Torres, Pamela	14	AKS-FG	5:34.95	BB
53 Schimansky, Sara	12	CSSC-FG	5:35.25	BB
54 Smith, Selena	14	SF-FG	5:35.39	BB
55 Bérubés8sb7sm8	19	GO	5:39.14	
56 Barnhardt, Rylie	10	AZFL-FG	5:41.52	AA
57 Smutny, Lucy D	12	AKS-FG	5:48.41	BB
58 Montero, Becca	10	AKS-FG	5:55.17	A
59 Davis, Mary	13	AKS-FG	6:05.24	B
60 Deybach, Stephie	12	MBS-FG	6:07.56	B
61 Dinehart, Olivia	10	AKS-FG	6:26.88	BB
62 Kennedy, Lauren	9	SF-FG	6:49.58	BB
63 Levin, Rebeca	10	SF-FG		NT
64 Sola, Sophia B	14	BGS-FG		NT
65 Alonso, Jimena	15	SAS-FG		NTY
66 Camacho, Jacque	13	YBC-FG		NTY
67 Gonzalez, Chloe	12	MBS-FG		NT
68 Szakacs, Lydia C	13	CSSC-FG		NT
69 Puia, Emily R	15	CSSC-FG		NT

#32 Boys 400 LC Meter Freestyle

<b>10&amp;U FGC Ope:</b>	<b>4:50.00</b>	<b>2002</b>	<b>Nicholas Manousos</b>
<b>10&amp;U FGC Rec:</b>	<b>4:50.00</b>	<b>2002</b>	<b>Nicholas Manousos</b>
<b>11-12 FGC Op:</b>	<b>4:17.14</b>	<b>2011</b>	<b>Matthew Hirschberger</b>
<b>11-12 FGC Re:</b>	<b>4:18.36</b>	<b>2014</b>	<b>Rafael Rodriguez</b>
<b>13-14 FGC Op:</b>	<b>4:05.63</b>	<b>2012</b>	<b>Wes McGovern</b>
<b>13-14 FGC Re:</b>	<b>4:04.87</b>	<b>2004</b>	<b>Jeff RAYMOND</b>
	<b>5:14.69</b>	<b>10&amp;U</b>	<b>AAAA</b>
	<b>5:29.69</b>	<b>10&amp;U</b>	<b>AAA</b>
	<b>5:44.59</b>	<b>10&amp;U</b>	<b>AA</b>
	<b>5:59.59</b>	<b>10&amp;U</b>	<b>A</b>
	<b>6:44.59</b>	<b>10&amp;U</b>	<b>BB</b>
	<b>7:29.49</b>	<b>10&amp;U</b>	<b>B</b>
	<b>4:41.59</b>	<b>11-12</b>	<b>AAAA</b>
	<b>4:55.09</b>	<b>11-12</b>	<b>AAA</b>
	<b>5:08.49</b>	<b>11-12</b>	<b>AA</b>
	<b>5:21.89</b>	<b>11-12</b>	<b>A</b>
	<b>5:48.69</b>	<b>11-12</b>	<b>BB</b>
	<b>6:15.49</b>	<b>11-12</b>	<b>B</b>

Name	Age	Team	Seed Time	
1 Acosta, Marcelo	18	AZFL-FG	3:51.23	
2 Lupoli, Franco A	21	UN-AZ-FG	3:59.32	
3 Smutny, Luke R	16	AKS-FG	4:10.59	
4 Gomez, Alberto	15	UN-BG-FG	4:11.10	
5 Bohorquez, Fern	18	AZFL-FG	4:11.32	
6 Martinez, Jose A	17	AZFL-FG	4:13.30	
7 Horrego, Julio A	16	HSC-FG	4:14.00	
8 Araya, Esteban	18	UN-AZ-FG	4:14.55	
9 Alatorre, Fernan	16	AZFL-FG	4:14.95	
10 Lares, Andres A	15	AZFL-FG	4:18.20	
11 Vargas, Sebastiar	16	CSSC-FG	4:19.22	
12 Le Grand, Jemal	20	AZFL-FG	4:19.90	
13 Gil, Drake E	14	BRST-FG	4:21.96	AAAA
14 Hicks, Sam S	18	MS-FG	4:23.22	
15 Urrutia, Felipe	15	MS-FG	4:24.01	
16 Bermudez, Migu	18	BGS-FG	4:25.00	
17 Utz, Joaquin A	16	BGS-FG	4:25.61	
18 Pineiro-Barros, E	16	YBC-FG	4:26.21	
19 Matheus, Eric	14	SAS-FG	4:33.61	AAA
20 Torres, John	14	UN-BG-FG	4:33.80	AAA
21 Gomez, Felipe	21	AZFL-FG	4:34.32	
22 Vatinelle, Matthi	16	AKS-FG	4:34.41	
23 Perez, Jhonny J	17	UN-AZ-FG	4:34.80	
24 Cardozo, Joseph	16	BGS-FG	4:35.86	
25 Cappa, Dominic	16	LAC	4:36.59	
26 Petzold, Julius L	17	MS-FG	4:41.23	
27 Medina, Josten V	15	MS-FG	4:41.94	
28 Rotman, Pierce M	14	SAS-FG	4:47.71	AA
29 Barranco, Kevin	14	BGS-FG	4:47.97	AA
30 Peralta, Rene A	14	MS-FG	4:49.11	AA
31 Yamamoto, Henr	17	CSSC-FG	4:50.20	
32 Homes, Diego	14	YBC-FG	4:53.42	A
33 Pierce, Bryce E	18	CSSC-FG	4:53.87	



2015 Coral Springs Open Invitational-CSSC-051615, S#: FGI051615CSSC-B-1

Coral Springs Aquatic Complex

Psych Sheet

#32 ... (Boys 400 LC Meter Freestyle)

34	Miller, Maxwell	14	YBC-FG	5:03.74	BB
35	Cortez, Luis E	12	HAT-FG	5:04.83	AA
36	Frیمان, Elad	16	UN-AZ-FG	5:04.93	
37	Marsal, Sebastian	13	UN-BG-FG	5:06.12	BB
38	Tortola, Cristian	13	UN-AZ-FG	5:08.24	BB
39	Lopez, Jose C	12	MS-FG	5:09.00	A
40	Winkler, Kaii L	9	FLA-FG	5:11.98	AAAA
41	Bono, Dominic E	11	AKS-FG	5:15.36	A
42	Marks, Connor M	12	CSSC-FG	5:20.00	A
43	Dulieu, Diego R	10	AZFL-FG	5:23.62	AAA
44	Hosfeld, Luiz F	16	CSSC-FG	5:26.76	
45	Arvelo, Juan A	14	BGS-FG	5:27.70	BB
46	Trimble, Gregory	13	CSSC-FG	5:32.95	B
47	Winkler, Finn	10	FLA-FG	5:54.16	A
48	Smith, Shawn	13	SF-FG	5:55.51	
49	Suarez, Sabi A	14	CSSC-FG	6:00.00	
50	Deybach, Alex	14	MBS-FG	6:02.45	
51	Byshnev, Konstantin	19	BRST-FG		NT
52	Lundgren, Paul M	15	AKS-FG		NT
53	Vatinelle, Tomas	13	AKS-FG		NT
54	Sierra, Miguel	12	AKS-FG		NT
55	Savino, Gianni L	14	CSSC-FG		NT
56	Hernandez, Kalv	14	CSSC-FG		NT

#33 Girls 10 & Under 200 LC Meter Freestyle

<b>FGC Open Rec:</b>	<b>2:18.59</b>	<b>2014</b>	<b>Meghan Lynch</b>
<b>FGC Record:</b>	<b>2:19.21</b>	<b>2004</b>	<b>Becca Heller</b>
	<b>2:33.39</b>	<b>AAAA</b>	
	<b>2:41.69</b>	<b>AAA</b>	
	<b>2:50.09</b>	<b>AA</b>	
	<b>2:58.39</b>	<b>A</b>	
	<b>3:02.39</b>	<b>FGJO</b>	
	<b>3:23.39</b>	<b>BB</b>	
	<b>3:48.49</b>	<b>B</b>	

Name	Age	Team	Seed Time
1 Barnhardt, Rylie	10	AZFL-FG	2:37.45 AAA
2 Montero, Becca	10	AKS-FG	2:37.50 AAA
3 Fernandez, Mich	10	HSC-FG	2:37.65 AAA
4 Botting, Riley E	10	CSSC-FG	2:41.60 AAA
5 Dinehart, Olivia	10	AKS-FG	2:46.12 AA
6 Dinehart, Elena S	10	AKS-FG	2:50.47 A
7 Levin, Rebeca	10	SF-FG	2:53.16 A
8 Chinogwenya, N	10	SF-FG	2:58.70 FGJO
9 Robertson, Emily	10	CSSC-FG	2:58.72 FGJO
10 Kennedy, Lauren	9	SF-FG	3:02.21 FGJO
11 Levin, Sara	8	SF-FG	3:02.34 FGJO
12 McCormick, Rile	10	CSSC-FG	3:05.93 BB
13 Troccoli, Isa M	10	SUN-FG	3:07.81 BB
14 Nieto, Bianca G	8	UN-01-FG	3:09.24 BB
15 Rilo, Illari	10	SUN-FG	3:11.65 BB
16 Olson, Elisabeth	10	CSSC-FG	3:13.29 BB
17 Gonzalez, Paola	9	UN-BG-FG	3:15.10 BB

18 Smutny, Maddie	9	AKS-FG	3:21.61	BB
19 Holmes, Willow	10	CSSC-FG	3:21.65	BB
20 Palacios, Nicole	10	CSSC-FG	3:23.57	B
21 Banks, Brooklyn	10	SF-FG	3:27.81	B
22 Tauzer, Sarah A	9	CSSC-FG	3:42.85	B
23 Bonasera, Kaitlyn	9	CSSC-FG	3:50.96	
24 Badell, Eugenia	10	NMST-FG		NT
25 Sosa, Ariana	9	SF-FG		NTY
26 Kanter, Ava	9	SF-FG		NT
27 Cope, Rosie Q	8	BGS-FG		NT
28 Frazier, Sara M	10	BGS-FG		NT
29 Baucells, Angelir	9	BGS-FG		NT
30 Marino, Yazmin	10	YBC-FG		NTY
31 Alsup, Evelyn R	9	MBS-FG		NT
32 Ward, Payton A	10	CSSC-FG		NT
33 Bonney, Macken	8	CSSC-FG		NT
34 Armbruster, Kait	10	CSSC-FG		NT
35 Meyer, Camryn I	8	CSSC-FG		NT
36 Suarez, Rhanian C	8	CSSC-FG		NT
37 Lubarsky, Roni	9	CSSC-FG		NT

#34 Boys 10 & Under 200 LC Meter Freestyle

<b>FGC Open Rec:</b>	<b>2:18.33</b>	<b>2009</b>	<b>Jackson DeFore</b>
<b>FGC Record:</b>	<b>2:19.68</b>	<b>2002</b>	<b>Nicholas Manousos</b>
	<b>2:30.39</b>	<b>AAAA</b>	
	<b>2:37.49</b>	<b>AAA</b>	
	<b>2:44.69</b>	<b>AA</b>	
	<b>2:51.89</b>	<b>A</b>	
	<b>2:59.89</b>	<b>FGJO</b>	
	<b>3:13.29</b>	<b>BB</b>	
	<b>3:34.79</b>	<b>B</b>	


Name	Age	Team	Seed Time	
1 Winkler, Kaii L	9	FLA-FG	2:22.29 AAAA	
2 Winkler, Finn	10	FLA-FG	2:22.34 AAAA	
3 Rodriguez, Agust	10	HSC-FG	2:32.22 AAA	
4 Dulieu, Diego R	10	AZFL-FG	2:35.00 AAA	
5 Echeumuna, Luc	9	AZFL-FG	2:50.11 A	
6 Rivas, Fabio A	9	HSC-FG	2:57.58 FGJO	
7 Leal, Samuel A	10	BGS-FG	2:58.40 FGJO	
8 McCracken, Ben	9	CSSC-FG	2:59.84 FGJO	
9 Carbone, Santiag	10	NMST-FG	3:10.90 BB	
10 Lopez-Casula, M	10	HSC-FG	3:10.90 BB	
11 Pokatragool, Petr	10	CSSC-FG	3:12.25 BB	
12 Gonzalez, Georg	7	UN-BG-FG	3:15.10 B	
13 Aguirre, Jorge A	10	SF-FG	3:25.13 B	
14 Opperman, Rafac	10	CSSC-FG	3:28.60 B	
15 Hau, Derek	7	SF-FG	3:31.91 B	
16 Nordheim, Greg	10	SAS-FG	3:35.39	
17 Opperman, Luca	9	CSSC-FG	3:41.09	
18 Reta, Ethan R	10	MBS-FG	3:41.82	
19 Armbruster, Tyle	8	CSSC-FG	3:42.18	
20 Ros, Daniel	10	SF-FG	3:54.55	
21 DeBlasis, Jordan	10	SF-FG		NT
22 Kean, Christophe	9	SUN-FG		NT

23 Landron, Gabriel	8	SUN-FG		NT
24 Landron, Rafael	7	SUN-FG		NT
25 Leon, Leonardo	10	UN-01-FG		NT
26 Lopez-Casula, L	7	HSC-FG		NT
27 Aronsohn, Matth	10	SAS-FG		NT
28 Sherlock, Aiden	10	BRST-FG		NTY
29 Alvarez, Alejand	10	CSSC-FG		NT
30 Ruf, Justin T	10	CSSC-FG		NT
31 Savino, Sebastian	9	CSSC-FG		NT
32 Sharma, Mehu	10	CSSC-FG		NT
33 Calero, Fernando	9	CSSC-FG		NT
34 Tan, Matthew W	9	CSSC-FG		NT
35 Nelson, Dillon P	10	CSSC-FG		NT

#35 Girls 11-12 200 LC Meter Freestyle

<b>FGC Open Rec:</b>	<b>2:06.31</b>	<b>2003</b>	<b>Chelsea Franklin</b>
<b>FGC Record:</b>	<b>2:07.03</b>	<b>2006</b>	<b>Lauren Driscoll</b>
	<b>2:17.89</b>	<b>AAAA</b>	
	<b>2:24.39</b>	<b>AAA</b>	
	<b>2:30.99</b>	<b>AA</b>	
	<b>2:37.59</b>	<b>A</b>	
	<b>2:41.59</b>	<b>FGJO</b>	
	<b>2:50.69</b>	<b>BB</b>	
	<b>3:03.79</b>	<b>B</b>	

Name	Age	Team	Seed Time
1 Acosta, Claudia	12	HSC-FG	2:20.71 AAA
2 Miao, Margaret V	11	AKS-FG	2:26.26 AA
3 Gooding, Adrian	11	AZFL-FG	2:28.50 AA
4 Iglesias, Lily	11	MS-FG	2:28.84 AA
5 Kondratovitch, A	12	UN-BG-FG	2:31.24 A
6 Cope, Lily Y	12	BGS-FG	2:32.23 A
7 Trodick, Samantl	12	SUN-FG	2:32.79 A
8 Fowler, Faith E	11	CSSC-FG	2:33.72 A
9 Garcia, Giuliani	11	CSSC-FG	2:36.64 A
10 Beleznyay, Flora	12	SAS-FG	2:39.66 FGJO
11 Mitova, Ellie	12	CSSC-FG	2:39.87 FGJO
12 Seniuta, Monika	11	SAS-FG	2:40.00 FGJO
13 Backer, Taylor R	12	AKS-FG	2:40.38 FGJO
14 Schimansky, Sar	12	CSSC-FG	2:42.31 BB
15 Castillo, Gabi N	12	BRST-FG	2:43.69 BB
16 Taylor, Isabella I	12	HAT-FG	2:43.90 BB
17 Banks, Gabriann	12	HAT-FG	2:45.28 BB
18 Lesentier, Jacque	12	NMST-FG	2:45.88 BB
19 Candido, Amber	11	CSSC-FG	2:48.85 BB
20 Smutny, Lucy D	12	AKS-FG	2:49.18 BB
21 Fors, Helen	11	HSC-FG	2:50.47 BB
22 Vazquez, Jennife	11	HSC-FG	2:50.94 B
23 Nordheim, Carol	12	SAS-FG	2:52.15 B
24 Gonzalez, Shann	12	HSC-FG	2:52.35 B
25 Molina, Gabriela	11	AKS-FG	2:55.47 B
26 Deo, Alana E	11	AKS-FG	2:57.20 B
27 Gomez, Abigail I	12	SUN-FG	2:57.25 B
28 Deybach, Stephic	12	MBS-FG	2:57.81 B
29 Barrios, Sofia	11	CSSC-FG	2:58.67 B



2015 Coral Springs Open Invitational-CSSC-051615, S#: FGI051615CSSC-B-1

Coral Springs Aquatic Complex

Psych Sheet

#35 ... (Girls 11-12 200 LC Meter Freestyle)

30	Kennedy, Kaycie	11	SF-FG	2:59.76	B
31	Gonzalez, Chloe	12	MBS-FG	3:00.31	B
32	Nagy, Ashley J	11	CSSC-FG	3:04.14	
33	Dattile, Briana E	11	CSSC-FG	3:05.63	
34	Lalor, Kayleigh I	12	CSSC-FG	3:07.06	
35	Ferraro, Sophia	11	MWA-FG	3:10.31	
36	Shearer, Anabela	11	SUN-FG	3:18.70	
37	Pinilla, Kelly M	11	CSSC-FG	3:20.14	
38	Laplant, Sara E	11	CSSC-FG	3:23.24	
39	Pizano, Juliet	12	MBS-FG	3:23.41	
40	Barraque, Toscar	12	AKS-FG	3:25.89	
41	Gomez, Camila	12	MBS-FG	3:26.16	
42	Alfonso, Ashley	11	AKS-FG	3:29.72	
43	Suglio, Melanie I	11	CSSC-FG	3:40.93	
44	Gandolfo, Krysta	11	MBS-FG	3:40.98	
45	Martinez-Vizcain	12	UN-01-FG	3:44.65	
46	Sosa, Arizel	11	SF-FG	3:48.49	
47	Gonzalez, Nora	11	UN-01-FG	NT	
48	Chandler, Ava C	12	MS-FG	NT	
49	Silva, Lauren E	11	MS-FG	NT	
50	Martinez-Bruno,	12	YBC-FG	NTY	
51	Ruiz, Alexandra	12	YBC-FG	NTY	
52	Chavarro, Alessi	11	FLA-FG	NT	
53	Mclean, Devon V	11	BRST-FG	NTY	
54	Martin, Kaya E	12	MBS-FG	NT	
55	Arteaga, Annabe	12	MWA-FG	NT	
56	Kotler, Lauren H	11	MWA-FG	NT	
57	Suglio, Lauren N	11	CSSC-FG	NT	

#36 Boys 11-12 200 LC Meter Freestyle

<b>FGC Open Rec:</b>	<b>2:02.56</b>	<b>2011</b>	<b>Matthew Hirschberger</b>
<b>FGC Record:</b>	<b>2:03.07</b>	<b>2011</b>	<b>Julien Pinon</b>
	<b>2:14.19</b>	<b>AAAA</b>	
	<b>2:20.59</b>	<b>AAA</b>	
	<b>2:26.99</b>	<b>AA</b>	
	<b>2:33.39</b>	<b>A</b>	
	<b>2:37.79</b>	<b>FGJO</b>	
	<b>2:46.19</b>	<b>BB</b>	
	<b>2:58.99</b>	<b>B</b>	

Name	Age	Team	Seed Time	
1 Meyer, Alexandre	12	CSSC-FG	2:22.24	AA
2 Marks, Connor M	12	CSSC-FG	2:26.23	AA
3 Cortez, Luis E	12	HAT-FG	2:27.64	A
4 Quijada, Daniel	12	HSC-FG	2:28.82	A
5 Lopez, Jose C	12	MS-FG	2:28.85	A
6 Beron-Vera, Pedit	12	MS-FG	2:29.07	A
7 Gonzalez, David	12	AZFL-FG	2:29.61	A
8 Bono, Dominic E	11	AKS-FG	2:31.79	A
9 Valdes, Victor M	11	HSC-FG	2:31.84	A
10 Tarafa, Matthew	11	HSC-FG	2:31.98	A
11 Chin, Cody C	12	CSSC-FG	2:35.17	FGJO
12 Sierra, Miguel	12	AKS-FG	2:35.41	FGJO


13 Lesentier, Luca	11	NMST-FG	2:35.78	FGJO
14 Gonzalez, Brian	11	CSSC-FG	2:36.20	FGJO
15 Efimov, Nikita A	11	NMST-FG	2:40.21	BB
16 McCracken, Ian I	12	CSSC-FG	2:40.63	BB
17 Tapia, Jio J	12	FLA-FG	2:40.88	BB
18 Sosa, Michael J	12	HSC-FG	2:42.00	BB
19 Cera, Rafael	12	HSC-FG	2:43.44	BB
20 Mandava, Yeshw	12	YBC-FG	2:43.70	BB
21 Valdivia, Dylan I	12	MS-FG	2:46.24	B
22 Gomez, Javier E	11	MS-FG	2:47.84	B
23 Mauriello, Bruno	12	UN-01-FG	2:48.53	B
24 Ferrara, Luc M	11	CSSC-FG	2:49.43	B
25 Forman, Andrew	12	HAT-FG	2:52.78	B
26 Perez, Misha	12	FLA-FG	2:55.75	B
27 Portillo, Steven	12	UN-01-FG	2:56.23	B
28 Bonasera, Jason I	12	CSSC-FG	2:57.38	B
29 D'Avi, Jack	12	YBC-FG	3:02.03	
30 Quijada, Samuel	12	HSC-FG	3:07.09	
31 Oliver, Garrett M	12	AKS-FG	3:19.82	
32 Gonzalez, Enzo	11	SWAT-FG	NT	
33 Sorunmu, Elijah	12	SF-FG	NTY	
34 Aversa, Harris	11	SF-FG	NT	
35 Engelmann, Blak	12	SF-FG	NT	
36 Tamaroff, Alec R	12	SF-FG	NTY	
37 Tamaroff, Dylan	12	SF-FG	NTY	
38 Tamaroff, Jared I	12	SF-FG	NTY	
39 Marrero, Javier	12	BGS-FG	NT	
40 Rivero, Juancami	12	HSC-FG	NT	
41 Hategan, Darien	12	YBC-FG	NTY	
42 Bagiotti, Jon M	11	YBC-FG	NTY	
43 Ohana, Daniel S	12	MBS-FG	NT	
44 Garcia, Cristian C	11	CSSC-FG	NT	
45 Nutter, Alec A	12	CSSC-FG	NT	
46 Vazquez, Leo	11	CSSC-FG	NT	
47 Brander, Ryan J	11	CSSC-FG	NT	

#37 Girls 13 & Over 200 LC Meter Freestyle

<b>13-14 FGC Op:</b>	<b>2:01.35</b>	<b>2002</b>	<b>Dana Vollmer</b>
<b>13-14 FGC Re:</b>	<b>2:02.80</b>	<b>1983</b>	<b>Michele Richardson</b>
	<b>2:11.39</b>	<b>13-14</b>	<b>AAAA</b>
	<b>2:17.69</b>	<b>13-14</b>	<b>AAA</b>
	<b>2:23.89</b>	<b>13-14</b>	<b>AA</b>
	<b>2:23.89</b>	<b>13-14</b>	<b>FGJO</b>
	<b>2:30.19</b>	<b>13-14</b>	<b>A</b>
	<b>2:42.69</b>	<b>13-14</b>	<b>BB</b>
	<b>2:55.19</b>	<b>13-14</b>	<b>B</b>

Name	Age	Team	Seed Time	
1 Van Den Berg, D	18	AZFL-FG	2:08.07	
2 Cicensia, Angela	20	AZFL-FG	2:08.29	
3 Dodge, Katelyn I	21	BRST-FG	2:08.89	
4 Braga, Luisa	16	UN-AZ-FG	2:09.50	
5 Cooper, Catharin	15	CSSC-FG	2:11.92	
6 Smutny, Mary S	14	AKS-FG	2:12.00	AAA
7 Brannan, Marissa	15	HAT-FG	2:12.16	

8 Squartino, Geena	19	SF-FG	2:12.31	
9 Van Den Berg, A	16	AZFL-FG	2:13.12	
10 Virgin, Hannah E	14	CSSC-FG	2:14.33	AAA
11 Digulla, Megan C	20	BRST-FG	2:15.45	
12 Biro, Delaney P	13	CSSC-FG	2:15.92	AAA
13 Belcik, Bridget A	19	BRST-FG	2:16.35	
14 Sauer, Lindsey N	18	CSSC-FG	2:16.48	
15 Wang, Sabrina	16	LAC	2:16.50	
16 Ledgin, Autumn	18	SAS-FG	2:17.63	
17 Wilkerson, Rebec	17	CSSC-FG	2:17.74	
18 Blackwin, Cassic	17	SAS-FG	2:17.75	
19 Bucaro, Sarah M	15	AZFL-FG	2:17.78	
20 Thomas, Camero	13	SF-FG	2:18.15	AA
21 Bucaro, Sophia A	16	AZFL-FG	2:18.38	
22 Harrington, Kelly	17	BRST-FG	2:19.56	
23 Vargas, Melannie	15	UN-BG-FG	2:20.00	
24 Roper, Hannah J	20	BRST-FG	2:20.22	
25 Gautieri, Nicole I	18	CSSC-FG	2:20.36	
26 Wong, Ellie	15	LAC	2:20.71	
27 Gilbert, Madison	18	BRST-FG	2:23.15	
28 Jerew, Hailey R	14	AKS-FG	2:23.25	AA
29 Starman, Sidney	14	BGS-FG	2:23.60	AA
30 Perna, Sabrina I	15	UN-BG-FG	2:24.10	
31 Seto, Tiffany	14	SF-FG	2:24.37	A
32 Fernandez, Gabri	14	HSC-FG	2:24.40	A
33 Grabow, Jade L	16	HAT-FG	2:25.02	
34 Maginley, Aliah I	17	AZFL-FG	2:25.11	
35 El-Hamaki, Sahr	20	BRST-FG	2:26.26	
36 Yribarren, Alexis	16	BRST-FG	2:26.70	
37 Abovitz, Zoe C	14	AZFL-FG	2:27.82	A
38 Reuter, Megan B	19	BRST-FG	2:27.94	
39 Grabow, Chloe L	14	HAT-FG	2:28.39	A
40 Schain, Maddy L	13	AKS-FG	2:29.01	A
41 Suzuki, Luisa A	15	CSSC-FG	2:29.03	
42 Korb, Gaby C	13	SAS-FG	2:29.04	A
43 Colon, Annabelle	14	BGS-FG	2:30.17	A
44 Udell, Olivia F	13	AZFL-FG	2:30.58	BB
45 Homes, Andrea	14	YBC-FG	2:31.39	BB
46 Amon, Ashlynn	14	YBC-FG	2:31.85	BB
47 Kennedy, Jodi	13	SF-FG	2:32.93	BB
48 Tran, Stephanie	14	SUN-FG	2:33.15	BB
49 Chiarella, Daria	16	CSSC-FG	2:33.18	
50 Torres, Pamela	14	AKS-FG	2:35.58	BB
51 Mason, Julie E	14	CSSC-FG	2:35.62	BB
52 Puia, Emily R	15	CSSC-FG	2:36.41	
53 Reposo, Olivia	13	CSSC-FG	2:36.90	BB
54 Mirabal, Nora	13	UN-AZ-FG	2:37.72	BB
55 Noyola, Lauren I	14	CSSC-FG	2:38.47	BB
56 Szakacs, Lydia C	13	CSSC-FG	2:38.90	BB
57 Cordoba, Brooke	13	CSSC-FG	2:39.61	BB
58 Fajardo, Dominic	15	CSSC-FG	2:40.77	
59 Capalbo, Solana	13	AZFL-FG	2:40.98	BB
60 Kean, Carolyn G	13	SUN-FG	2:42.97	B
61 Johnson, Hayley	16	BRST-FG	2:44.12	





2015 Coral Springs Open Invitational-CSSC-051615, S#: FGI051615CSSC-B-1

Coral Springs Aquatic Complex

Psych Sheet

#37 ... (Girls 13 & Over 200 LC Meter Freestyle)

62	Parsons, Camila	13	CSSC-FG	2:45.37	B
63	Aguero, Juliette	14	UN-01-FG	2:45.65	B
64	Smith, Selena	14	SF-FG	2:45.87	B
65	Pierce, Jordanna	14	BGS-FG	2:48.57	B
66	Cayetano, Isabell	13	YBC-FG	2:51.10	B
67	Creighton, Kaley	17	BRST-FG	2:53.45	
68	Camacho, Jacqu	13	YBC-FG	2:54.57	B
69	Benguria, Daniel	14	HSC-FG	2:54.76	B
70	Davis, Mary	13	AKS-FG	2:56.33	
71	Aponte, Madison	14	AZFL-FG	2:56.57	
72	Annis, Jamie R	13	HAT-FG	2:57.76	
73	Garcia, Madelyn	13	CSSC-FG	3:09.81	
74	Garcia, Gabi A	13	BGS-FG	NT	
75	Mackler, Danni F	14	SAS-FG	NTY	
76	Beleznay, Maya	13	SAS-FG	NTY	
77	Modrak, Allyson	14	YBC-FG	NT	
78	Bagiotti, Juliann	15	YBC-FG	NTY	
79	Aleman, Isabell	15	YBC-FG	NTY	
80	MacKenzie-Law	14	YBC-FG	NT	
81	Staaack, Isabelle C	13	FLA-FG	NT	
82	Deitz, Cayla A	14	FLA-FG	NT	
83	Keeney, Samanth	13	FLA-FG	NT	
84	Glanzman, Naor	13	BRST-FG	NT	
85	Bremer, Victoria	13	BRST-FG	NTY	
86	Graci, Serena	13	BRST-FG	NTY	
87	Borges, Gaby S	14	AKS-FG	NT	
88	Carr, Theresa S	14	CSSC-FG	NT	
89	Gally, Anna	15	CSSC-FG	NT	
90	Adames, Camille	15	CSSC-FG	NT	


#38 Boys 13 & Over 200 LC Meter Freestyle

<b>13-14 FGC Op:</b>	<b>1:55.73</b>	<b>2014</b>	<b>Vance Sanders</b>
<b>13-14 FGC Re:</b>	<b>1:55.32</b>	<b>2013</b>	<b>Julien Pinon</b>
	<b>2:04.29</b>	<b>13-14</b>	<b>AAAA</b>
	<b>2:10.19</b>	<b>13-14</b>	<b>AAA</b>
	<b>2:16.09</b>	<b>13-14</b>	<b>AA</b>
	<b>2:21.99</b>	<b>13-14</b>	<b>A</b>
	<b>2:21.99</b>	<b>13-14</b>	<b>FGJO</b>
	<b>2:33.79</b>	<b>13-14</b>	<b>BB</b>
	<b>2:45.69</b>	<b>13-14</b>	<b>B</b>

Name	Age	Team	Seed Time
1 Acosta, Marcelo	18	AZFL-FG	1:52.30
2 Lupoli, Franco A	21	UN-AZ-FG	1:53.87
3 Heck, Brody J	17	SAS-FG	1:55.13
4 Le Grand, Jemal	20	AZFL-FG	1:55.40
5 Alatorre, Fernan	16	AZFL-FG	1:56.20
6 Byshnev, Konsta	19	BRST-FG	1:56.62
7 Zylberberg, Noal	16	SAS-FG	1:57.85
8 Bohorquez, Fern	18	AZFL-FG	1:59.17
9 Smutny, Luke R	16	AKS-FG	1:59.52
10 Horrego, Julio A	16	HSC-FG	2:00.00
11 Vargas, Sebastiar	16	CSSC-FG	2:00.55

12 Perez, Jhonny J	17	UN-AZ-FG	2:01.65	
13 Lares, Andres A	15	AZFL-FG	2:03.48	
14 Guarente, Marco	18	UN-AZ-FG	2:05.92	
15 Utz, Joaquin A	16	BGS-FG	2:05.94	
16 Gil, Drake E	14	BRST-FG	2:06.20	AAA
17 Bermudez, Migu	18	BGS-FG	2:06.80	
18 Tannhauser, Bobl	17	SAS-FG	2:07.27	
19 Fregosi, Carson C	16	SAS-FG	2:07.98	
20 Perez, Enrique A	18	AZFL-FG	2:08.04	
21 Lauzurique, Mar	15	UN-BG-FG	2:09.00	
22 Gutierrez, Chris	16	BGS-FG	2:09.02	
23 Ferrara, Nico J	15	CSSC-FG	2:09.87	
24 Gomez, Felipe	21	AZFL-FG	2:10.57	
25 Roth, Quinn A	15	SF-FG	2:10.75	
26 Llamo, Brian	18	NMST-FG	2:12.22	
27 Rose, Keegan S	14	BGS-FG	2:12.55	AA
28 Anzola, Enrique	16	AKS-FG	2:12.76	
29 Torres, John	14	UN-BG-FG	2:12.90	AA
30 Cannon, John B	17	AKS-FG	2:13.19	
31 Rodriguez, Aarot	13	HSC-FG	2:13.27	AA
32 Barranco, Kevin	14	BGS-FG	2:13.42	AA
33 Cardozo, Joseph	16	BGS-FG	2:13.66	
34 Vatinelle, Matthi	16	AKS-FG	2:13.84	
35 Rivero, Bryan O	13	HSC-FG	2:13.90	AA
36 Vivas, Martin	16	YBC-FG	2:13.99	
37 Navarrete, Ferna	17	YBC-FG	2:14.41	
38 Tatton, Kyle V	15	SAS-FG	2:15.19	
39 Avellaneda, Dieg	14	SUN-FG	2:15.25	AA
40 Tran, Vincent	16	SUN-FG	2:16.93	
41 McKeon, Andres	13	CSSC-FG	2:17.52	A
42 Homes, Diego	14	YBC-FG	2:18.16	A
43 Savino, Gianni L	14	CSSC-FG	2:18.89	A
44 Fraiman, Elad	16	UN-AZ-FG	2:19.87	
45 Lara, Ronald J	16	SWAT-FG	2:19.88	
46 Capalbo, Ivan D	15	AZFL-FG	2:21.45	
47 Taddonio, Camer	14	BRST-FG	2:21.60	A
48 Baucells, Rogelic	14	BGS-FG	2:22.49	BB
49 Furman, Henry A	16	BRST-FG	2:22.94	
50 Banciella, Reid A	13	MS-FG	2:23.10	BB
51 Marsal, Sebastiar	13	UN-BG-FG	2:23.42	BB
52 Morales, Jorge	15	HSC-FG	2:24.00	
53 Sanzetenea, Marl	16	NMST-FG	2:24.15	
54 Fernandez, Mich	13	HSC-FG	2:24.19	BB
55 Tortola, Cristian	13	UN-AZ-FG	2:25.00	BB
56 Amor, Matthew	13	UN-HS-FG	2:26.66	BB
57 Garcia, Andres P	14	UN-HS-FG	2:26.84	BB
58 Darias, Teolio	14	UN-01-FG	2:28.59	BB
59 Sanchez, Alex A	15	MS-FG	2:28.83	
60 Machado, Lester	14	HSC-FG	2:28.87	BB
61 Montejo, Orland	13	MS-FG	2:29.40	BB
62 Wood, Christian	15	BRST-FG	2:29.82	
63 Trimble, Gregory	13	CSSC-FG	2:30.42	BB
64 McCormick, San	13	CSSC-FG	2:30.77	BB
65 Miller, Maxwell	14	YBC-FG	2:33.55	BB

66 Brunet, Alejandro	13	SWAT-FG	2:35.60	B
67 Gallet, James D	14	YBC-FG	2:36.16	B
68 Santiago, Sebasti	13	NMST-FG	2:36.28	B
69 Lugones, Abraha	14	HSC-FG	2:36.62	B
70 Pereda, Breixo	13	UN-01-FG	2:38.30	B
71 Ochoa, Felipe	15	BGS-FG	2:38.45	
72 Schleicher, Bran	14	SUN-FG	2:38.92	B
73 Quesada-Amor, /	13	UN-HS-FG	2:40.88	B
74 Franzino, Patrick	13	CSSC-FG	2:41.49	B
75 Estevez, Diego I	13	YBC-FG	2:41.58	B
76 Castillo, Nico A	15	BRST-FG	2:41.64	
77 Mourraile, Marc	15	BGS-FG	2:42.06	
78 Prado, Lorenzo	14	CSSC-FG	2:43.00	B
79 Hernandez, Kalv	14	CSSC-FG	2:43.17	B
80 Hebden, Marcus	13	BRST-FG	2:43.64	B
81 Irwin, Justin D	14	CSSC-FG	2:45.83	
82 Cordova, Samuel	16	YBC-FG	2:47.17	
83 Deybach, Alex	14	MBS-FG	2:50.85	
84 Rafalski, Richarc	14	BRST-FG	2:52.35	
85 Squartino, Salvat	14	SF-FG	2:53.04	
86 Michelena, Oscar	14	SUN-FG	2:53.27	
87 McCauley, Rick	14	SUN-FG	2:57.60	
88 Cooper, Matthew	16	HAT-FG	3:00.60	
89 Hau, Berwyn	13	SF-FG	3:06.13	
90 Gomez, Bryan	14	UN-01-FG	3:33.30	
91 Uttenreuther, Ma	14	NMST-FG	NT	
92 Gonzalez, Alejan	15	SWAT-FG	NT	
93 Calle, Santiago	15	SWAT-FG	NT	
94 Cuellar, Leonard	13	SWAT-FG	NT	
95 Cuellar, Lemuel	15	SWAT-FG	NT	
96 Smith, Shane S	13	SF-FG	NTY	
97 Smith, Shawn	13	SF-FG	NTY	
98 Gonzalez, Oscar	14	SF-FG	NTY	
99 Augier, Lucas	14	UN-01-FG	NT	
100 Barzola, Umberto	15	UN-01-FG	NT	
101 Vasquez, Rene J	15	BGS-FG	NT	
102 Gonzalez, Carlos	15	BGS-FG	NT	
103 Hall, Zachri M	14	BGS-FG	NT	
104 Arvelo, Juan A	14	BGS-FG	NT	
105 Wang, Evan N	13	HAT-FG	NTY	
106 Montanez, Antho	13	YBC-FG	NTY	
107 Genz, David	15	BRST-FG	NT	
108 Domokos, Loran	13	BRST-FG	NT	
109 Serruya, Uri	20	MBS-FG	NT	
110 Hemmerde, Adri	17	MBS-FG	NT	
111 De Sousa, Anton	13	MBS-FG	NT	
112 Jaramillo, Lucas	13	AKS-FG	NT	
113 Oliver, Noah H	16	AKS-FG	NT	
114 Garber, Joshua E	16	CSSC-FG	NT	
115 Schutz, Brandon	14	CSSC-FG	NT	



## 2015 Coral Springs Open Invitational-CSSC-051615, S#: FGI051615CSSC-B-1

## Coral Springs Aquatic Complex

## Psych Sheet

## #39 Girls 10 &amp; Under 50 LC Meter Backstroke

<b>FGC Open Rec:</b>	<b>34.58</b>	<b>2008</b>	<b>Tyla Martin</b>
<b>FGC Record:</b>	<b>34.36</b>	<b>2000</b>	<b>Emily Kasmer</b>
	<b>37.39</b>	<b>AAAA</b>	
	<b>39.39</b>	<b>AAA</b>	
	<b>41.49</b>	<b>AA</b>	
	<b>43.49</b>	<b>A</b>	
	<b>44.49</b>	<b>FGJO</b>	
	<b>49.59</b>	<b>BB</b>	
	<b>55.69</b>	<b>B</b>	

Name	Age	Team	Seed Time	
1 Barnhardt, Rylie	10	AZFL-FG	39.59	AA
2 Dinehart, Olivia	10	AKS-FG	40.05	AA
3 Dinehart, Elena S	10	AKS-FG	41.65	A
4 Robertson, Emily	10	CSSC-FG	42.83	A
5 Lopez-Diaz, Emi	10	YBC-FG	43.24	A
6 Holmes, Willow	10	CSSC-FG	44.15	FGJO
7 Armbruster, Kait	10	CSSC-FG	44.20	FGJO
8 Gersper, Aspen J	9	SAS-FG	44.65	BB
9 Collie, Samantha	10	AZFL-FG	47.76	BB
10 Smutny, Maddie	9	AKS-FG	48.20	BB
11 Cronin, Karli	9	BRST-FG	48.38	BB
12 Udell, Stephanie	9	AZFL-FG	48.48	BB
13 Baucells, Angelii	9	BGS-FG	49.83	B
14 Bellardi, Nicole J	10	AZFL-FG	49.96	B
15 Palacios, Nicole	10	CSSC-FG	49.97	B
16 Wells, Hailey I	10	CSSC-FG	50.87	B
17 Meyer, Camryn I	8	CSSC-FG	51.35	B
18 Marino, Yazmin	10	YBC-FG	51.81	B
19 Yordi, Rebecca	10	NMST-FG	51.88	B
20 Schleicher, Carle	9	SUN-FG	53.55	B
21 Tauzer, Sarah A	9	CSSC-FG	53.98	B
22 Wimmer, Astrid	10	YBC-FG	54.64	B
23 Henderson, Soph	9	SAS-FG	55.69	B
24 Garcia-Carrillo, I	10	MWA-FG	56.49	
25 Gedeon, Anais	7	NMST-FG	57.47	
26 Bond, Mila I	8	CSSC-FG	57.91	
27 Sorunmu, Maya	9	SF-FG	59.26	
28 Mirones, Cecilia	9	SUN-FG	59.32	
29 Bonasera, Kaitly	9	CSSC-FG	59.57	
30 Sosa, Ariana	9	SF-FG	1:00.26	
31 Zaparegos, Stam	8	BRST-FG	1:01.20	
32 Acebo, Gabi O	10	BGS-FG	1:02.00	
33 Olmo, Charlotte	8	UN-01-FG	1:02.23	
34 Portik-Gergely, K	9	BEST-FG	1:07.56	
35 Lubarsky, Roni	9	CSSC-FG	1:12.59	
36 Genz, Cassandra	9	BRST-FG	1:15.82	
37 Guan, Selina	9	CSSC-FG	1:16.28	
38 Badell, Eugenia	10	NMST-FG		NT
39 Banks, Brooklyn	10	SF-FG		NTY
40 Kanter, Ava	9	SF-FG		NT
41 Renaud, Jade	9	SF-FG		NTY
42 Renaud, Eva	10	SF-FG		NTY

43 McLemore, Merc	10	BEST-FG		NT
44 McLemore, Taw	9	BEST-FG		NT
45 Echeumuna, Sop	8	AZFL-FG		NT
46 Anton, Sidney	8	AZFL-FG		NT
47 Nieto, Bianca G	8	UN-01-FG		NT
48 Gonzalez, Ana C	10	UN-01-FG		NT
49 Gonzalez, Ana L	7	UN-01-FG		NT
50 Kleyban, Stephe	7	UN-01-FG		NT
51 Sanford, Charlie	10	HAT-FG		NTY
52 Levine, Taylor	10	YBC-FG		NTY
53 Calla, Gabriella C	9	YBC-FG		NTY
54 Alsup, Evelyn R	9	MBS-FG		NT
55 Vazquez-Quiroga	9	MWA-FG		NT
56 Perez, Vianca	10	AKS-FG		NT
57 Huang, Hilary	10	AKS-FG		NT
58 Suarez, Rhanian G	8	CSSC-FG		NT

## #40 Boys 10 &amp; Under 50 LC Meter Backstroke

<b>FGC Open Rec:</b>	<b>32.92</b>	<b>2015</b>	<b>Josh Zuchowski</b>
<b>FGC Record:</b>	<b>32.92</b>	<b>2015</b>	<b>Josh Zuchowski</b>
	<b>37.09</b>	<b>AAAA</b>	
	<b>39.19</b>	<b>AAA</b>	
	<b>41.29</b>	<b>AA</b>	
	<b>43.29</b>	<b>A</b>	
	<b>45.29</b>	<b>FGJO</b>	
	<b>49.49</b>	<b>BB</b>	
	<b>55.69</b>	<b>B</b>	


Name	Age	Team	Seed Time	
1 Dulieu, Diego R	10	AZFL-FG	40.50	AA
2 Echeumuna, Luc	9	AZFL-FG	41.04	AA
3 Nordheim, Grego	10	SAS-FG	44.66	FGJO
4 Leal, Samuel A	10	BGS-FG	44.92	FGJO
5 Uglanov, Ivan	10	HAT-FG	45.01	FGJO
6 Gonzalez, Georg	7	UN-BG-FG	45.04	FGJO
7 Savino, Sebastia	9	CSSC-FG	46.13	BB
8 Beleznay, Andre	10	SAS-FG	46.44	BB
9 Alvarez, Alejand	10	CSSC-FG	47.57	BB
10 Chavez, David J	10	FLA-FG	50.50	B
11 Kustin, Quinn H	10	HAT-FG	51.33	B
12 Carbone, Santiag	10	NMST-FG	51.55	B
13 D'Avi, Thomas J	9	YBC-FG	52.69	B
14 Keung, Nathan C	9	AZFL-FG	53.00	B
15 Opperman, Rafae	10	CSSC-FG	54.55	B
16 Opperman, Luca	9	CSSC-FG	55.01	B
17 Leon, Leonardo	10	UN-01-FG	55.67	B
18 Kean, Christophe	9	SUN-FG	55.73	
19 Williams, Owen	9	HAT-FG	55.99	
20 Rilo, Ares A	7	SUN-FG	56.42	
21 Landron, Gabriel	8	SUN-FG	1:00.61	
22 Shearer, Mateo	9	SUN-FG	1:00.71	
23 Frantsevskiy, Ege	9	CSSC-FG	1:02.55	
24 Aguirre, Jorge A	10	SF-FG	1:07.65	
25 Barreto, Joshua	7	NMST-FG		NT
26 Hau, Derek	7	SF-FG		NTY

27 Ros, Daniel	10	SF-FG		NT
28 DeBlasis, Jordan	10	SF-FG		NT
29 Portik-Gergely, F	8	BEST-FG		NT
30 Bencie, Brian M	10	BEST-FG		NT
31 Landron, Rafael	7	SUN-FG		NT
32 Arce, Aiden L	9	HAT-FG		NTY
33 Lopez-Casula, Lu	7	HSC-FG		NT
34 Bailey, Lucas A	8	SAS-FG		NT
35 Sherlock, Aiden	10	BRST-FG		NTY
36 Johnson, Marcus	9	BRST-FG		NT
37 Gomez, Lautaro	10	MBS-FG		NT
38 Baltodano, Mich	9	MBS-FG		NT
39 Choque, Thomas	8	MBS-FG		NT
40 Harron De Mont	6	MBS-FG		NT
41 Musa, Farouk	7	HAT-FG		NT
42 Ruf, Justin T	10	CSSC-FG		NT
43 Calero, Fernando	9	CSSC-FG		NT
44 Tan, Matthew W	9	CSSC-FG		NT
45 Alapati, Rohan	8	CSSC-FG		NT
46 Quispe, Steve	10	CSSC-FG		NT
47 Rassi, Randall A	7	CSSC-FG		NT
48 Nelson, Dillon P	10	CSSC-FG		NT

## #41 Girls 11-12 50 LC Meter Backstroke

<b>FGC Open Rec:</b>	<b>31.67</b>	<b>2008</b>	<b>Clara Smiddy</b>
<b>FGC Record:</b>	<b>31.56</b>	<b>2013</b>	<b>Gaby Antonini</b>
	<b>33.69</b>	<b>AAAA</b>	
	<b>35.29</b>	<b>AAA</b>	
	<b>36.89</b>	<b>AA</b>	
	<b>38.49</b>	<b>A</b>	
	<b>39.49</b>	<b>FGJO</b>	
	<b>41.69</b>	<b>BB</b>	
	<b>44.89</b>	<b>B</b>	

Name	Age	Team	Seed Time	
1 Barfield, Mattie I	12	FLA-FG	34.45	AAA
2 Iglesias, Lily	11	MS-FG	35.45	AA
3 Fowler, Faith E	11	CSSC-FG	36.82	AA
4 Kozel, Madison t	12	AZFL-FG	37.04	A
5 Kasperski, Anna	12	CSSC-FG	39.36	FGJO
6 Wang, Cindy	12	AKS-FG	39.77	BB
7 Garcia, Julianna	11	CSSC-FG	39.88	BB
8 Beleznay, Flora	12	SAS-FG	41.39	BB
9 Pinilla, Kelly M	11	CSSC-FG	41.97	B
10 Udell, Caroline M	11	AZFL-FG	42.98	B
11 Gomez, Abigail I	12	SUN-FG	43.59	B
12 Montesinos, Mel	11	AZFL-FG	43.96	B
13 Smutny, Lucy D	12	AKS-FG	44.23	B
14 Backer, Taylor R	12	AKS-FG	44.65	B
15 Cronin, Sabrina	11	BRST-FG	44.66	B
16 Nagy, Ashley J	11	CSSC-FG	45.29	
17 Swicegood, Laur	11	BGS-FG	45.52	
18 Molina, Gabriela	11	AKS-FG	45.91	
19 Candido, Amber	11	CSSC-FG	45.95	
20 Sacerio, Camilla	12	YBC-FG	46.93	



2015 Coral Springs Open Invitational-CSSC-051615, S#: FGI051615CSSC-B-1

Coral Springs Aquatic Complex

Psych Sheet

#41 ... (Girls 11-12 50 LC Meter Backstroke)

21	Sweet, Claire-Mi	12	YBC-FG	46.93
22	Leon, Angie	12	YBC-FG	47.03
23	Deybach, Stephie	12	MBS-FG	47.20
24	Silva, Lauren E	11	MS-FG	48.34
25	Barraque, Toscar	12	AKS-FG	49.10
26	Garcia, Emily R	12	FLA-FG	49.27
27	Martinez-Vizcain	12	UN-01-FG	49.37
28	Gomez, Camila	12	MBS-FG	49.94
29	Gandolfo, Krysta	11	MBS-FG	50.65
30	Alfonso, Ashley	11	AKS-FG	52.25
31	Camacho, Juliana	11	YBC-FG	53.33
32	Saunders, Helen	12	AZFL-FG	55.86
33	Hemmerde, Anto	12	MBS-FG	57.30
34	Zaparegos, Eiren	11	BRST-FG	58.52
35	Genz, Gabriella I	12	BRST-FG	1:02.11
36	Suglio, Melanie I	11	CSSC-FG	1:17.58
37	Chavarro, Alessi	11	FLA-FG	1:21.08
38	Wiebe, Olivia M	11	SF-FG	NTY
39	Torres, Ciara	12	UN-01-FG	NT
40	Deeter, Alexa G	11	HAT-FG	NT
41	Burgos, Maria A	12	YBC-FG	NTY
42	Herne, Maria	12	YBC-FG	NT
43	McClean, Devon V	11	BRST-FG	NTY
44	Martin, Kaya E	12	MBS-FG	NT
45	Kotler, Lauren H	11	MWA-FG	NT
46	Vazquez-Quiroga	11	MWA-FG	NT
47	Eilers, Morgan D	11	MWA-FG	NT
48	Conrad, Hayley I	12	CSSC-FG	NT
49	Lalor, Kayleigh I	12	CSSC-FG	NT
50	Suglio, Lauren N	11	CSSC-FG	NT
51	McGee, Lily A	11	CSSC-FG	NT

#42 Boys 11-12 50 LC Meter Backstroke


<b>FGC Open Rec:</b>	<b>30.11</b>	<b>2012</b>	<b>Tan Dunn III</b>
<b>FGC Record:</b>	<b>30.51</b>	<b>2014</b>	<b>Aaron Rodriguez</b>
	<b>32.89</b>	<b>AAAA</b>	
	<b>34.59</b>	<b>AAA</b>	
	<b>36.29</b>	<b>AA</b>	
	<b>37.99</b>	<b>A</b>	
	<b>39.99</b>	<b>FGJO</b>	
	<b>41.49</b>	<b>BB</b>	
	<b>44.89</b>	<b>B</b>	
<b>Name</b>	<b>Age</b>	<b>Team</b>	<b>Seed Time</b>
1 Meyer, Alexandre	12	CSSC-FG	36.33 A
2 Roach, Ethan M	12	SAS-FG	36.56 A
3 Assael, Alejandro	12	AZFL-FG	37.77 A
4 Lesentier, Luca	11	NMST-FG	38.17 FGJO
5 Quijada, Daniel	12	HSC-FG	38.52 FGJO
6 Keung, Ethan O	12	AZFL-FG	39.48 FGJO
7 Efimov, Nikita A	11	NMST-FG	40.00 BB
8 Mandava, Yeshw	12	YBC-FG	40.04 BB
9 Valdes, Victor M	11	HSC-FG	40.20 BB

10	Watson, Daniel S	12	HAT-FG	40.99	BB
11	Perez, Misha	12	FLA-FG	42.63	B
12	Bolanos, Maurico	12	YBC-FG	42.77	B
13	Vasilyev, Nikolay	12	HAT-FG	43.11	B
14	Forman, Andrew	12	HAT-FG	43.24	B
15	Scarlett, Jayden I	12	HAT-FG	43.56	B
16	Olson, William P	11	CSSC-FG	43.57	B
17	Bonasera, Jason I	12	CSSC-FG	44.04	B
18	Miller, Kolby L	12	YBC-FG	44.38	B
19	Portillo, Steven	12	UN-01-FG	44.69	B
20	Cortez, Luis E	12	HAT-FG	44.95	
21	Hall, Luke A	12	BGS-FG	45.67	
22	Schwartz, Benjar	12	SAS-FG	46.34	
23	Quijada, Samuel	12	HSC-FG	46.48	
24	Ward, Wilson T	11	UN-CS-FG	49.28	
25	Mauriello, Bruno	12	UN-01-FG	49.54	
26	Ortiz III, William	11	YBC-FG	52.76	
27	Kustin, Jakob G	12	HAT-FG	52.82	
28	Nguyen, Ricky	12	BGS-FG	55.10	
29	Lauzurique, Jaso	12	BGS-FG	55.13	
30	Yaremenko, Alex	11	HAT-FG	55.17	
31	Soronmu, Elijah	12	SF-FG	1:04.59	
32	Aversa, Harris	11	SF-FG	NT	
33	Engelmann, Blak	12	SF-FG	NT	
34	Tamaroff, Alec R	12	SF-FG	NTY	
35	Tamaroff, Dylan	12	SF-FG	NTY	
36	Tamaroff, Jared I	12	SF-FG	NTY	
37	Rivero, Juancami	12	HSC-FG	NT	
38	Zamojski, Robert	11	FLA-FG	NT	
39	Vazquez, Leo	11	CSSC-FG	NT	

#43 Girls 200 LC Meter Backstroke

<b>10&amp;U FGC Op:</b>	<b>2:40.74</b>	<b>2008</b>	<b>Tyla Martin</b>
<b>10&amp;U FGC Rec:</b>	<b>2:40.74</b>	<b>2008</b>	<b>Tyla Martin</b>
<b>11-12 FGC Op:</b>	<b>2:22.96</b>	<b>2006</b>	<b>Lauren Driscoll</b>
<b>11-12 FGC Re:</b>	<b>2:22.96</b>	<b>2006</b>	<b>Lauren Driscoll</b>
<b>13-14 FGC Op:</b>	<b>2:14.68</b>	<b>2007</b>	<b>Elizabeth Beisel</b>
<b>13-14 FGC Re:</b>	<b>2:14.76</b>	<b>1987</b>	<b>Stephanie Rosenthal</b>
	<b>2:35.79</b>	<b>11-12</b>	<b>AAAA</b>
	<b>2:43.19</b>	<b>11-12</b>	<b>AAA</b>
	<b>2:50.59</b>	<b>11-12</b>	<b>AA</b>
	<b>2:57.99</b>	<b>11-12</b>	<b>A</b>
	<b>3:01.99</b>	<b>11-12</b>	<b>FGJO</b>
	<b>3:12.89</b>	<b>11-12</b>	<b>BB</b>
	<b>3:27.69</b>	<b>11-12</b>	<b>B</b>
	<b>2:24.89</b>	<b>13-14</b>	<b>AAAA</b>
	<b>2:31.79</b>	<b>13-14</b>	<b>AAA</b>
	<b>2:38.69</b>	<b>13-14</b>	<b>AA</b>
	<b>2:45.59</b>	<b>13-14</b>	<b>A</b>
	<b>2:45.59</b>	<b>13-14</b>	<b>FGJO</b>
<b>Name</b>	<b>Age</b>	<b>Team</b>	<b>Seed Time</b>
1 Robinson, Aitana	17	LAC	2:22.65
2 MacNeil, Maggie	15	LAC	2:22.93
3 Schimansky, Meq	15	CSSC-FG	2:24.47

4	Allen, Jessica	15	LAC	2:25.60
5	Vargas, Melannie	15	UN-BG-FG	2:25.74
6	Ledgin, Autumn	18	SAS-FG	2:32.06
7	Schain, Maddy L	13	AKS-FG	2:32.73 AA
8	Bucaro, Sarah M	15	AZFL-FG	2:32.74
9	Barfield, Mattie I	12	FLA-FG	2:35.20 AAAA
10	Bucaro, Sophia A	16	AZFL-FG	2:35.32
11	Beltrano, Gabby	13	CSSC-FG	2:35.36 AA
12	Brannan, Marissa	15	HAT-FG	2:35.65
13	Korb, Tiffany L	15	SAS-FG	2:36.28
14	Squartino, Geena	19	SF-FG	2:36.35
15	Williams, Allora	14	SF-FG	2:38.79 A
16	Langham, Menle	15	LAC	2:38.81
17	Harrington, Kelly	17	BRST-FG	2:43.29
18	Kondratovitch, A	12	UN-BG-FG	2:43.79 AA
19	Bencie, Gwen E	14	BEST-FG	2:48.67 BB
20	Gooding, Adrian	11	AZFL-FG	2:48.74 AA
21	Perna, Sabrina I	15	UN-BG-FG	2:49.12
22	Acosta, Claudia	12	HSC-FG	2:54.32 A
23	Starman, Sidney	14	BGS-FG	2:57.82 BB
24	D'Alessandro, Ja	12	AKS-FG	2:58.63 FGJO
25	Bérubés8sb7sm8	19	GO	2:58.95
26	Fernandez, Gabri	14	HSC-FG	3:02.61 B
27	Colon, Annabelle	14	BGS-FG	3:04.89 B
28	Keung, Meggie S	15	AZFL-FG	3:05.38
29	Lea, Rachel A	15	SUN-FG	3:11.17
30	Kanter, Rebecca	14	SF-FG	3:13.44
31	Nieto, Antonella	11	UN-01-FG	3:37.77
32	Stewart, Courtne	17	BEST-FG	NT
33	Amador, Maresa	14	UN-01-FG	NT
34	Cope, Lily Y	12	BGS-FG	NT
35	Mckenna, Thea F	14	HAT-FG	NT
36	Mackler, Danni F	14	SAS-FG	NTY
37	Nunez, Camila	12	FLA-FG	NT
38	Davis, Mary	13	AKS-FG	NT
39	Carr, Theresa S	14	CSSC-FG	NT
40	Sauer, Kristin A	16	CSSC-FG	NT
41	Sharma, Megan	14	CSSC-FG	NT
42	Gatlin, Julianna	13	CSSC-FG	NT



2015 Coral Springs Open Invitational-CSSC-051615, S#: FGI051615CSSC-B-1

Coral Springs Aquatic Complex

Psych Sheet

#44 Boys 200 LC Meter Backstroke

<b>10&amp;U FGC Op:</b>	<b>2:31.48</b>	<b>2015</b>	<b>Josh Zuchowski</b>
<b>10&amp;U FGC Rec:</b>	<b>2:31.48</b>	<b>2015</b>	<b>Josh Zuchowski</b>
<b>11-12 FGC Op:</b>	<b>2:10.74</b>	<b>2002</b>	<b>Andrew Davidson</b>
<b>11-12 FGC Re:</b>	<b>2:18.86</b>	<b>2002</b>	<b>Jeffrey Raymond</b>
<b>13-14 FGC Op:</b>	<b>2:04.06</b>	<b>2014</b>	<b>Michael Andrew</b>
<b>13-14 FGC Re:</b>	<b>2:09.62</b>	<b>2001</b>	<b>Bradley Ally</b>
	<b>2:32.09</b>	<b>11-12</b>	<b>AAAA</b>
	<b>2:39.29</b>	<b>11-12</b>	<b>AAA</b>
	<b>2:46.59</b>	<b>11-12</b>	<b>AA</b>
	<b>2:53.79</b>	<b>11-12</b>	<b>A</b>
	<b>3:01.79</b>	<b>11-12</b>	<b>FGJO</b>
	<b>3:08.29</b>	<b>11-12</b>	<b>BB</b>
	<b>3:22.79</b>	<b>11-12</b>	<b>B</b>
	<b>2:17.19</b>	<b>13-14</b>	<b>AAAA</b>
	<b>2:23.79</b>	<b>13-14</b>	<b>AAA</b>
	<b>2:30.29</b>	<b>13-14</b>	<b>AA</b>
	<b>2:36.79</b>	<b>13-14</b>	<b>A</b>
	<b>2:36.79</b>	<b>13-14</b>	<b>FGJO</b>

Name	Age	Team	Seed Time
1 Gonzalez, Mateo	18	AZFL-FG	2:06.97
2 Martinez, Jose A	17	AZFL-FG	2:08.02
3 Sharp, Nick R	16	SAS-FG	2:08.49
4 Landi, Nicholas	20	BRST-FG	2:12.66
5 Kotikovski, Elvis	13	AZFL-FG	2:15.23 AAAA
6 Araya, Esteban	18	UN-AZ-FG	2:16.66
7 Imposimato, Juan	16	YBC-FG	2:21.77
8 Cappa, Dominic	16	LAC	2:23.20
9 Lauzurique, Mar	15	UN-BG-FG	2:23.65
10 Rivero, Bryan O	13	HSC-FG	2:25.53 AA
11 Torres, John	14	UN-BG-FG	2:27.37 AA
12 Vatinelle, Matthi	16	AKS-FG	2:27.99
13 Rodriguez, Aaror	13	HSC-FG	2:33.79 A
14 Cardozo, Joseph	16	BGS-FG	2:35.90
15 Garcia, Andrew I	14	FLA-FG	2:36.28 A
16 Tran, Vincent	16	SUN-FG	2:36.70
17 Amor, Matthew	13	UN-HS-FG	2:42.26 BB
18 Perez, Sal	14	FLA-FG	2:43.14 BB
19 Machado, Lester	14	HSC-FG	2:44.31 BB
20 Llamo, Brian	18	NMST-FG	2:45.24
21 Suarez, Sabi A	14	CSSC-FG	2:49.86 BB
22 Trimble, Gregory	13	CSSC-FG	2:50.25 B
23 Gil, Drake E	14	BRST-FG	2:53.15 B
24 Baucells, Rogelic	14	BGS-FG	2:56.81 B
25 Garcia, Emiliano	12	FLA-FG	2:57.31 FGJO
26 Arvelo, Juan A	14	BGS-FG	3:00.10 B
27 Roach, Ethan M	12	SAS-FG	3:02.30 BB
28 McKeon, Andres	13	CSSC-FG	3:06.82
29 Lesentier, Luca	11	NMST-FG	3:16.05 B
30 Taddonio, Matt J	16	BRST-FG	3:20.52
31 Sanzetenea, Marl	16	NMST-FG	NT
32 Squartino, Salvat	14	SF-FG	NTY
33 Lares, Sebastian	11	AZFL-FG	NT

34 Bermudez, Migu	18	BGS-FG	NT
35 Barranco, Kevin	14	BGS-FG	NT
36 Marsal, Sebastiar	13	UN-BG-FG	NT
37 Castro, Bryan A	13	UN-MS-FG	NT
38 Sanchez, Alex A	15	MS-FG	NT
39 Homes, Diego	14	YBC-FG	NT
40 Carbone, Nichol	13	FLA-FG	NT
41 Marks, Connor M	12	CSSC-FG	NT

#45 Girls 10 & Under 100 LC Meter Butterfly

<b>FGC Open Rec:</b>	<b>1:11.36</b>	<b>1991</b>	<b>Luciana Genova</b>
<b>FGC Record:</b>	<b>1:11.22</b>	<b>1994</b>	<b>Victoria Genova</b>
	<b>1:19.69</b>	<b>AAAA</b>	
	<b>1:25.39</b>	<b>AAA</b>	
	<b>1:31.09</b>	<b>AA</b>	
	<b>1:36.79</b>	<b>A</b>	
	<b>1:40.79</b>	<b>FGJO</b>	
	<b>1:53.99</b>	<b>BB</b>	
	<b>2:11.19</b>	<b>B</b>	

Name	Age	Team	Seed Time
1 Barnhardt, Rylie	10	AZFL-FG	1:20.35 AAA
2 Fernandez, Mich	10	HSC-FG	1:26.00 AA
3 Montero, Becca	10	AKS-FG	1:31.11 A
4 Yordi, Rachel	10	NMST-FG	1:37.34 FGJO
5 Chinogwenya, N	10	SF-FG	1:39.51 FGJO
6 Baucells, Angelir	9	BGS-FG	1:41.85 BB
7 Kennedy, Lauren	9	SF-FG	1:46.93 BB
8 Rilo, Illari	10	SUN-FG	1:49.89 BB
9 Badell, Eugenia	10	NMST-FG	NT
10 Troccoli, Isa M	10	SUN-FG	NT
11 Lopez-Diaz, Emi	10	YBC-FG	NT
12 McCormick, Rile	10	CSSC-FG	NT
13 Ward, Payton A	10	CSSC-FG	NT
14 Armbruster, Kait	10	CSSC-FG	NT
15 Robertson, Emily	10	CSSC-FG	NT

#46 Boys 10 & Under 100 LC Meter Butterfly

<b>FGC Open Rec:</b>	<b>1:11.64</b>	<b>2009</b>	<b>Jackson DeFore</b>
<b>FGC Record:</b>	<b>1:11.72</b>	<b>1991</b>	<b>Raun Bass</b>
	<b>1:19.49</b>	<b>AAAA</b>	
	<b>1:25.09</b>	<b>AAA</b>	
	<b>1:30.59</b>	<b>AA</b>	
	<b>1:36.09</b>	<b>A</b>	
	<b>1:40.09</b>	<b>FGJO</b>	
	<b>1:52.79</b>	<b>BB</b>	
	<b>2:09.39</b>	<b>B</b>	

Name	Age	Team	Seed Time
1 Winkler, Kaii L	9	FLA-FG	1:14.28 AAAA
2 Winkler, Finn	10	FLA-FG	1:16.79 AAAA
3 Lopez-Casula, M	10	HSC-FG	1:51.59 BB
4 Armbruster, Tyle	8	CSSC-FG	2:13.54
5 Rivas, Fabio A	9	HSC-FG	NT
6 Rodriguez, Agus	10	HSC-FG	NT
7 McCracken, Ben	9	CSSC-FG	NT

#47 Girls 11-12 100 LC Meter Butterfly


<b>FGC Open Rec:</b>	<b>1:05.09</b>	<b>2004</b>	<b>Lauren Harrington</b>
<b>FGC Record:</b>	<b>1:04.24</b>	<b>2009</b>	<b>Megan Moroney</b>
	<b>1:10.19</b>	<b>AAAA</b>	
	<b>1:14.09</b>	<b>AAA</b>	
	<b>1:17.99</b>	<b>AA</b>	
	<b>1:21.89</b>	<b>A</b>	
	<b>1:23.89</b>	<b>FGJO</b>	
	<b>1:29.69</b>	<b>BB</b>	
	<b>1:37.49</b>	<b>B</b>	

Name	Age	Team	Seed Time
1 Kozel, Madison t	12	AZFL-FG	1:16.45 AA
2 Garcia, Giuliana	11	CSSC-FG	1:24.26 BB
3 Miao, Margaret V	11	AKS-FG	1:24.31 BB
4 Gonzalez, Shann	12	HSC-FG	1:25.00 BB
5 Castillo, Gabi N	12	BRST-FG	1:26.34 BB
6 Udell, Caroline M	11	AZFL-FG	1:27.15 BB
7 Bannister, Lelain	11	SUN-FG	1:27.96 BB
8 Fors, Helen	11	HSC-FG	1:31.09 B
9 Kennedy, Kaycie	11	SF-FG	1:32.11 B
10 Schleicher, Mall	11	SUN-FG	1:35.67 B
11 Lamb, Hanna R	11	SUN-FG	1:46.72
12 Avellaneda, Sofi	11	SUN-FG	1:49.17
13 Chandler, Ava C	12	MS-FG	1:49.44
14 Shearer, Anabela	11	SUN-FG	1:52.13
15 Mason, Olivia C	12	CSSC-FG	1:58.20
16 Gonzalez, Chloe	12	MBS-FG	1:59.76
17 Barrios, Sofia	11	CSSC-FG	2:08.55
18 Swicegood, Laur	11	BGS-FG	NT
19 Manrique, Kari	11	YBC-FG	NT
20 Amon, Kayla	11	YBC-FG	NT
21 Laplant, Sara E	11	CSSC-FG	NT
22 Virgin, Cara P	11	CSSC-FG	NT
23 Fowler, Faith E	11	CSSC-FG	NT
24 Kasperski, Anna	12	CSSC-FG	NT
25 Mitova, Ellie	12	CSSC-FG	NT

#48 Boys 11-12 100 LC Meter Butterfly

<b>FGC Open Rec:</b>	<b>1:03.35</b>	<b>2014</b>	<b>Rafael Rodriguez</b>
<b>FGC Record:</b>	<b>1:02.19</b>	<b>2014</b>	<b>Rafael Rodriguez</b>
	<b>1:08.49</b>	<b>AAAA</b>	
	<b>1:12.49</b>	<b>AAA</b>	
	<b>1:16.39</b>	<b>AA</b>	
	<b>1:20.39</b>	<b>A</b>	
	<b>1:24.39</b>	<b>FGJO</b>	
	<b>1:28.29</b>	<b>BB</b>	
	<b>1:36.19</b>	<b>B</b>	

Name	Age	Team	Seed Time
1 Lopez, Jose C	12	MS-FG	1:14.57 AA
2 Beron-Vera, Pedr	12	MS-FG	1:14.84 AA
3 Sierra, Miguel	12	AKS-FG	1:15.92 AA
4 Gonzalez, David	12	AZFL-FG	1:16.84 A
5 Lares, Sebastian	11	AZFL-FG	1:17.77 A





2015 Coral Springs Open Invitational-CSSC-051615, S#: FGI051615CSSC-B-1

Coral Springs Aquatic Complex

Psych Sheet

#48 ... (Boys 11-12 100 LC Meter Butterfly)

6	Bono, Dominic E	11	AKS-FG	1:18.72	A
7	Assael, Alejandro	12	AZFL-FG	1:19.00	A
8	Meyer, Alexandre	12	CSSC-FG	1:19.50	A
9	Efimov, Nikita A	11	NMST-FG	1:21.28	FGJO
10	Cera, Rafael	12	HSC-FG	1:21.87	FGJO
11	Sosa, Michael J	12	HSC-FG	1:22.00	FGJO
12	D'Avi, Jack	12	YBC-FG	1:22.88	FGJO
13	Scarlett, Jayden I	12	HAT-FG	1:24.02	FGJO
14	Tapia, Jio J	12	FLA-FG	1:24.31	FGJO
15	Tarafa, Matthew	11	HSC-FG	1:25.00	BB
16	Gomez, Javier E	11	MS-FG	1:38.56	
17	Rummel, Jack A	12	CSSC-FG	1:38.80	
18	Marrero, Javier	12	BGS-FG		NT
19	Nguyen, Ricky	12	BGS-FG		NT
20	Schenquerman, I	11	YBC-FG		NT
21	Gomez del Camp	12	MWA-FG		NT
22	Gonzalez, Brian	11	CSSC-FG		NT
23	Chin, Cody C	12	CSSC-FG		NT
24	McCracken, Ian	12	CSSC-FG		NT
25	Ferrara, Luc M	11	CSSC-FG		NT

#49 Girls 13 & Over 100 LC Meter Butterfly

<b>13-14 FGC Op:</b>	<b>1:01.41</b>	<b>2002</b>	<b>Elaine Breedon</b>
<b>13-14 FGC Re:</b>	<b>1:01.10</b>	<b>2009</b>	<b>Chelsea Britt</b>
	<b>1:06.09</b>	<b>13-14 AAAA</b>	
	<b>1:09.19</b>	<b>13-14 AAA</b>	
	<b>1:12.39</b>	<b>13-14 AA</b>	
	<b>1:15.49</b>	<b>13-14 A</b>	
	<b>1:15.49</b>	<b>13-14 FGJO</b>	
	<b>1:21.79</b>	<b>13-14 BB</b>	
	<b>1:28.09</b>	<b>13-14 B</b>	

Name	Age	Team	Seed Time
1 MacNeil, Maggie	15	LAC	1:00.43
2 Ross, Racine E	15	AZFL-FG	1:04.87
3 Cicienia, Angela	20	AZFL-FG	1:07.38
4 Allen, Jessica	15	LAC	1:08.52
5 Dodge, Katelyn	21	BRST-FG	1:08.62
6 Gilbert, Madison	18	BRST-FG	1:09.09
7 Reuter, Megan B	19	BRST-FG	1:09.14
8 Van Den Berg, D	18	AZFL-FG	1:09.40
9 Digulla, Megan C	20	BRST-FG	1:10.53
10 Thomas, Camero	13	SF-FG	1:10.60 AA
11 Mullen, Marin E	17	SAS-FG	1:11.47
12 Virgin, Hannah E	14	CSSC-FG	1:12.00 AA
13 Kennedy, Jodi	13	SF-FG	1:12.04 AA
14 Sauer, Lindsey N	18	CSSC-FG	1:12.63
15 Williams, Allora	14	SF-FG	1:12.76 A
16 Hunnewell, Nico	18	UNAT	1:13.72
17 Roper, Hannah J	20	BRST-FG	1:14.49
18 Belcik, Bridget A	19	BRST-FG	1:15.99
19 Robinson, Aitana	17	LAC	1:16.18
20 Mirabal, Nora	13	UN-AZ-FG	1:17.01 BB


21 Seto, Tiffany	14	SF-FG	1:17.90	BB
22 Udell, Olivia F	13	AZFL-FG	1:18.19	BB
23 Jones, Acacia L	14	CSSC-FG	1:20.48	BB
24 Braga, Luisa	16	UN-AZ-FG	1:20.87	
25 Smutny, Mary S	14	AKS-FG	1:21.69	BB
26 Grabow, Chloe L	14	HAT-FG	1:21.75	BB
27 Johnson, Hayley	16	BRST-FG	1:22.71	
28 Fajardo, Dominic	15	CSSC-FG	1:22.98	
29 Glanzman, Naor	13	BRST-FG	1:23.42	B
30 Noyola, Lauren F	14	CSSC-FG	1:23.51	B
31 Amon, Ashlynn	14	YBC-FG	1:23.69	B
32 Korb, Gaby C	13	SAS-FG	1:28.43	
33 Alonso, Jimena	15	SAS-FG	1:28.59	
34 Bremer, Victoria	13	BRST-FG	1:29.00	
35 Keung, Meggie S	15	AZFL-FG	1:29.39	
36 Cordoba, Brooke	13	CSSC-FG	1:31.75	
37 Ohana, Julia R	15	MBS-FG	1:33.26	
38 Kean, Carolyn G	13	SUN-FG	1:34.72	
39 Camacho, Jacques	13	YBC-FG	1:36.77	
40 Parsons, Camila	13	CSSC-FG	1:40.70	
41 Szakacs, Lydia C	13	CSSC-FG	1:42.74	
42 Puia, Emily R	15	CSSC-FG	1:43.35	
43 Reta, Oriana A	13	MBS-FG	1:53.27	
44 Kanter, Rebecca	14	SF-FG		NTY
45 Kleiban, Giselle	13	UN-01-FG		NT
46 Benguria, Daniel	14	HSC-FG		NT
47 Flynt, Emily M	15	YBC-FG		NT
48 Kim, Daniela	14	YBC-FG		NT
49 Ruiz, Flavia L	16	YBC-FG		NTY
50 Friedland, Sabrin	18	YBC-FG		NTY
51 Staack, Isabelle C	13	FLA-FG		NT
52 Negrin, Andrea M	13	FLA-FG		NT
53 Anthony, Larissa	15	BRST-FG		NT
54 Garcia, Madelyn	13	CSSC-FG		NT
55 Ortiz, Daniela M	14	CSSC-FG		NT
56 Viner, Sophia J	13	CSSC-FG		NT
57 Chiarella, Daria	16	CSSC-FG		NT
58 Adames, Camille	15	CSSC-FG		NT

#50 Boys 13 & Over 100 LC Meter Butterfly

<b>13-14 FGC Op:</b>	<b>54.59</b>	<b>2014</b>	<b>Michael Andrew</b>
<b>13-14 FGC Re:</b>	<b>58.02</b>	<b>2009</b>	<b>Yousef Alaskari</b>
	<b>1:01.59</b>	<b>13-14 AAAA</b>	
	<b>1:04.59</b>	<b>13-14 AAA</b>	
	<b>1:07.49</b>	<b>13-14 AA</b>	
	<b>1:10.39</b>	<b>13-14 A</b>	
	<b>1:10.39</b>	<b>13-14 FGJO</b>	
	<b>1:16.29</b>	<b>13-14 BB</b>	
	<b>1:22.19</b>	<b>13-14 B</b>	

Name	Age	Team	Seed Time
1 Martinez, Jose A	17	AZFL-FG	55.27
2 Smutny, Luke R	16	AKS-FG	57.26
3 Perez, Jhonny J	17	UN-AZ-FG	57.63
4 Guarente, Marco	18	UN-AZ-FG	57.90

5 Gomez, Alberto	15	UN-BG-FG	58.22	
6 Bohorquez, Fern	18	AZFL-FG	58.79	
7 Vargas, Sebastiar	16	CSSC-FG	59.86	
8 Horrego, Julio A	16	HSC-FG	59.90	
9 Pereira, Daniel B	19	AZFL-FG	1:00.68	
10 Lupoli, Franco A	21	UN-AZ-FG	1:01.05	
11 Alatorre, Fernan	16	AZFL-FG	1:01.22	
12 Metzker, O L	18	SAS-FG	1:02.09	
13 Angeles, Danny	19	NMST-FG	1:02.14	
14 Roth, Quinn A	15	SF-FG	1:02.39	
15 Yamamoto, Henr	17	CSSC-FG	1:03.07	
16 Lares, Andres A	15	AZFL-FG	1:03.77	
17 Llamas, Brian	18	NMST-FG	1:04.61	
18 Matheus, Eric	14	SAS-FG	1:04.62	AA
19 Gutierrez, Chris	16	BGS-FG	1:04.69	
20 Cannon, John B	17	AKS-FG	1:05.02	
21 Perez, Sal	14	FLA-FG	1:05.57	AA
22 Ferrara, Nico J	15	CSSC-FG	1:06.00	
23 Furman, Henry A	16	BRST-FG	1:06.50	
24 Rivero, Bryan O	13	HSC-FG	1:06.82	AA
25 Perez, Enrique A	18	AZFL-FG	1:06.87	
26 Calle, Santiago	15	SWAT-FG	1:08.88	
27 Zylberberg, Noa	16	SAS-FG	1:09.10	
28 Vivas, Martin	16	YBC-FG	1:09.71	
29 Liraz, Tom	14	YBC-FG	1:10.54	BB
30 Banciella, Reid A	13	MS-FG	1:10.80	BB
31 Avellaneda, Dieg	14	SUN-FG	1:11.05	BB
32 Navarrete, Ferna	17	YBC-FG	1:11.60	
33 Fernandez, Mich	13	HSC-FG	1:11.81	BB
34 Rose, Keegan S	14	BGS-FG	1:11.90	BB
35 Morales, Jorge	15	HSC-FG	1:13.20	
36 Garcia, Andres P	14	UN-HS-FG	1:14.18	BB
37 Castillo, Nico A	15	BRST-FG	1:14.78	
38 Manrique, Sebas	15	YBC-FG	1:15.27	
39 Cordova, Rene	15	YBC-FG	1:16.55	
40 Costello, Pat M	17	BRST-FG	1:20.37	
41 McCormick, San	13	CSSC-FG	1:21.26	B
42 Tortola, Cristian	13	UN-AZ-FG	1:21.75	B
43 Lugones, Abraha	14	HSC-FG	1:21.87	B
44 Sanzetea, Marl	16	NMST-FG	1:22.49	
45 Gallet, James D	14	YBC-FG	1:23.13	
46 Michelena, Osca	14	SUN-FG	1:23.79	
47 Cordova, Samuel	16	YBC-FG	1:24.10	
48 Amor, Matthew	13	UN-HS-FG	1:25.06	
49 Sanchez, Jake A	14	AKS-FG	1:26.18	
50 Hernandez, Kalv	14	CSSC-FG	1:32.35	
51 Duduyak, Klime	13	NMST-FG	1:40.00	
52 Lucas, Jesus M	13	NMST-FG		NT
53 Santiago, Sebasti	13	NMST-FG		NT
54 Lara, Ronald J	16	SWAT-FG		NT
55 Smith, Shane S	13	SF-FG		NTY
56 Smith, Shawn	13	SF-FG		NTY
57 Gonzalez, Oscar	14	SF-FG		NTY
58 Willem, Steffen	18	HAT-FG		NTY



2015 Coral Springs Open Invitational-CSSC-051615, S#: FGI051615CSSC-B-1

Coral Springs Aquatic Complex

Psych Sheet

#50 ... (Boys 13 & Over 100 LC Meter Butterfly)

59	Rotman, Pierce M	14	SAS-FG	NT
60	Tannhauser, Bobl	17	SAS-FG	NT
61	Bastian, Izaak Z	14	SAS-FG	NT
62	Veit, Eric	16	YBC-FG	NT
63	Wilkie, Malcolm	14	YBC-FG	NTY
64	Levit, Eli S	14	FLA-FG	NT
65	Domokos, Loran	13	BRST-FG	NT
66	Byshnev, Konsta	19	BRST-FG	NT
67	Deybach, Alex	14	MBS-FG	NT
68	Hemmerde, Adria	17	MBS-FG	NT
69	Oliver, Noah H	16	AKS-FG	NT
70	Hosfeld, Luiz F	16	CSSC-FG	NT
71	Prado, Lorenzo	14	CSSC-FG	NT
72	Hopkins, Dennis	16	CSSC-FG	NT

#51 Girls 10 & Under 50 LC Meter Freestyle

<b>FGC Open Rec:</b>	<b>29.41</b>	<b>1991</b>	<b>Luciana Genova</b>
<b>FGC Record:</b>	<b>29.41</b>	<b>1991</b>	<b>Luciana Genova</b>
	<b>31.99</b>	<b>AAAA</b>	
	<b>33.39</b>	<b>AAA</b>	
	<b>34.89</b>	<b>AA</b>	
	<b>36.29</b>	<b>A</b>	
	<b>37.29</b>	<b>FGJO</b>	
	<b>40.69</b>	<b>BB</b>	
	<b>44.99</b>	<b>B</b>	

Name	Age	Team	Seed Time
1 Fernandez, Mich	10	HSC-FG	32.63 AAA
2 Montero, Becca	10	AKS-FG	33.54 AA
3 Botting, Riley E	10	CSSC-FG	34.37 AA
4 Dinehart, Elena S	10	AKS-FG	34.44 AA
5 Yordi, Rachel	10	NMST-FG	35.97 A
6 Marino, Yazmin.	10	YBC-FG	37.25 FGJO
7 Rilo, Illari	10	SUN-FG	37.71 BB
8 Smutny, Maddie	9	AKS-FG	38.15 BB
9 Gersper, Aspen J	9	SAS-FG	38.47 BB
10 Gonzalez, Paola	9	UN-BG-FG	38.64 BB
11 Collie, Samantha	10	AZFL-FG	38.91 BB
12 Chinogwenya, N	10	SF-FG	38.94 BB
13 Udell, Stephanie	9	AZFL-FG	39.43 BB
14 Nieto, Bianca G	8	UN-01-FG	39.66 BB
15 Cronin, Karli	9	BRST-FG	39.77 BB
16 Holmes, Willow	10	CSSC-FG	39.80 BB
17 Frazier, Sara M	10	BGS-FG	40.03 BB
18 Troccoli, Isa M	10	SUN-FG	40.38 BB
19 McCormick, Rile	10	CSSC-FG	40.45 BB
20 Olson, Elisabeth	10	CSSC-FG	41.46 B
21 Yordi, Rebecca	10	NMST-FG	41.78 B
22 Lopez-Diaz, Emi	10	YBC-FG	41.97 B
23 Palacios, Nicole	10	CSSC-FG	42.54 B
24 Wells, Hailey I	10	CSSC-FG	42.55 B
25 Bellardi, Nicole	10	AZFL-FG	42.84 B
26 Portik-Gergely, K	9	BEST-FG	43.10 B


27 Cope, Rosie Q	8	BGS-FG	43.98 B
28 Kennedy, Lauren	9	SF-FG	44.50 B
29 Henderson, Soph	9	SAS-FG	44.85 B
30 Sorunmu, Maya J	9	SF-FG	45.26
31 Bonney, Macken	8	CSSC-FG	45.70
32 Sosa, Ariana	9	SF-FG	46.73
33 Gedeon, Anais	7	NMST-FG	47.23
34 Bonasera, Kaitly	9	CSSC-FG	47.64
35 Ward, Payton A	10	CSSC-FG	47.78
36 Wimmer, Astrid	10	YBC-FG	48.16
37 Schleicher, Carle	9	SUN-FG	48.86
38 Levin, Rebeca	10	SF-FG	49.54
39 Olmo, Charlotte	8	UN-01-FG	49.78
40 Acebo, Gabi O	10	BGS-FG	50.00
41 Mirones, Cecilia	9	SUN-FG	50.08
42 Garcia-Carrillo, I	10	MWA-FG	51.34
43 Bond, Mila I	8	CSSC-FG	52.59
44 Zaparegos, Stam	8	BRST-FG	52.72
45 Echeumuna, Sop	8	AZFL-FG	58.71
46 Levin, Sara	8	SF-FG	1:02.71
47 Genz, Cassandra	9	BRST-FG	1:05.38
48 Banks, Brooklyn	10	SF-FG	NTY
49 Kanter, Ava	9	SF-FG	NT
50 Renaud, Jade	9	SF-FG	NTY
51 Renaud, Eva	10	SF-FG	NTY
52 McLemore, Merc	10	BEST-FG	NT
53 McLemore, Taw	9	BEST-FG	NT
54 Anton, Sidney	8	AZFL-FG	NT
55 Gonzalez, Ana C	10	UN-01-FG	NT
56 Gonzalez, Ana L	7	UN-01-FG	NT
57 Kleyban, Stepha	7	UN-01-FG	NT
58 Sanford, Charlie	10	HAT-FG	NTY
59 Levine, Taylor	10	YBC-FG	NTY
60 Calla, Gabriella C	9	YBC-FG	NTY
61 Alsup, Evelyn R	9	MBS-FG	NT
62 Vazquez-Quiroga	9	MWA-FG	NT
63 Perez, Vianca	10	AKS-FG	NT
64 Huang, Hilary	10	AKS-FG	NT
65 Guan, Selina	9	CSSC-FG	NT

#52 Boys 10 & Under 50 LC Meter Freestyle

<b>FGC Open Rec:</b>	<b>29.08</b>	<b>2014</b>	<b>Matt Cooper</b>
<b>FGC Record:</b>	<b>28.86</b>	<b>1990</b>	<b>Jason Gagnon</b>
	<b>31.59</b>	<b>AAAA</b>	
	<b>32.89</b>	<b>AAA</b>	
	<b>34.29</b>	<b>AA</b>	
	<b>35.69</b>	<b>A</b>	
	<b>37.69</b>	<b>FGJO</b>	
	<b>39.69</b>	<b>BB</b>	
	<b>43.79</b>	<b>B</b>	

Name	Age	Team	Seed Time
1 Winkler, Kaii L	9	FLA-FG	31.76 AAA
2 Winkler, Finn	10	FLA-FG	31.99 AAA
3 Echeumuna, Luc	9	AZFL-FG	32.96 AA

4 Rivas, Fabio A	9	HSC-FG	35.44 A
5 Dulieu, Diego R	10	AZFL-FG	36.00 FGJO
6 Lopez-Casula, M	10	HSC-FG	36.22 FGJO
7 Uglanov, Ivan	10	HAT-FG	36.58 FGJO
8 Leal, Samuel A	10	BGS-FG	37.55 FGJO
9 Beleznav, Andre	10	SAS-FG	37.75 BB
10 Gonzalez, Georg	7	UN-BG-FG	37.99 BB
11 Pokatragool, Pet	10	CSSC-FG	38.57 BB
12 Chavez, David J	10	FLA-FG	39.25 BB
13 McCracken, Ben	9	CSSC-FG	39.79 B
14 Aronsohn, Matth	10	SAS-FG	39.86 B
15 Nordheim, Greg	10	SAS-FG	40.20 B
16 Carbone, Santiag	10	NMST-FG	40.85 B
17 Williams, Owen	9	HAT-FG	40.99 B
18 Kustin, Quinn H	10	HAT-FG	41.46 B
19 Alvarez, Alejand	10	CSSC-FG	41.73 B
20 Savino, Sebastia	9	CSSC-FG	41.79 B
21 Hau, Christopher	10	SF-FG	44.75
22 Leon, Leonardo	10	UN-01-FG	45.41
23 Aguirre, Jorge A	10	SF-FG	45.44
24 Kean, Christophe	9	SUN-FG	45.45
25 Armbruster, Tyle	8	CSSC-FG	46.23
26 Reta, Ethan R	10	MBS-FG	46.83
27 D'Avi, Thomas J	9	YBC-FG	48.51
28 Landron, Gabriel	8	SUN-FG	57.33
29 Lopez-Casula, L	7	HSC-FG	57.97
30 Quispe, Steve	10	CSSC-FG	59.29
31 Landron, Rafael	7	SUN-FG	1:02.88
32 Rassi, Randall A	7	CSSC-FG	1:08.00
33 Shearer, Mateo	9	SUN-FG	1:09.80
34 Barreto, Joshua	7	NMST-FG	NT
35 Hau, Derek	7	SF-FG	NTY
36 Ros, Daniel	10	SF-FG	NT
37 DeBlasis, Jordan	10	SF-FG	NT
38 Portik-Gergely, I	8	BEST-FG	NT
39 Bencie, Brian M	10	BEST-FG	NT
40 Rilo, Ares A	7	SUN-FG	NT
41 Jouault, Samuel	10	UN-01-FG	NT
42 Arce, Aiden L	9	HAT-FG	NTY
43 Bailey, Lucas A	8	SAS-FG	NT
44 Cayetano, Benja	10	YBC-FG	NTY
45 Sherlock, Aiden	10	BRST-FG	NTY
46 Johnson, Marcus	9	BRST-FG	NT
47 Gomez, Lautaro	10	MBS-FG	NT
48 Baltodano, Mich	9	MBS-FG	NT
49 Choque, Thomas	8	MBS-FG	NT
50 Harron De Mont	6	MBS-FG	NT
51 Musa, Farouk	7	HAT-FG	NT
52 Ruf, Justin T	10	CSSC-FG	NT
53 Sharma, Mehu	10	CSSC-FG	NT
54 Calero, Fernando	9	CSSC-FG	NT
55 Alapati, Rohan	8	CSSC-FG	NT
56 Frantsevskiy, Egr	9	CSSC-FG	NT



## 2015 Coral Springs Open Invitational-CSSC-051615, S#: FGI051615CSSC-B-1

## Coral Springs Aquatic Complex

## Psych Sheet

## #53 Girls 11-12 50 LC Meter Freestyle

**FGC Open Rec:** 27.31 2014 Andrea Santander  
**FGC Record:** 27.00 2014 Andrea Santander  
 29.29 AAAA  
 30.69 AAA  
 31.99 AA  
 33.39 A  
 34.39 FGJO  
 35.99 BB  
 38.69 B

Name	Age	Team	Seed Time	
1 Acosta, Claudia	12	HSC-FG	29.00	AAAA
2 Banks, Gabriann	12	HAT-FG	29.94	AAA
3 Iglesias, Lily	11	MS-FG	31.29	AA
4 Kozel, Madison	12	AZFL-FG	31.83	AA
5 Kasperski, Anna	12	CSSC-FG	31.94	AA
6 Bannister, Lelain	11	SUN-FG	32.06	A
7 Backer, Taylor R	12	AKS-FG	32.48	A
8 Nordheim, Carol	12	SAS-FG	32.61	A
9 Trodick, Samantl	12	SUN-FG	33.24	A
10 Castillo, Gabi N	12	BRST-FG	33.24	A
11 Taylor, Isabella I	12	HAT-FG	33.39	A
12 Nunez, Camila	12	FLA-FG	33.50	FGJO
13 Mason, Olivia C	12	CSSC-FG	33.97	FGJO
14 Seniuta, Monika	11	SAS-FG	34.10	FGJO
15 Beleznay, Flora	12	SAS-FG	34.12	FGJO
16 Martinez-Bruno,	12	YBC-FG	34.25	FGJO
17 Nieto, Antonella	11	UN-01-FG	34.28	FGJO
18 Virgin, Cara P	11	CSSC-FG	34.28	FGJO
19 Udell, Caroline N	11	AZFL-FG	34.46	BB
20 Wang, Cindy	12	AKS-FG	34.48	BB
21 Smutny, Lucy D	12	AKS-FG	34.54	BB
22 Vazquez, Jennife	11	HSC-FG	34.67	BB
23 Schimansky, Sar	12	CSSC-FG	34.83	BB
24 Swicegood, Laur	11	BGS-FG	34.89	BB
25 Fors, Helen	11	HSC-FG	34.90	BB
26 Montesinos, Mel	11	AZFL-FG	35.49	BB
27 Molina, Gabriela	11	AKS-FG	35.82	BB
28 Schleicher, Mall	11	SUN-FG	36.00	B
29 Deo, Alana E	11	AKS-FG	36.25	B
30 Gonzalez, Nora	11	UN-01-FG	36.44	B
31 Lesentier, Jacque	12	NMST-FG	36.51	B
32 Gomez, Abigail	12	SUN-FG	36.74	B
33 Deybach, Stephi	12	MBS-FG	37.42	B
34 Cronin, Sabrina	11	BRST-FG	37.44	B
35 Dattile, Briana E	11	CSSC-FG	37.44	B
36 Avellaneda, Sofi	11	SUN-FG	37.92	B
37 Conrad, Hayley	12	CSSC-FG	37.92	B
38 Chandler, Ava C	12	MS-FG	37.96	B
39 Barrios, Sofia	11	CSSC-FG	38.27	B
40 Manrique, Kari	11	YBC-FG	38.58	B
41 Candido, Amber	11	CSSC-FG	38.61	B
42 Lamb, Hanna R	11	SUN-FG	38.88	


43 Nagy, Ashley J	11	CSSC-FG	39.13	
44 Leon, Valerie L	12	SF-FG	39.20	
45 Silva, Lauren E	11	MS-FG	39.35	
46 Gandolfo, Krysta	11	MBS-FG	39.55	
47 Gonzalez, Chloe	12	MBS-FG	39.76	
48 Garcia, Emily R	12	FLA-FG	39.92	
49 Pinilla, Kelly M	11	CSSC-FG	39.92	
50 Barraque, Toscan	12	AKS-FG	39.99	
51 Sacerio, Camilla	12	YBC-FG	40.40	
52 Gomez, Camila	12	MBS-FG	40.98	
53 Alfonso, Ashley	11	AKS-FG	41.83	
54 Camacho, Julian	11	YBC-FG	41.97	
55 Pizano, Juliet	12	MBS-FG	42.20	
56 Shearer, Anabela	11	SUN-FG	42.29	
57 Materia, Baylee	12	FLA-FG	42.73	
58 Martinez-Vizcain	12	UN-01-FG	43.47	
59 Sosa, Arizel	11	SF-FG	43.97	
60 Arteaga, Annabel	12	MWA-FG	44.57	
61 Saunders, Helen	12	AZFL-FG	44.66	
62 Chavarro, Alessia	11	FLA-FG	46.25	
63 Genz, Gabriella	12	BRST-FG	50.26	
64 Hemmerde, Anto	12	MBS-FG	50.54	
65 Zaparegos, Eiren	11	BRST-FG	52.99	
66 Sweet, Claire-Mi	12	YBC-FG	55.46	
67 Wiebe, Olivia M	11	SF-FG		NTY
68 Torres, Ciara	12	UN-01-FG		NT
69 Deeter, Alexa G	11	HAT-FG		NT
70 Leon, Angie	12	YBC-FG		NT
71 Amon, Kayla	11	YBC-FG		NT
72 Christianson, Ka	11	YBC-FG		NTY
73 Ruiz, Alexandra	12	YBC-FG		NTY
74 Herne, Maria	12	YBC-FG		NT
75 Mclean, Devon V	11	BRST-FG		NTY
76 Martin, Kaya E	12	MBS-FG		NT
77 Kotler, Jordana M	11	MWA-FG		NT
78 Vazquez-Quiroga	11	MWA-FG		NT
79 Ferraro, Sophia	11	MWA-FG		NT
80 Eilers, Morgan D	11	MWA-FG		NT
81 Mitova, Ellie	12	CSSC-FG		NT
82 McGee, Lily A	11	CSSC-FG		NT

## #54 Boys 11-12 50 LC Meter Freestyle

**FGC Open Rec:** 26.20 2011 Julien Pinon  
**FGC Record:** 26.17 2011 Julien Pinon  
 28.39 AAAA  
 29.79 AAA  
 31.09 AA  
 32.49 A  
 33.49 FGJO  
 35.09 BB  
 37.79 B

Name	Age	Team	Seed Time	
1 Marks, Connor M	12	CSSC-FG	30.40	AA
2 Tarafa, Matthew	11	HSC-FG	31.00	AA

3 Garcia, Emiliano	12	FLA-FG	31.06	AA
4 Roach, Ethan M	12	SAS-FG	31.14	A
5 Gonzalez, David	12	AZFL-FG	31.51	A
6 Quijada, Daniel	12	HSC-FG	31.53	A
7 Cortez, Luis E	12	HAT-FG	31.62	A
8 Sierra, Miguel	12	AKS-FG	31.75	A
9 Valdivia, Dylan I	12	MS-FG	32.34	A
10 Gonzalez, Brian	11	CSSC-FG	32.81	FGJO
11 Chin, Cody C	12	CSSC-FG	32.81	FGJO
12 Assael, Alejandro	12	AZFL-FG	32.82	FGJO
13 Hategan, Darien	12	YBC-FG	33.05	FGJO
14 Scarlett, Jayden I	12	HAT-FG	33.08	FGJO
15 Gomez, Javier E	11	MS-FG	33.48	FGJO
16 Cera, Rafael	12	HSC-FG	33.74	BB
17 McCracken, Ian	12	CSSC-FG	34.26	BB
18 Vasilyev, Nikolay	12	HAT-FG	34.47	BB
19 Miller, Kolby L	12	YBC-FG	34.52	BB
20 Portillo, Steven	12	UN-01-FG	34.57	BB
21 Perez, Misha	12	FLA-FG	34.70	BB
22 Watson, Daniel S	12	HAT-FG	34.99	BB
23 Tapia, Jio J	12	FLA-FG	35.10	B
24 Rummel, Jack A	12	CSSC-FG	35.36	B
25 Forman, Andrew	12	HAT-FG	35.80	B
26 Olson, William P	11	CSSC-FG	36.53	B
27 Mauriello, Brunc	12	UN-01-FG	36.91	B
28 Ward, Wilson T	11	UN-CS-FG	37.43	B
29 Oliver, Garrett M	12	AKS-FG	38.24	
30 Bonasera, Jason	12	CSSC-FG	38.36	
31 Kustin, Jakob G	12	HAT-FG	39.95	
32 Marrero, Javier	12	BGS-FG	40.00	
33 Gomez del Camp	12	MWA-FG	40.13	
34 Quijada, Samuel	12	HSC-FG	40.50	
35 Schwartz, Benjar	12	SAS-FG	40.69	
36 Nguyen, Ricky	12	BGS-FG	41.20	
37 Tamaroff, Dylan	12	SF-FG	41.57	
38 Tamaroff, Jared I	12	SF-FG	43.80	
39 Sorunmu, Elijah	12	SF-FG	44.04	
40 Yaremenko, Alex	11	HAT-FG	44.17	
41 Lauzurique, Jaso	12	BGS-FG	44.63	
42 Tamaroff, Alec R	12	SF-FG	45.16	
43 Hall, Luke A	12	BGS-FG	46.38	
44 Garcia, Cristian C	11	CSSC-FG	56.46	
45 Gonzalez, Enzo	11	SWAT-FG		NT
46 Aversa, Harris	11	SF-FG		NT
47 Rivero, Juancam	12	HSC-FG		NT
48 Bolanos, Maurici	12	YBC-FG		NTY
49 Mandava, Yeshw	12	YBC-FG		NT
50 Ortiz III, William	11	YBC-FG		NTY
51 Bagiotti, Jon M	11	YBC-FG		NTY
52 Zamojski, Robert	11	FLA-FG		NT
53 Zamojski, Arthur	11	FLA-FG		NT
54 Ohana, Daniel S	12	MBS-FG		NT
55 Nutter, Alec A	12	CSSC-FG		NT
56 Ferrara, Luc M	11	CSSC-FG		NT



2015 Coral Springs Open Invitational-CSSC-051615, S#: FGI051615CSSC-B-1

Coral Springs Aquatic Complex

Psych Sheet

#54 ... (Boys 11-12 50 LC Meter Freestyle)

57 Brander, Ryan J 11 CSSC-FG NT

#55 Girls 13 & Over 50 LC Meter Freestyle

13-14 FGC Op: 26.29 2002 Dana Vollmer  
 13-14 FGC Re: 26.15 2013 Fernanda Delgado  
 28.19 13-14 AAAA  
 29.49 13-14 AAA  
 30.89 13-14 AA  
 30.89 13-14 FGJO  
 32.19 13-14 A  
 34.89 13-14 BB  
 37.59 13-14 B

Name	Age	Team	Seed Time	
1 Cooper, Catharin	15	CSSC-FG	26.91	
2 Harrington, Kelly	17	BRST-FG	27.47	
3 Jerew, Hailey R	14	AKS-FG	27.59	AAAA
4 Dodge, Katelyn I	21	BRST-FG	27.74	
5 Stewart, Courtne	17	BEST-FG	27.88	
6 Cicienia, Angela	20	AZFL-FG	28.31	
7 Williams, Allora	14	SF-FG	28.37	AAA
8 Smutny, Mary S	14	AKS-FG	28.37	AAA
9 Wong, Ellie	15	LAC	28.49	
10 Blackwin, Cassic	17	SAS-FG	28.52	
11 Langham, Menle	15	LAC	28.56	
12 Ross, Racine E	15	AZFL-FG	28.56	
13 Robinson, Aitana	17	LAC	28.69	
14 Biro, Delaney P	13	CSSC-FG	28.80	AAA
15 Reuter, Megan B	19	BRST-FG	29.01	
16 Van Den Berg, A	16	AZFL-FG	29.11	
17 Gautieri, Nicole J	18	CSSC-FG	29.13	
18 Vargas, Melannie	15	UN-BG-FG	29.16	
19 Brannan, Marissa	15	HAT-FG	29.19	
20 Digulla, Megan C	20	BRST-FG	29.40	
21 Virgin, Hannah E	14	CSSC-FG	29.43	AAA
22 Hunnewell, Nico	18	UNAT	29.51	
23 Braga, Luisa	16	UN-AZ-FG	29.62	
24 Sauer, Lindsey N	18	CSSC-FG	29.65	
25 Belcik, Bridget A	19	BRST-FG	29.71	
26 Schimansky, Me	15	CSSC-FG	29.82	
27 Wang, Sabrina	16	LAC	29.92	
28 Grabow, Jade L	16	HAT-FG	29.96	
29 Yribaren, Alexis	16	BRST-FG	29.96	
30 Bucaro, Sarah M	15	AZFL-FG	30.01	
31 Creighton, Kaley	17	BRST-FG	30.07	
32 Botting, Rachel I	13	CSSC-FG	30.20	AA
33 Suzuki, Luisa A	15	CSSC-FG	30.24	
34 Fajardo, Dominic	15	CSSC-FG	30.35	
35 Lea, Rachel A	15	SUN-FG	30.94	
36 Thomas, Camero	13	SF-FG	30.95	A
37 Bucaro, Sophia A	16	AZFL-FG	30.95	
38 Puia, Emily R	15	CSSC-FG	31.00	
39 Bencie, Gwen E	14	BEST-FG	31.06	A


40 Capalbo, Solana	13	AZFL-FG	31.06	A
41 Beltrano, Gabby	13	CSSC-FG	31.10	A
42 Tran, Stephanie	14	SUN-FG	31.24	A
43 Noyola, Lauren I	14	CSSC-FG	31.24	A
44 Grabow, Chloe L	14	HAT-FG	31.25	A
45 Korb, Gaby C	13	SAS-FG	31.39	A
46 Chiarella, Daria J	16	CSSC-FG	31.40	
47 Mirabal, Nora	13	UN-AZ-FG	31.46	A
48 Schain, Maddy L	13	AKS-FG	31.64	A
49 Maginley, Aliah I	17	AZFL-FG	31.86	
50 Anthony, Larissa	15	BRST-FG	31.88	
51 Abovitz, Zoe C	14	AZFL-FG	32.02	A
52 Glanzman, Naor	13	BRST-FG	32.09	A
53 Mason, Julie E	14	CSSC-FG	32.34	BB
54 Aponte, Madison	14	AZFL-FG	32.35	BB
55 Sauer, Kristin A	16	CSSC-FG	32.37	
56 Torres, Pamela	14	AKS-FG	32.43	BB
57 Reposo, Olivia	13	CSSC-FG	32.45	BB
58 Hunnewell, Man	15	UNAT	32.63	
59 Beleznyay, Maya	13	SAS-FG	32.75	BB
60 Kleiban, Giselle	13	UN-01-FG	32.89	BB
61 Jones, Acacia L	14	CSSC-FG	33.13	BB
62 MacKenzie-Law	14	YBC-FG	33.15	BB
63 Alonso, Jimena	15	SAS-FG	33.28	
64 Homes, Andrea	14	YBC-FG	33.29	BB
65 Parsons, Camila	13	CSSC-FG	33.31	BB
66 Davis, Mary	13	AKS-FG	33.53	BB
67 Pierce, Jordanna	14	BGS-FG	34.35	BB
68 Szakacs, Lydia C	13	CSSC-FG	34.60	BB
69 Bremer, Victoria	13	BRST-FG	34.72	BB
70 Kanter, Rebecca	14	SF-FG	34.94	B
71 Aguero, Juliette	14	UN-01-FG	35.46	B
72 Amador, Maresa	14	UN-01-FG	35.48	B
73 Mackler, Danni F	14	SAS-FG	35.65	B
74 Viner, Sophia J	13	CSSC-FG	35.72	B
75 Levit, Michaela	16	FLA-FG	35.94	
76 Garcia, Madelyn	13	CSSC-FG	36.10	B
77 Berday, Sophie L	13	FLA-FG	36.17	B
78 Girish, Riya	13	YBC-FG	36.26	B
79 Flynt, Emily M	15	YBC-FG	36.52	
80 Kean, Carolyn G	13	SUN-FG	36.60	B
81 Reta, Oriana A	13	MBS-FG	36.62	B
82 Annis, Jamie R	13	HAT-FG	36.86	B
83 Gatlin, Julianna V	13	CSSC-FG	36.95	B
84 Deitz, Cayla A	14	FLA-FG	38.07	
85 Staack, Isabelle C	13	FLA-FG	38.10	
86 Florez-Granel, M	13	AZFL-FG	41.55	
87 Gally, Anna	15	CSSC-FG	42.05	
88 Garcia, Gabi A	13	BGS-FG	43.07	
89 Kish, Sophia E	13	NMST-FG	NT	
90 Echeverria, Tasha	15	AZFL-FG	NT	
91 Modrak, Allyson	14	YBC-FG	NT	
92 Cayetano, Isabell	13	YBC-FG	NTY	
93 Bagiotti, Julianna	15	YBC-FG	NTY	

94 Wilkie, JJ J	16	YBC-FG	NTY
95 Ruiz, Flavia L	16	YBC-FG	NTY
96 Alemany, Isabell	15	YBC-FG	NTY
97 Friedland, Sabrin	18	YBC-FG	NTY
98 Castedo, Petra	15	FLA-FG	NT
99 Keeney, Samantf	13	FLA-FG	NT
100 Negrin, Andrea M	13	FLA-FG	NT
101 Graci, Serena	13	BRST-FG	NTY
102 Ohana, Julia R	15	MBS-FG	NT
103 Borges, Gaby S	14	AKS-FG	NT
104 Carr, Theresa S	14	CSSC-FG	NT
105 Sharma, Megan	14	CSSC-FG	NT
106 Ortiz, Daniela M	14	CSSC-FG	NT
107 Valqui, Nicolle A	13	CSSC-FG	NT
108 Roush, Kendall I	14	CSSC-FG	NT
109 Adames, Camille	15	CSSC-FG	NT

#56 Boys 13 & Over 50 LC Meter Freestyle

13-14 FGC Op: 23.45 2014 Michael Andrew  
 13-14 FGC Re: 24.38 2009 Daniel Spas  
 25.79 13-14 AAAA  
 27.09 13-14 AAA  
 28.29 13-14 AA  
 29.49 13-14 A  
 29.49 13-14 FGJO  
 31.99 13-14 BB  
 34.39 13-14 B

Name	Age	Team	Seed Time	
1 Heck, Brody J	17	SAS-FG	23.33	
2 Tjon-A-Joe, Raiz	17	AZFL-FG	23.60	
3 Le Grand, Jemal	20	AZFL-FG	23.82	
4 Perez, Jhonny J	17	UN-AZ-FG	23.89	
5 Martinez, Jose A	17	AZFL-FG	24.40	
6 Acosta, Marcelo	18	AZFL-FG	24.51	
7 Gonzalez, Mateo	18	AZFL-FG	24.73	
8 Nolte, John A	20	BRST-FG	24.78	
9 Lupoli, Franco A	21	UN-AZ-FG	24.91	
10 Pierce, Bryce E	18	CSSC-FG	25.55	
11 Imposimato, Juar	16	YBC-FG	26.00	
12 Ferrara, Nico J	15	CSSC-FG	26.00	
13 Navarrete, Ferna	17	YBC-FG	26.03	
14 Angeles, Danny V	19	NMST-FG	26.11	
15 Johnston, Johann	21	BRST-FG	26.12	
16 Metzker, O L	18	SAS-FG	26.15	
17 Tannhauser, Bobl	17	SAS-FG	26.22	
18 Vargas, Sebastian	16	CSSC-FG	26.33	
19 Tatton, Kyle V	15	SAS-FG	26.73	
20 Veit, Eric	16	YBC-FG	26.77	
21 Garcia, Andrew I	14	FLA-FG	26.83	AAA
22 Vivas, Martin	16	YBC-FG	26.87	
23 Perez, Enrique A	18	AZFL-FG	27.02	
24 Yamamoto, Henr	17	CSSC-FG	27.13	
25 Matheus, Eric	14	SAS-FG	27.16	AA
26 Anzola, Enrique	16	AKS-FG	27.23	





2015 Coral Springs Open Invitational-CSSC-051615, S#: FGI051615CSSC-B-1

Coral Springs Aquatic Complex

Psych Sheet


#56 ... (Boys 13 & Over 50 LC Meter Freestyle)			
27 Cappa, Dominic	16	LAC	27.41
28 Rose, Keegan S	14	BGS-FG	27.42 AA
29 Banciella, Reid A	13	MS-FG	27.53 AA
30 Ossola, Nicolo'	24	UN-AZ-FG	27.70
31 Tran, Vincent	16	SUN-FG	27.85
32 Kotikovski, Elvis	13	AZFL-FG	28.03 AA
33 Capalbo, Ivan D	15	AZFL-FG	28.08
34 Willem, Steffen	18	HAT-FG	28.13
35 Bohorquez, Fern	18	AZFL-FG	28.14
36 Roth, Quinn A	15	SF-FG	28.16
37 Gonzalez, Alejan	15	SWAT-FG	28.20
38 Gil, Drake E	14	BRST-FG	28.21 AA
39 Taddonio, Matt J	16	BRST-FG	28.26
40 Montejo, Orlandi	13	MS-FG	28.54 A
41 Cannon, John B	17	AKS-FG	28.57
42 Lara, Ronald J	16	SWAT-FG	28.74
43 Calle, Santiago	15	SWAT-FG	28.85
44 Carbone, Nichol	13	FLA-FG	29.03 A
45 Taddonio, Camer	14	BRST-FG	29.04 A
46 Pereda, Breixo	13	UN-01-FG	29.07 A
47 Cooper, Matthew	16	HAT-FG	29.08
48 McKeon, Andres	13	CSSC-FG	29.21 A
49 Avellaneda, Dieg	14	SUN-FG	29.30 A
50 Gomez, Felipe	21	AZFL-FG	29.43
51 Darias, Teolio	14	UN-01-FG	29.45 A
52 Castillo, Nico A	15	BRST-FG	29.53
53 Sanchez, Alex A	15	MS-FG	29.63
54 Manrique, Sebas	15	YBC-FG	29.71
55 Hall, Zachri M	14	BGS-FG	29.81 BB
56 Gonzalez, Carlos	15	BGS-FG	30.00
57 Hopkins, Dennis	16	CSSC-FG	30.21
58 Liraz, Tom	14	YBC-FG	30.27 BB
59 Morales, Jorge	15	HSC-FG	30.34
60 Brunet, Alejandro	13	SWAT-FG	30.44 BB
61 Sanchez, Jake A	14	AKS-FG	30.50 BB
62 McCormick, San	13	CSSC-FG	30.50 BB
63 Savino, Gianni L	14	CSSC-FG	30.79 BB
64 Hosfeld, Luiz F	16	CSSC-FG	30.89
65 Costello, Pat M	17	BRST-FG	30.90
66 Suarez, Sabi A	14	CSSC-FG	30.97 BB
67 Gallet, James D	14	YBC-FG	31.00 BB
68 Mourraille, Marc	15	BGS-FG	31.11
69 Sanzetenea, Marl	16	NMST-FG	31.19
70 Oliver, Noah H	16	AKS-FG	31.23
71 Hernandez, Kalv	14	CSSC-FG	31.58 BB
72 Segura, Daniel	13	AZFL-FG	31.59 BB
73 Miller, Maxwell	14	YBC-FG	31.84 BB
74 Prado, Lorenzo	14	CSSC-FG	31.94 BB
75 Schutz, Brandon	14	CSSC-FG	32.22 B
76 Schleicher, Bran	14	SUN-FG	32.33 B
77 Trimble, Gregory	13	CSSC-FG	32.35 B
78 Wood, Christian	15	BRST-FG	32.44

79 Michelena, Oscar	14	SUN-FG	32.50 B
80 Levit, Eli S	14	FLA-FG	32.80 B
81 Franzino, Patrick	13	CSSC-FG	32.91 B
82 Santiago, Sebasti	13	NMST-FG	33.08 B
83 Ochoa, Felipe	15	BGS-FG	33.30
84 Vasquez, Rene J	15	BGS-FG	33.86
85 Hamilton, Ian D	13	AZFL-FG	34.03 B
86 Squartino, Salvat	14	SF-FG	34.23 B
87 Rafalski, Richard	14	BRST-FG	34.41
88 Garber, Joshua E	16	CSSC-FG	34.43
89 Castro, Bryan A	13	UN-MS-FG	34.66
90 Hebden, Marcus	13	BRST-FG	34.89
91 Duduyak, Klimer	13	NMST-FG	35.00
92 Hau, Berwyn	13	SF-FG	35.20
93 Irwin, Justin D	14	CSSC-FG	35.28
94 Smith, Shawn	13	SF-FG	35.40
95 Deybach, Alex	14	MBS-FG	35.44
96 McCauley, Rick	14	SUN-FG	35.82
97 Smith, Shane S	13	SF-FG	37.65
98 Gomez, Bryan	14	UN-01-FG	38.01
99 Genz, David	15	BRST-FG	38.29
100 Augier, Lucas	14	UN-01-FG	38.63
101 Serruya, Uri	20	MBS-FG	49.10
102 Lucas, Jesus M	13	NMST-FG	57.90
103 Uttenreuther, Ma	14	NMST-FG	NT
104 Cuellar, Leonard	13	SWAT-FG	NT
105 Cuellar, Lemuel	15	SWAT-FG	NT
106 Gonzalez, Oscar	14	SF-FG	NTY
107 Zhang, Mark	13	AZFL-FG	NT
108 Barzola, Umberto	15	UN-01-FG	NT
109 Sheinfeld, Zacha	16	HAT-FG	NTY
110 Wang, Evan N	13	HAT-FG	NTY
111 de la Puente, Anc	13	SAS-FG	NTY
112 Halbich, Storm E	17	SAS-FG	NT
113 Sanchez, Rafael	14	YBC-FG	NT
114 Borrone, Mario J	13	YBC-FG	NT
115 Carmy, Amit Y	18	YBC-FG	NTY
116 Montanez, Antho	13	YBC-FG	NTY
117 Cordova, Samuel	16	YBC-FG	NT
118 Cordova, Rene	15	YBC-FG	NT
119 Hemmerde, Adria	17	MBS-FG	NT
120 De Sousa, Anton	13	MBS-FG	NT
121 Jaramillo, Lucas	13	AKS-FG	NT
122 Tauzer, Nathan J	13	CSSC-FG	NT
123 Conrad, Hayden	14	CSSC-FG	NT

#57 Girls 10 & Under 100 LC Meter Breaststroke

<b>FGC Open Rec:</b>	<b>1:20.08</b>	<b>2014</b>	<b>Meghan Lynch</b>
<b>FGC Record:</b>	<b>1:23.05</b>	<b>1992</b>	<b>Sabah Brinson</b>
	<b>1:31.29</b>	<b>AAAA</b>	
	<b>1:36.39</b>	<b>AAA</b>	
	<b>1:41.49</b>	<b>AA</b>	
	<b>1:46.49</b>	<b>A</b>	
	<b>1:48.49</b>	<b>FGJO</b>	
	<b>2:01.69</b>	<b>BB</b>	
	<b>2:16.89</b>	<b>B</b>	

Name	Age	Team	Seed Time
1 Botting, Riley E	10	CSSC-FG	1:31.55 AAA
2 Yordi, Rachel	10	NMST-FG	1:43.15 A
3 Dinehart, Olivia	10	AKS-FG	1:45.04 A
4 Frazier, Sara M	10	BGS-FG	1:51.39 BB
5 Levin, Sara	8	SF-FG	1:56.52 BB
6 Olson, Elisabeth	10	CSSC-FG	1:57.88 BB
7 Meyer, Camryn I	8	CSSC-FG	1:58.32 BB
8 Wells, Hailey I	10	CSSC-FG	2:03.37 B
9 Renaud, Jade	9	SF-FG	2:03.84 B
10 Yordi, Rebecca	10	NMST-FG	2:04.93 B
11 Henderson, Soph	9	SAS-FG	2:07.42 B
12 Sorunmu, Maya	9	SF-FG	2:10.53 B
13 Garcia-Carrillo, I	10	MWA-FG	2:10.79 B
14 Gedeon, Anais	7	NMST-FG	2:12.86 B
15 Zaparegos, Stam	8	BRST-FG	2:27.34
16 Guan, Selina	9	CSSC-FG	2:28.67
17 Genz, Cassandra	9	BRST-FG	2:42.39
18 Renaud, Eva	10	SF-FG	NTY
19 Mirones, Cecilia	9	SUN-FG	NT
20 Schleicher, Carle	9	SUN-FG	NT
21 Cope, Rosie Q	8	BGS-FG	NT
22 Acebo, Gabi O	10	BGS-FG	NT
23 Gonzalez, Paola	9	UN-BG-FG	NT
24 Levine, Taylor	10	YBC-FG	NTY
25 Cronin, Karli	9	BRST-FG	NT
26 Vazquez-Quiroga	9	MWA-FG	NT
27 Perez, Vianca	10	AKS-FG	NT
28 Huang, Hilary	10	AKS-FG	NT
29 Bonney, Macken	8	CSSC-FG	NT
30 Suarez, Rhanian C	8	CSSC-FG	NT
31 Lubarsky, Roni	9	CSSC-FG	NT
32 Tauzer, Sarah A	9	CSSC-FG	NT



2015 Coral Springs Open Invitational-CSSC-051615, S#: FGI051615CSSC-B-1

Coral Springs Aquatic Complex

Psych Sheet

#58 Boys 10 & Under 100 LC Meter Breaststroke

**FGC Open Rec: 1:23.89 2014 Victor Valdes**  
**FGC Record: 1:23.89 2014 Victor Valdes**  
 1:31.09 AAAA  
 1:35.59 AAA  
 1:40.19 AA  
 1:44.69 A  
 1:50.69 FGJO  
 1:58.39 BB  
 2:11.99 B

Name	Age	Team	Seed Time	
1 Rodriguez, Agus	10	HSC-FG	1:30.00	AAAA
2 Uglanov, Ivan	10	HAT-FG	1:46.08	FGJO
3 Chavez, David J	10	FLA-FG	1:52.42	BB
4 Hau, Christopher	10	SF-FG	1:53.67	BB
5 Pokatragool, Pete	10	CSSC-FG	1:54.12	BB
6 Musa, Farouk	7	HAT-FG	1:54.42	BB
7 Aronsohn, Matth	10	SAS-FG	1:55.24	BB
8 Beleznay, Andrej	10	SAS-FG	1:55.30	BB
9 Williams, Owen	9	HAT-FG	1:59.99	B
10 Keung, Nathan C	9	AZFL-FG	2:03.98	B
11 Lopez-Casula, M	10	HSC-FG	2:10.23	B
12 Reta, Ethan R	10	MBS-FG	2:11.89	B
13 Kustin, Quinn H	10	HAT-FG	2:27.60	
14 Barreto, Joshua	7	NMST-FG		NT
15 Shearer, Mateo	9	SUN-FG		NT
16 Arce, Aiden L	9	HAT-FG		NTY
17 Cayetano, Benjar	10	YBC-FG		NTY
18 Johnson, Marcus	9	BRST-FG		NT
19 Sharma, Mehu	10	CSSC-FG		NT
20 Opperman, Rafal	10	CSSC-FG		NT
21 Opperman, Luca	9	CSSC-FG		NT
22 Tan, Matthew W	9	CSSC-FG		NT
23 Alapati, Rohan	8	CSSC-FG		NT
24 Frantsevskiy, Ego	9	CSSC-FG		NT
25 Nelson, Dillon P	10	CSSC-FG		NT

#59 Girls 11-12 100 LC Meter Breaststroke

**FGC Open Rec: 1:15.96 1995 Cerian Gibbes**  
**FGC Record: 1:16.21 2001 Katie Marsh**  
 1:21.59 AAAA  
 1:25.59 AAA  
 1:29.69 AA  
 1:33.79 A  
 1:35.79 FGJO  
 1:41.89 BB  
 1:49.99 B

Name	Age	Team	Seed Time	
1 Banks, Gabriann	12	HAT-FG	1:23.85	AAA
2 Miao, Margaret	11	AKS-FG	1:24.74	AAA
3 Taylor, Isabella I	12	HAT-FG	1:27.17	AA
4 Gooding, Adrian	11	AZFL-FG	1:29.81	A
5 Seniuta, Monika	11	SAS-FG	1:30.39	A

6 D'Alessandro, Ja	12	AKS-FG	1:34.68	FGJO
7 Virgin, Cara P	11	CSSC-FG	1:34.97	FGJO
8 Lesentier, Jacque	12	NMST-FG	1:35.12	FGJO
9 Deo, Alana E	11	AKS-FG	1:35.98	BB
10 Gonzalez, Shann	12	HSC-FG	1:38.80	BB
11 Dattile, Briana E	11	CSSC-FG	1:39.29	BB
12 Trodick, Samantl	12	SUN-FG	1:39.88	BB
13 Bannister, Lalain	11	SUN-FG	1:40.91	BB
14 Schimansky, Sar	12	CSSC-FG	1:42.92	B
15 Laplant, Sara E	11	CSSC-FG	1:43.36	B
16 Vazquez, Jennife	11	HSC-FG	1:43.89	B
17 Mason, Olivia C	12	CSSC-FG	1:44.19	B
18 Nieto, Antonella	11	UN-01-FG	1:45.54	B
19 Schleicher, Mall	11	SUN-FG	1:47.60	B
20 Gonzalez, Nora	11	UN-01-FG	1:48.71	B
21 Leon, Valerie L	12	SF-FG	1:50.69	
22 Wang, Cindy	12	AKS-FG	1:51.63	
23 Garcia, Emily R	12	FLA-FG	1:53.40	
24 Manrique, Kari	11	YBC-FG	1:55.50	
25 Pizano, Juliet	12	MBS-FG	1:56.87	
26 Arteaga, Annabel	12	MWA-FG	1:59.66	
27 Sacerio, Camilla	12	YBC-FG	2:00.71	
28 Avellaneda, Sofi	11	SUN-FG	2:01.89	
29 Wiebe, Olivia M	11	SF-FG	2:03.43	
30 Leon, Angie	12	YBC-FG	2:06.09	
31 Camacho, Julian	11	YBC-FG	2:08.13	
32 Lamb, Hanna R	11	SUN-FG	2:08.67	
33 Hemmerde, Anto	12	MBS-FG	2:11.92	
34 Suglio, Lauren N	11	CSSC-FG	2:23.86	
35 Zaparegos, Eiren	11	BRST-FG	2:23.99	
36 Deeter, Alexa G	11	HAT-FG		NT
37 Amon, Kayla	11	YBC-FG		NT
38 Christianson, Ka	11	YBC-FG		NTY
39 Burgos, Maria A	12	YBC-FG		NTY
40 Herne, Maria	12	YBC-FG		NT
41 Cronin, Sabrina	11	BRST-FG		NT
42 Genz, Gabriella	12	BRST-FG		NT
43 Kotler, Jordana	11	MWA-FG		NT
44 Vazquez-Quiroga	11	MWA-FG		NT
45 Ferraro, Sophia	11	MWA-FG		NT
46 Eilers, Morgan D	11	MWA-FG		NT
47 Conrad, Hayley I	12	CSSC-FG		NT
48 Lalor, Kayleigh I	12	CSSC-FG		NT
49 Suglio, Melanie I	11	CSSC-FG		NT
50 McGee, Lily A	11	CSSC-FG		NT

#60 Boys 11-12 100 LC Meter Breaststroke


**FGC Open Rec: 1:13.59 2012 Reece Whitley**  
**FGC Record: 1:12.31 2008 Quinn Cassidy**  
 1:19.29 AAAA  
 1:23.49 AAA  
 1:27.59 AA  
 1:31.69 A  
 1:35.69 FGJO  
 1:39.99 BB  
 1:48.29 B

Name	Age	Team	Seed Time	
1 Valdes, Victor M	11	HSC-FG	1:23.89	AA
2 Valdivia, Dylan I	12	MS-FG	1:31.38	A
3 Keung, Ethan O	12	AZFL-FG	1:33.38	FGJO
4 Sosa, Michael J	12	HSC-FG	1:35.00	FGJO
5 Hall, Luke A	12	BGS-FG	1:37.97	BB
6 Watson, Daniel S	12	HAT-FG	1:37.99	BB
7 Bono, Dominic F	11	AKS-FG	1:38.62	BB
8 Vasilyev, Nikolay	12	HAT-FG	1:39.11	BB
9 Ward, Wilson T	11	UN-CS-FG	1:41.26	B
10 Oliver, Garrett M	12	AKS-FG	1:49.00	
11 Brander, Ryan J	11	CSSC-FG	1:49.50	
12 Olson, William P	11	CSSC-FG	1:53.67	
13 Engelmann, Blak	12	SF-FG	1:53.94	
14 Rummel, Jack A	12	CSSC-FG	1:54.02	
15 Kustin, Jakob G	12	HAT-FG	1:57.88	
16 Yaremenko, Alex	11	HAT-FG	1:59.99	
17 Gomez del Camp	12	MWA-FG	2:04.54	
18 Garcia, Cristian C	11	CSSC-FG	2:25.57	
19 Lares, Sebastian	11	AZFL-FG		NT
20 Lauzurique, Jaso	12	BGS-FG		NT
21 Schwartz, Benjar	12	SAS-FG		NTY
22 Schenquerman, I	11	YBC-FG		NT
23 Bolanos, Mauric	12	YBC-FG		NTY
24 D'Avi, Jack	12	YBC-FG		NT
25 Ohana, Daniel S	12	MBS-FG		NT
26 Nutter, Alec A	12	CSSC-FG		NT
27 Vazquez, Leo	11	CSSC-FG		NT

#61 Girls 13 & Over 100 LC Meter Breaststroke

**13-14 FGC Op: 1:11.49 2009 Lindsey McKnight**  
**13-14 FGC Re: 1:11.00 1989 Tori DeSilvia**  
 1:17.19 13-14 AAAA  
 1:20.79 13-14 AAA  
 1:24.49 13-14 AA  
 1:28.19 13-14 A  
 1:28.19 13-14 FGJO  
 1:35.49 13-14 BB  
 1:42.89 13-14 B

Name	Age	Team	Seed Time	
1 Korb, Tiffany L	15	SAS-FG	1:16.29	
2 Jerew, Hailey R	14	AKS-FG	1:16.46	AAAA
3 Mckenna, Thea E	14	HAT-FG	1:18.82	AAA



2015 Coral Springs Open Invitational-CSSC-051615, S#: FGI051615CSSC-B-1


Coral Springs Aquatic Complex

Psych Sheet

#61 ... (Girls 13 & Over 100 LC Meter Breaststroke)				
4	Mullen, Marin E	17	SAS-FG	1:19.93
5	Kim, Daniela	14	YBC-FG	1:20.89 AA
6	MacNeil, Maggie	15	LAC	1:21.36
7	El-Hamaki, Sahr	20	BRST-FG	1:21.39
8	Wilkerson, Rebe	17	CSSC-FG	1:21.41
9	Hunnewell, Nico	18	UNAT	1:21.50
10	Wang, Sabrina	16	LAC	1:21.67
11	Johnson, Hayley	16	BRST-FG	1:22.05
12	Creighton, Kaley	17	BRST-FG	1:22.89
13	Wong, Ellie	15	LAC	1:23.13
14	Gautieri, Nicole	18	CSSC-FG	1:23.85
15	Fernandez, Gabri	14	HSC-FG	1:25.04 A
16	Maginley, Aliah	17	AZFL-FG	1:27.38
17	Botting, Rachel	13	CSSC-FG	1:27.68 A
18	Cordoba, Brooke	13	CSSC-FG	1:29.32 BB
19	Mason, Julie E	14	CSSC-FG	1:29.85 BB
20	Suzuki, Luisa A	15	CSSC-FG	1:31.39
21	Capalbo, Solana	13	AZFL-FG	1:34.13 BB
22	Lea, Rachel A	15	SUN-FG	1:35.17
23	Beleznay, Maya	13	SAS-FG	1:35.37 BB
24	Biro, Delaney P	13	CSSC-FG	1:35.37 BB
25	Beltrano, Gabby	13	CSSC-FG	1:36.22 B
26	Torres, Pamela	14	AKS-FG	1:36.28 B
27	Hunnewell, Man	15	UNAT	1:37.77
28	Grabow, Jade L	16	HAT-FG	1:37.95
29	Viner, Sophia J	13	CSSC-FG	1:38.65 B
30	Glanzman, Naon	13	BRST-FG	1:38.83 B
31	Udell, Olivia F	13	AZFL-FG	1:39.13 B
32	Reta, Oriana A	13	MBS-FG	1:39.45 B
33	Aguero, Juliette	14	UN-01-FG	1:39.70 B
34	Flynt, Emily M	15	YBC-FG	1:39.95
35	Reposa, Olivia	13	CSSC-FG	1:44.13
36	Alonso, Jimena	15	SAS-FG	1:47.86
37	Pierce, Jordanna	14	BGS-FG	1:48.48
38	Berubés8sb7sm8	19	GO	1:51.96
39	Benguria, Daniel	14	HSC-FG	1:53.92
40	Annis, Jamie R	13	HAT-FG	1:55.40
41	Camacho, Jacqu	13	YBC-FG	1:57.78
42	Gatlin, Julianna	13	CSSC-FG	2:00.15
43	Sauer, Kristin A	16	CSSC-FG	2:01.86
44	Kish, Sophia E	13	NMST-FG	NT
45	Kleiban, Giselle	13	UN-01-FG	NT
46	Garcia, Gabi A	13	BGS-FG	NT
47	Girish, Riya	13	YBC-FG	NT
48	Negrin, Andrea M	13	FLA-FG	NT
49	Anthony, Larissa	15	BRST-FG	NT
50	Ohana, Julia R	15	MBS-FG	NT
51	Borges, Gaby S	14	AKS-FG	NT
52	Gally, Anna	15	CSSC-FG	NT
53	Sharma, Megan	14	CSSC-FG	NT
54	Ortiz, Daniela M	14	CSSC-FG	NT
55	Valqui, Nicolle A	13	CSSC-FG	NT

#62 Boys 13 & Over 100 LC Meter Breaststroke				
13-14 FGC Op:	1:05.33	2014	Michael Andrew	
13-14 FGC Re:	1:07.37	2010	Quinn Cassidy	
	1:11.19	13-14 AAAAA		
	1:14.59	13-14 AAAA		
	1:17.89	13-14 AAA		
	1:21.29	13-14 AA		
	1:21.29	13-14 A		
	1:21.29	13-14 FGJO		
	1:28.09	13-14 BB		
	1:34.89	13-14 B		
Name	Age	Team	Seed Time	
1	Ossola, Nicolo'	24	UN-AZ-FG	1:03.30
2	Guarente, Marco	18	UN-AZ-FG	1:04.63
3	Horrego, Julio A	16	HSC-FG	1:05.60
4	Tjon-A-Joe, Raiz	17	AZFL-FG	1:07.09
5	Pereira, Daniel B	19	AZFL-FG	1:07.84
6	Johnston, Johann	21	BRST-FG	1:07.99
7	Landi, Nicholas	20	BRST-FG	1:08.24
8	Gonzalez, Mateo	18	AZFL-FG	1:09.25
9	Araya, Esteban	18	UN-AZ-FG	1:10.11
10	Alatorre, Fernanc	16	AZFL-FG	1:10.60
11	Tatton, Kyle V	15	SAS-FG	1:10.66
12	Nolte, John A	20	BRST-FG	1:11.84
13	Anzola, Enrique	16	AKS-FG	1:12.84
14	Yamamoto, Henr	17	CSSC-FG	1:13.28
15	Fraiman, Elad	16	UN-AZ-FG	1:13.61
16	Veit, Eric	16	YBC-FG	1:16.33
17	Kotikovski, Elvis	13	AZFL-FG	1:16.41 AA
18	Costello, Pat M	17	BRST-FG	1:18.71
19	Garcia, Andres P	14	UN-HS-FG	1:19.00 A
20	Rodriguez, Aaror	13	HSC-FG	1:19.65 A
21	Taddonio, Camer	14	BRST-FG	1:21.46 BB
22	Furman, Henry A	16	BRST-FG	1:21.97
23	Fernandez, Mich	13	HSC-FG	1:22.03 BB
24	Savino, Gianni L	14	CSSC-FG	1:22.16 BB
25	Capalbo, Ivan D	15	AZFL-FG	1:22.28
26	Cooper, Matthew	16	HAT-FG	1:22.31
27	Liraz, Tom	14	YBC-FG	1:22.43 BB
28	Garcia, Andrew I	14	FLA-FG	1:23.17 BB
29	Sanchez, Jake A	14	AKS-FG	1:25.38 BB
30	Machado, Lester	14	HSC-FG	1:25.51 BB
31	Hopkins, Dennis	16	CSSC-FG	1:26.21
32	Montejo, Orlando	13	MS-FG	1:27.12 BB
33	Wilkie, Malcolm	14	YBC-FG	1:27.22 BB
34	Manrique, Sebas	15	YBC-FG	1:28.34
35	Hamilton, Ian D	13	AZFL-FG	1:29.25 B
36	Quesada-Amor, /	13	UN-HS-FG	1:29.56 B
37	Wood, Christian	15	BRST-FG	1:31.69
38	Pereda, Breixo	13	UN-01-FG	1:32.16 B
39	Taddonio, Matt J	16	BRST-FG	1:32.20
40	Hosfeld, Luiz F	16	CSSC-FG	1:33.60
41	Willem, Steffen	18	HAT-FG	1:33.80

42	Castro, Bryan A	13	UN-MS-FG	1:34.27 B
43	Mourraile, Marc	15	BGS-FG	1:34.72
44	Franzino, Patrick	13	CSSC-FG	1:35.56
45	Lugones, Abraha	14	HSC-FG	1:35.65
46	Hebden, Marcus	13	BRST-FG	1:36.36
47	Cordova, Rene	15	YBC-FG	1:36.42
48	Suarez, Sabi A	14	CSSC-FG	1:37.17
49	Schleicher, Branc	14	SUN-FG	1:37.30
50	Duduyak, Klimer	13	NMST-FG	1:38.24
51	Hall, Zachri M	14	BGS-FG	1:38.47
52	Garber, Joshua E	16	CSSC-FG	1:39.38
53	Genz, David	15	BRST-FG	1:41.60
54	McCauley, Rick	14	SUN-FG	1:44.56
55	Augier, Lucas	14	UN-01-FG	1:47.03
56	Vasquez, Rene J	15	BGS-FG	1:47.18
57	Hau, Berwyn	13	SF-FG	1:49.10
58	Santiago, Sebasti	13	NMST-FG	1:49.43
59	Rafalski, Richarc	14	BRST-FG	1:55.95
60	Serruya, Uri	20	MBS-FG	2:03.74
61	Lucas, Jesus M	13	NMST-FG	NT
62	Uttenreuther, Ma	14	NMST-FG	NT
63	Keung, Tzeman	44	UN-FG-FG	NT
64	Zhang, Mark	13	AZFL-FG	NT
65	Darias, Teolio	14	UN-01-FG	NT
66	Barzola, Umberto	15	UN-01-FG	NT
67	Ochoa, Felipe	15	BGS-FG	NT
68	Gonzalez, Carlos	15	BGS-FG	NT
69	Barranco, Kevin	14	BGS-FG	NT
70	Sheinfeld, Zacha	16	HAT-FG	NTY
71	Wang, Evan N	13	HAT-FG	NTY
72	de la Puente, Anc	13	SAS-FG	NTY
73	Halbich, Storm E	17	SAS-FG	NT
74	Rotman, Pierce M	14	SAS-FG	NT
75	Bastian, Izaak Z	14	SAS-FG	NT
76	Sanchez, Rafael	14	YBC-FG	NT
77	Borrone, Mario J	13	YBC-FG	NT
78	Estevez, Diego I	13	YBC-FG	NTY
79	De Sousa, Anton	13	MBS-FG	NT
80	Jaramillo, Lucas	13	AKS-FG	NT
81	Tauzer, Nathan J	13	CSSC-FG	NT



## 2015 Coral Springs Open Invitational-CSSC-051615, S#: FGI051615CSSC-B-1

## Coral Springs Aquatic Complex

## Psych Sheet

## #63 Girls 400 LC Meter IM

10&U FGC Op: 5:35.47 2004 Becca Heller  
 10&U FGC Rec: 5:35.47 2004 Becca Heller  
 11-12 FGC Op: 5:07.80 2006 Lauren Driscoll  
 11-12 FGC Re: 5:07.71 2014 Andrea Santander  
 13-14 FGC Op: 4:50.85 2011 Becca Mann  
 13-14 FGC Re: 4:50.26 1986 Tanya Williams

5:32.89 11-12 AAAAA

5:48.69 11-12 AAA

6:04.59 11-12 AA

6:20.39 11-12 A

6:28.39 11-12 FGJO

6:52.09 11-12 BB

7:23.79 11-12 B

5:15.39 13-14 AAAAA

5:30.39 13-14 AAA

5:45.39 13-14 AA

6:00.39 13-14 A

6:00.39 13-14 FGJO

Name	Age	Team	Seed Time
1 Squartino, Geena	19	SF-FG	5:09.66
2 Allen, Jessica	15	LAC	5:17.85
3 Roper, Hannah J	20	BRST-FG	5:19.59
4 Van Den Berg, D	18	AZFL-FG	5:20.41
5 Seto, Tiffany	14	SF-FG	5:35.93 AA
6 Schimansky, Mei	15	CSSC-FG	5:36.23
7 Kennedy, Jodi	13	SF-FG	5:38.12 AA
8 Langham, Menle	15	LAC	5:39.69
9 Barfield, Mattie J	12	FLA-FG	5:41.13 AAA
10 El-Hamaki, Sahr	20	BRST-FG	5:49.82
11 Starman, Sidney	14	BGS-FG	5:52.49 A
12 D'Alessandro, Ja	12	AKS-FG	5:55.47 AA
13 Gilbert, Madison	18	BRST-FG	6:00.22
14 Tran, Stephanie	14	SUN-FG	6:04.77 BB
15 Kondratovitch, A	12	UN-BG-FG	6:07.32 A
16 Jones, Acacia L	14	CSSC-FG	6:09.55 BB
17 Colon, Annabelle	14	BGS-FG	6:23.53 BB
18 Smith, Selena	14	SF-FG	6:31.88 B
19 Levin, Rebeca	10	SF-FG	NT
20 Kennedy, Kaycie	11	SF-FG	NTY
21 Perma, Sabrina I	15	UN-BG-FG	NT
22 Mckenna, Thea F	14	HAT-FG	NT
23 Amon, Ashlynn	14	YBC-FG	NT
24 Nunez, Camila	12	FLA-FG	NT
25 Botting, Rachel I	13	CSSC-FG	NT

## #64 Boys 400 LC Meter IM

10&U FGC Op: 5:40.14 1980 Ford Pearson  
 10&U FGC Rec: 5:40.14 1980 Ford Pearson  
 11-12 FGC Op: 4:59.17 2014 Will Barao  
 11-12 FGC Re: 5:00.84 2014 Rafael Rodriguez  
 13-14 FGC Op: 4:41.93 2008 Juan Sequera  
 13-14 FGC Re: 4:36.84 2014 Alberto Gomez

5:25.09 11-12 AAAAA

5:40.59 11-12 AAA

5:56.09 11-12 AA

6:11.49 11-12 A

6:27.49 11-12 FGJO

6:42.49 11-12 BB

7:13.49 11-12 B

4:57.89 13-14 AAAAA

5:11.99 13-14 AAA

5:26.19 13-14 AA

5:40.39 13-14 A

5:40.39 13-14 FGJO

Name	Age	Team	Seed Time
1 Araya, Esteban	18	UN-AZ-FG	4:34.26
2 Sharp, Nick R	16	SAS-FG	4:42.70
3 Landi, Nicholas	20	BRST-FG	4:46.15
4 Acosta, Marcelo	18	AZFL-FG	4:51.54
5 Lauzurique, Mar	15	UN-BG-FG	5:00.10
6 Smutny, Luke R	16	AKS-FG	5:03.87
7 Cappa, Dominic	16	LAC	5:07.54
8 Vatinelle, Matthi	16	AKS-FG	5:11.80
9 Torres, John	14	UN-BG-FG	5:16.40 AA
10 Fraiman, Elad	16	UN-AZ-FG	5:18.41
11 Lares, Andres A	15	AZFL-FG	5:21.46
12 Utz, Joaquin A	16	BGS-FG	5:26.88
13 Barranco, Kevin	14	BGS-FG	5:38.30 A
14 Baucells, Rogelic	14	BGS-FG	5:42.89 BB
15 Perez, Sal	14	FLA-FG	5:45.15 BB
16 Lopez, Jose C	12	MS-FG	5:55.78 AA
17 Beron-Vera, Pedr	12	MS-FG	6:03.96 A
18 Carbone, Nichol	13	FLA-FG	6:04.72 BB
19 Garcia, Emiliano	12	FLA-FG	6:12.75 FGJO
20 Tortola, Cristian	13	UN-AZ-FG	6:15.54 B
21 Gutierrez, Chris	16	BGS-FG	NT
22 Arvelo, Juan A	14	BGS-FG	NT
23 Marsal, Sebastian	13	UN-BG-FG	NT
24 Domokos, Loran	13	BRST-FG	NT
25 Byshnev, Konsta	19	BRST-FG	NT

